



1/2-6 HP

Air-cooled Condensing Units

Technical Guide

Models CZ | CH | CS



Table of Contents

Nomenclature	2
Features & Benefits	3
Options.....	4
Hermetic Compressor Models	5-11
Performance Data.....	5-9
High Temperature (R-404A/R-507A).....	5
Extended Temperature (R-404A/R-507A)	6
Low Temperature (R-404A/R-507A)	7
Extended Temperature (R-407C).....	8
Extended Temperature (R-448A/R-449A)	9
Unit Specifications and AWEF Ratings	10
Electrical Data.....	11
Scroll Compressor Models.....	12-31
Performance Data.....	12-27
Medium Temperature (R-404A/R-507A)	12-13
Medium Temperature (R-407A/R-407F).....	14-15
Medium Temperature (R-407C)	16-17
Medium Temperature (R-448A/R-449A)	18-19
Low Temperature (R-404A/R-507A)	20-21
Low Temperature (R-407A/R-407F).....	22-23
Low Temperature (R-407C)	24-25
Low Temperature (R-448A/R-449A)	26-27
Unit Specifications	28
AWEF Ratings.....	28
Electrical Data.....	30-31
Semi-Hermetic Compressor Models.....	32-35
Performance Data.....	32-33
Medium Temperature (R-404A/R-507A)	32
Low Temperature (R-404A/R-507A)	33
Unit Specifications and AWEF Ratings.....	34
Electrical Data	35
Replacement Parts by InterLink	36
Dimensional Drawings	37-38



Nomenclature

C	Z	T	X	30	M	6	C	F
Model	Compressor	Application	Comp. Mfr.	Equiv. HP	Temperature	Refrigerant	Voltage	Identifier
C = Chandler	H = Hermetic	T = Outdoor	X = LG	05 = 1/2 HP	H = High Temp.	6 - R-404A/R-507A,	B = 208-230/1/60	F = Stock
	S = Semi-Herm	N = Indoor	O = Copeland	08, 09 = 3/4 HP	M = Med. Temp.	R-407A, R-407C	C = 208-230/3/60	
	Z = Scroll	S = IntelliGen™/ Beacon II™		10, 11 = 1 HP	L = Low Temp.	R-448A/R-449A	D = 460/3/60	
				1* = 1 1/2 HP	E = Extra Low Temp.		G = 230/1/60	
				2* = 2 HP	X = Extended Temp.		K = 230/3/60	
				3* = 3 HP				
				4* = 4 HP				
				5* = 5 HP				
				60 = 6 HP				

Features & Benefits

Cabinet & Construction

- Microchannel coil technology standard on most units
- Painted steel cabinets for superior strength and corrosion protection
- Heavy duty steel raised base with 1-1/2" legs
- Fan guards and wiring conduit on indoor models

Serviceability

- Suction service valves for hermetic and scroll compressors located outside the cabinet for quick installations. Semi-hermetic compressor models have a suction valve on the compressor and an access fitting on the suction line entering the cabinet.
- Receiver with fusible plug, liquid shutoff valve and charging port is standard
- Large electrical panel for ease of access
- Prefabricated wiring harnesses for tight crimp connections and consistent labeling
- Unit stays on if the hood is removed for servicing
- Sight glass is easily viewable

Quality

- All units are completely leak tested in a helium environment, bump tested and allowed to cycle off on the high and low pressure control. Each unit has a copy of the run data shipped inside the electrical panel
- Electrical circuits are completely checked for continuity
- Piping is laid out to minimize stress and vibration and is pre-bent to eliminate leaks
- Encapsulated, auto-reset, high and low pressure controls to eliminate leaks (standard on all high and medium temperature models, adjustable low pressure control standard on low temperature models)

Components

Fan

- Specifically matched with motor and coil to attain maximum air movement and cooling

Motor

- Rated for 50 and 60 cycle application
- Standard PSC or optional Variable Speed EC (VSEC) motors with Orbus Controller

Compressor

- Wide variety of compressors including: hermetic, semi-hermetic and scroll. R-404A/R-507A available for both medium and low temperature applications (R-407A/R-407C available on select Scroll & Hermetic Models, and R-448A/R-449A available on select Scroll & Hermetic Models)
- Spring-mounted compressors with vibration eliminators on all 1-1/2 to 3 HP semi-hermetic compressors; 1/2 to 1 HP semi-hermetic compressors are rigid mounted and have a discharge loop
- Discharge service valves come standard on all units



Typical Outdoor Hermetic Unit



Typical Outdoor Unit with throwaway liquid-line filter and sight glass



Typical Outdoor Hermetic Unit with liquid filter drier and sight glass

Electrical Options

Option	Outdoor	Indoor	Stock
Adjustable low pressure control for medium temp. comp.	Option	Option	N/A
Air or electric defrost timer only	Option	Option	1/2-3 HP low temp.
intelliGen™/Beacon II™	Option	Option	N/A
Crankcase heater	Standard	N/A	Standard
Dual pressure control (not available on Beacon II™)	Option	Option	N/A
Electric defrost with timer & contactors (040-060 models only)	Option	Option	4-6 HP low temp.
Fixed fan cycling — pressure or temperature (2 fan units) (Pressure standard on Beacon II™)	Option	Option	N/A
Fused disconnect / Non-fused disconnect	Option	Shipped loose	N/A
Phase loss / low voltage monitor	Option	Option	N/A
Smart Defrost Kit™ (Factory-Installed)	Option	Option	N/A
Variable speed EC (VSEC) motors with Orbus controller	Option	N/A	N/A

Mechanical Options

Option	Outdoor	Indoor	Stock
12" Extended legs for snowbelt operation	Shipped loose	Shipped loose	Shipped loose
Head pressure control flooding valve	Standard	Option	Standard
Liquid line drier, sight glass	Option	Option	Standard
Liquid line solenoid valve and pumpdown switch	Option	Option	N/A
Low ambient kit with heated and insulated receiver, TD relay	Option	N/A	N/A
Oil separator with discharge line check valve (D cabinet)	Option	Option	N/A
Oversize receiver (D cabinet)	Option	Option	N/A
Precharged refrigerant with quick connect fittings	Option	Option	N/A
Replaceable core liquid line filter (D cabinet)	Option	Option	N/A
Replaceable core suction line filter (D cabinet)	Option	Option	N/A
Suction accumulator	Option	Option	N/A
Suction line filter	Option	Option	N/A



The intelliGen™ Refrigeration Controller is a factory-mounted electronic control that delivers reliable operation and system performance. intelliGen™ helps reduce product spoilage by maintaining better temperature control and provides energy savings through optimizing defrosts.

PERFORMANCE DATA: HERMETIC COMPRESSOR MODELS

High Temperature R-404A/R-507A

Model	Compressor	Capacity BTUH @ 90°F Ambient by SST	
		40°F	35°F
CH*005H6†	RST45C1E	8,910	8,150
CH*009H6†	RST64C1E	12,520	11,570
CH*010H6†	RST70C1E	13,720	12,610
CH*015H6	CS10K6E	21,400	19,460
CH*025H6	CS14K6E	26,320	24,270
CH*032H6	CS20K6E	42,890	39,110

Model	Compressor	Capacity BTUH @ 95°F Ambient by SST	
		40°F	35°F
CH*005H6†	RST45C1E	8,510	7,790
CH*009H6†	RST64C1E	11,980	11,080
CH*010H6†	RST70C1E	13,010	11,960
CH*015H6	CS10K6E	20,260	18,400
CH*025H6	CS14K6E	25,000	23,030
CH*032H6	CS20K6E	40,730	37,110

Model	Compressor	Capacity BTUH @ 100°F Ambient by SST	
		40°F	35°F
CH*005H6†	RST45C1E	8,120	7,430
CH*009H6†	RST64C1E	11,440	10,580
CH*010H6†	RST70C1E	12,310	11,320
CH*015H6	CS10K6E	19,120	17,350
CH*025H6	CS14K6E	23,690	21,810
CH*032H6	CS20K6E	38,560	35,100

Model	Compressor	Capacity BTUH @ 110°F Ambient by SST	
		40°F	35°F
CH*005H6†	RST45C1E	7,340	6,710
CH*009H6†	RST64C1E	10,350	9,580
CH*010H6†	RST70C1E	10,920	10,040
CH*015H6	CS10K6E	16,880	15,280
CH*025H6	CS14K6E	21,100	19,410
CH*032H6	CS20K6E	34,210	31,070

NOTES:

* = T for Outdoor, N for Indoor, S for IntelliGen™/Beacon II™
 †= RST compressor not suitable for R-507

PERFORMANCE DATA: HERMETIC COMPRESSOR MODELS

Extended Temperature R-404A/R-507A

Model	Compressor	Capacity BTUH @ 90°F Ambient by SST						
		30°F	25°F	20°F	0°F	-10°F	-20°F	-25°F
CH*005X6†	RST45C1E	6,850	6,270	5,710	3,690	2,810	1,980	1,550
CH*008X6†	RST55C1E	8,130	7,450	6,790	4,430	3,490	2,710	2,400
CH*009X6†	RST64C1E	9,590	8,820	8,080	5,350	4,240	3,270	2,850
CH*010X6†	RST70C1E	10,060	9,300	8,660	5,540	4,080	2,750	2,050
CH*015X6	CS10K6E	16,430	15,090	13,550	7,910	5,280	3,610	2,970
CH*020X6	CS12K6E	18,590	17,000	15,420	9,110	6,330	4,030	3,270
CH*025X6	CS14K6E	20,150	18,630	17,270	10,900	8,050	5,740	4,760
CH*030X6	CS18K6E	29,490	27,030	24,550	14,390	10,600	7,380	6,180
CH*032X6	CS20K6E	32,420	29,620	26,840	15,930	12,200	8,780	7,000

Model	Compressor	Capacity BTUH @ 95°F Ambient by SST						
		30°F	25°F	20°F	0°F	-10°F	-20°F	-25°F
CH*005X6†	RST45C1E	6,530	5,970	5,440	3,510	2,660	1,850	1,430
CH*008X6†	RST55C1E	7,730	7,070	6,440	4,180	3,280	2,550	2,250
CH*009X6†	RST64C1E	9,150	8,420	7,710	5,090	4,020	3,100	2,690
CH*010X6†	RST70C1E	9,400	8,850	8,170	5,120	3,770	2,610	1,820
CH*015X6	CS10K6E	15,400	13,960	12,800	7,220	5,060	3,330	2,630
CH*020X6	CS12K6E	17,490	16,000	14,470	8,370	5,830	3,860	2,830
CH*025X6	CS14K6E	18,920	17,490	16,250	10,090	7,530	5,230	4,330
CH*030X6	CS18K6E	27,840	25,490	23,130	13,480	9,710	6,750	5,620
CH*032X6	CS20K6E	30,530	27,890	25,240	14,800	11,200	7,930	6,220

Model	Compressor	Capacity BTUH @ 100°F Ambient by SST						
		30°F	25°F	20°F	0°F	-10°F	-20°F	-25°F
CH*005X6†	RST45C1E	6,200	5,670	5,170	3,330	2,510	1,720	1,310
CH*008X6†	RST55C1E	7,320	6,700	6,090	3,930	3,070	2,390	2,100
CH*009X6†	RST64C1E	8,720	8,010	7,340	4,830	3,810	2,920	2,540
CH*010X6†	RST70C1E	8,790	8,290	7,680	4,760	3,430	2,230	1,570
CH*015X6	CS10K6E	14,210	13,150	11,780	6,660	4,580	2,930	2,270
CH*020X6	CS12K6E	16,410	14,990	13,380	7,700	5,280	3,420	2,420
CH*025X6	CS14K6E	17,730	16,390	15,220	9,390	6,950	4,770	3,930
CH*030X6	CS18K6E	26,190	23,970	21,800	12,570	8,880	6,120	5,110
CH*032X6	CS20K6E	28,600	26,160	23,750	13,740	10,300	7,050	5,370

Model	Compressor	Capacity BTUH @ 110°F Ambient by SST						
		30°F	25°F	20°F	0°F	-10°F	-20°F	-25°F
CH*005X6†	RST45C1E	5,540	5,060	4,610	2,950	2,210	1,470	1,080
CH*008X6†	RST55C1E	6,530	5,970	5,410	3,450	2,670	2,070	1,820
CH*009X6†	RST64C1E	7,830	7,200	6,580	4,310	3,390	2,580	2,250
CH*010X6†	RST70C1E	7,700	7,140	6,590	4,080	3,010	1,680	-
CH*015X6	CS10K6E	12,150	11,110	10,030	5,410	3,650	2,140	1,540
CH*020X6	CS12K6E	14,270	12,980	11,550	6,460	4,410	2,580	1,660
CH*025X6	CS14K6E	15,430	14,450	13,230	8,100	5,760	3,860	2,990
CH*030X6	CS18K6E	23,000	21,020	18,970	10,810	7,100	4,940	4,140
CH*032X6	CS20K6E	24,840	22,790	20,580	11,490	8,260	5,270	3,630

NOTES:

* = T for Outdoor, N for Indoor, S for IntelliGen™/Beacon II™
 †= RST compressor not suitable for R-507

PERFORMANCE DATA: HERMETIC COMPRESSOR MODELS

Low Temperature R-404A/R-507A

Model	Compressor	Capacity BTUH @ 90°F Ambient by SST					
		0°F	-5°F	-10°F	-20°F	-25°F	-30°F
CH*011L6	CF04K6E	7,030	6,240	5,370	3,850	3,330	2,630
CH*014L6	CF06K6E	10,500	9,380	7,830	6,090	4,890	4,080
CH*019L6	CF06K6E	12,100	10,180	8,910	6,580	5,530	4,570
CH*025L6	CF09K6E	15,550	14,500	12,700	9,000	7,560	6,230
CH*031L6	CF12K6E	18,840	17,800	15,140	11,540	9,790	8,070

Model	Compressor	Capacity BTUH @ 95°F Ambient by SST					
		0°F	-5°F	-10°F	-20°F	-25°F	-30°F
CH*011L6	CF04K6E	6,840	5,750	4,920	3,650	3,020	2,360
CH*014L6	CF06K6E	9,900	8,840	7,750	5,670	4,710	3,680
CH*019L6	CF06K6E	11,400	10,100	8,750	6,040	5,030	4,150
CH*025L6	CF09K6E	15,400	13,700	12,000	8,300	6,950	5,750
CH*031L6	CF12K6E	17,690	16,800	14,360	10,910	9,170	7,470

Model	Compressor	Capacity BTUH @ 100°F Ambient by SST					
		0°F	-5°F	-10°F	-20°F	-25°F	-30°F
CH*011L6	CF04K6E	6,310	5,170	4,460	3,300	2,660	2,070
CH*014L6	CF06K6E	9,310	8,280	7,280	5,280	4,350	3,510
CH*019L6	CF06K6E	10,700	9,430	8,170	5,810	4,570	3,700
CH*025L6	CF09K6E	14,500	12,800	11,200	8,130	6,410	5,220
CH*031L6	CF12K6E	17,600	15,090	13,410	10,700	9,040	7,320

Model	Compressor	Capacity BTUH @ 110°F Ambient by SST					
		0°F	-5°F	-10°F	-20°F	-25°F	-30°F
CH*011L6	CF04K6E	5,240	4,450	3,620	2,630	2,100	–
CH*014L6	CF06K6E	8,310	7,340	6,420	4,580	3,730	2,990
CH*019L6	CF06K6E	9,330	8,170	7,040	4,920	3,980	3,090
CH*025L6	CF09K6E	12,700	11,400	9,900	7,030	5,760	4,590
CH*031L6	CF12K6E	15,700	14,000	12,400	9,250	7,690	6,100

NOTES:

* = T for Outdoor, N for Indoor, S for IntelliGen™/Beacon II™

PERFORMANCE DATA: HERMETIC COMPRESSOR MODELS

Extended Temperature Models R-407C

Model	Compressor	Capacity BTUH @ 90°F Ambient by SST					
		40°F	30°F	25°F	20°F	10°F	0°F
CH*005X6	RST45C1E	7,310	5,970	7,310	4,760	3,730	2,880
CH*008X6	RST55C1E	8,420	6,960	6,260	5,610	4,440	3,420
CH*009X6	RST64C1E	10,310	8,560	7,760	7,000	5,590	4,330
CH*010X6	RST70C1E	10,450	8,710	7,920	7,160	5,770	4,470

Model	Compressor	Capacity BTUH @ 95°F Ambient by SST					
		40°F	30°F	25°F	20°F	10°F	0°F
CH*005X6	RST45C1E	7,050	5,730	5,140	4,570	3,570	2,750
CH*008X6	RST55C1E	8,090	6,680	6,010	5,400	4,260	3,280
CH*009X6	RST64C1E	9,890	8,210	7,440	6,710	5,370	–
CH*010X6	RST70C1E	10,040	8,360	7,600	6,880	5,530	–

Model	Compressor	Capacity BTUH @ 100°F Ambient by SST					
		40°F	30°F	25°F	20°F	10°F	0°F
CH*005X6	RST45C1E	6,770	5,520	4,930	4,380	3,420	–
CH*008X6	RST55C1E	7,750	6,400	5,750	5,160	4,090	–
CH*009X6	RST64C1E	9,460	7,850	7,120	6,420	5,140	–
CH*010X6	RST70C1E	9,620	8,010	7,290	6,590	5,300	–

Model	Compressor	Capacity BTUH @ 110°F Ambient by SST					
		40°F	30°F	25°F	20°F	10°F	0°F
CH*005X6	RST45C1E	6,220	5,050	4,510	4,010	3,110	–
CH*008X6	RST55C1E	7,080	5,840	5,260	4,710	3,730	–
CH*009X6	RST64C1E	–	7,140	6,480	5,850	4,670	–
CH*010X6	RST70C1E	–	7,300	6,640	6,030	–	–

NOTES:

* = T for Outdoor, N for Indoor, S for IntelliGen™/Beacon II™

PERFORMANCE DATA: HERMETIC COMPRESSOR MODELS

Extended Temperature Models R-448A/R-449A

Model	Compressor	Capacity BTUH @ 90°F Ambient by SST					
		30°F	25°F	20°F	10°F	0°F	-10°F
CH*005X6	RST45C1E	6,130	5,520	4,920	3,860	2,970	2,240
CH*008X6	RST55C1E	7,380	6,660	5,960	4,700	3,650	2,860
CH*009X6	RST64C1E	8,670	7,880	7,120	5,690	4,450	3,460
CH*010X6	RST70C1E	9,870	9,100	8,330	6,860	5,450	4,220

Model	Compressor	Capacity BTUH @ 95°F Ambient by SST					
		30°F	25°F	20°F	10°F	0°F	-10°F
CH*005X6	RST45C1E	5,870	5,270	4,700	3,690	2,830	2,130
CH*008X6	RST55C1E	7,050	6,350	5,660	4,450	3,450	2,700
CH*009X6	RST64C1E	8,310	7,550	6,830	5,440	4,240	3,290
CH*010X6	RST70C1E	9,450	8,700	7,960	6,540	5,200	3,990

Model	Compressor	Capacity BTUH @ 100°F Ambient by SST					
		30°F	25°F	20°F	10°F	0°F	-10°F
CH*005X6	RST45C1E	5,600	5,030	4,480	3,510	2,690	2,020
CH*008X6	RST55C1E	6,750	6,050	5,390	4,210	3,250	2,550
CH*009X6	RST64C1E	7,950	7,220	6,530	5,180	4,040	–
CH*010X6	RST70C1E	9,070	8,310	7,590	6,220	4,930	–

Model	Compressor	Capacity BTUH @ 110°F Ambient by SST					
		30°F	25°F	20°F	10°F	0°F	-10°F
CH*005X6	RST45C1E	5,070	4,540	4,050	3,160	2,420	1,810
CH*008X6	RST55C1E	6,130	5,470	4,860	3,770	2,890	2,260
CH*009X6	RST64C1E	7,970**	6,580	5,940	4,710	3,840**	–
CH*010X6	RST70C1E	9,210**	8,370**	6,860	5,590	4,700**	–

NOTES:

* = T for Outdoor, N for Indoor, S for IntelliGen™/Beacon II™

** = Must use round tube plate fin version of unit

UNIT SPECIFICATIONS: HERMETIC COMPRESSOR MODELS

Model	Fig. ++	Compressor	Connections (ID)		Receiver 90% Full Lbs.	Fan(s)	Dimensions			Net. Wt. Lbs.	Sound Data dBA [†]
			Liquid	Suction			D (In.)	W (In.)	H (In.)		
CH*005X6	A	RST45C1E	3/8	1/2	5.5	1	28-1/4	23-3/4	17-1/2	135	68
CH*008X6	A	RST55C1E	3/8	1/2	5.5	1	28-1/4	23-3/4	17-1/2	135	68
CH*009X6	A	RST64C1E	3/8	1/2	5.5	1	28-1/4	23-3/4	17-1/2	144	68
CH*010X6	A	RST70C1E	3/8	5/8	5.5	1	28-1/4	23-3/4	17-1/4	138	68
CH*015X6	B	CS10K6E	3/8	5/8	9.0	2	28-1/4	37-3/4	17-1/4	193	71
CH*020X6	B	CS12K6E	3/8	7/8	9.0	2	28-1/4	37-3/4	17-1/4	203	73
CH*025X6	B	CS14K6E	3/8	7/8	9.0	2	28-1/4	37-3/4	17-1/4	208	74
CH*030X6	D	CS18K6E	1/2	7/8	20.0	1	30-1/4	42-1/2	29-3/4	290	73
CH*032X6	D	CS20K6E	1/2	7/8	20.0	1	30-1/4	42-1/2	29-3/4	275	76
CH*011L6	A	CF04K6E	3/8	5/8	5.5	1	28-1/4	23-3/4	17-1/4	139	73
CH*014L6	A	CF06K6E	3/8	5/8	5.5	1	28-1/4	23-3/4	17-1/4	170	73
CH*019L6	B	CF06K6E	3/8	5/8	9.0	2	28-1/4	37-3/4	17-1/4	200	69
CH*025L6	B	CF09K6E	3/8	7/8	9.0	2	28-1/4	37-3/4	17-1/4	222	76
CH*031L6	C	CF12K6E	1/2	7/8	14.0	2	28-1/4	37-3/4	19-3/4	223	77
CH*005H6	A	RST45C1E	3/8	1/2	5.5	1	28-1/4	23-3/4	17-1/4	135	68
CH*009H6	A	RST64C1E	3/8	5/8	5.5	1	28-1/4	23-3/4	17-1/4	144	68
CH*010H6	A	RST70C1E	3/8	5/8	5.5	1	28-1/4	23-3/4	17-1/4	138	68
CH*015H6	B	CS10K6E	3/8	5/8	9.0	2	28-1/4	37-3/4	17-1/4	193	71
CH*025H6	B	CS14K6E	3/8	7/8	9.0	2	28-1/4	37-3/4	17-1/4	208	74
CH*032H6	D	CS20K6E	1/2	7/8	20.0	1	30-1/4	42-1/2	29-3/4	275	76

NOTES:

* = T for Outdoor, N for Indoor, S for IntelliGen™/Beacon II™

++ = See Dimensional Drawings for details

† = Estimated sound pressure values are 10 feet from the unit. For estimating sound pressure from the unit at different distances, deduct the following from the unit values: 20 feet, deduct 6 dBA; for 40 feet, deduct 12 dBA; for 80 feet, deduct 18 dBA. This data is typical of "free field" conditions for horizontal air cooled condensing units at the outlet of the discharge air. The actual sound measurements may vary depending on the condensing unit installation. Factors such as reflecting walls, background noise and mounting conditions may have a significant influence on this data.

AWEF Values: Medium/High Temperature Condensing Units - Cooler Application

Model	INDOOR				OUTDOOR / IntelliGen™/BEACON II™			
	R-404A/ R-507A	R-407A/F	R-407C	R-448A/ R-449A	R-404A/ R-507A	R-407A/F	R-407C	R-448A/ R-449A
CH*005X6	4.86	-	4.95	4.87	6.50	-	6.12	6.42
CH*008X6	5.02	-	4.97	4.94	7.83	-	6.35	7.59
CH*009X6	4.57	-	4.90	4.54	5.97	-	6.62	6.14
CH*010X6	5.36	-	4.83	4.93	7.55	-	6.94	6.82
CH*015X6	5.60	-	-	-	8.30	-	-	-
CH*020X6	5.59	-	-	-	8.41	-	-	-
CH*025X6	5.37	-	-	-	8.18	-	-	-
CH*030X6	6.20	-	-	-	9.01	-	-	-
CH*032X6	6.11	-	-	-	8.90	-	-	-
CH*005H6	4.86	-	-	-	6.50	-	-	-
CH*009H6	4.57	-	-	-	5.97	-	-	-
CH*010H6	5.36	-	-	-	7.55	-	-	-
CH*015H6	5.60	-	-	-	8.30	-	-	-
CH*025H6	5.37	-	-	-	8.18	-	-	-
CH*032H6	6.11	-	-	-	8.90	-	-	-

These refrigeration systems are designed and certified for use in walk-in cooler applications.

NOTES:

- = Compressor is not rated for this refrigerant

* = T for Outdoor, N for Indoor, S for IntelliGen™/Beacon II™

ELECTRICAL DATA: HERMETIC COMPRESSOR MODELS

Model Number	Part Number	Power Supply			Compressor		Fan Motor			MCA		MOPD		Evap. Fan Amps	Defrost Heater Amps
		Volts	Ph	Hz [†]	RLA	LRA	Qty.	HP	FLA	Air/ IntelliGen™ Beacon II™	Elec.	Air/ IntelliGen™ Beacon II™	Elec.		
CH*005X6B	RST45C1E-CAV	208-230	1	60	4.6	26.5	1	1/15	0.5	15.0	20.0	15	20	8.0	15
CH*008X6B	RST55C1E-CAV	208-230	1	60	6.1	33.7	1	1/15	0.5	15.0	20.0	15	20	8.0	15
CH*009X6B	RST64C1E-CAV	208-230	1	60	8.0	43.0	1	1/15	0.5	15.0	20.0	15	20	6.0	15
CH*010X6B	RST70C1E-PFV	208-230	1	60	6.3	34.2	1	1/15	0.5	15.0	20.0	15	20	7.0	15
CH*010X6C	RST70C1E-TFC	208-230	3	60	4.2	31.0	1	1/15	0.5	15.0	20.0	15	20	8.6	15
CH*015X6B	CS10K6E-PFV	208-230	1	60	9.8	56.0	2	1/15	1.0	15.0	24.0	20	25	6.0	19
CH*015X6C	CS10K6E-TF5	208-230	3	60	6.7	51.0	2	1/15	1.0	15.0	20.0	15	20	7.0	15
CH*020X6B	CS12K6E-PFV	208-230	1	60	9.8	56.0	2	1/15	1.0	15.0	24.0	20	25	6.0	19
CH*020X6C	CS12K6E-TF5	208-230	3	60	6.7	51.0	2	1/15	1.0	15.0	24.0	15	25	9.0	19
CH*025X6B	CS14K6E-PFV	208-230	1	60	11.2	61.0	2	1/15	1.0	15.0	29.0	25	30	6.0	23
CH*025X6C	CS14K6E-TF5	208-230	3	60	8.2	55.0	2	1/15	1.0	15.0	24.0	15	25	9.0	19
CH*025X6D	CS14K6E-TFD	460	3	60	4.2	28.0	2	1/15	1.0	15.0	15.0	15	15	^	^
CH*030X6B	CS18K6E-PFV	208-230	1	60	14.4	82.0	1	1/3	3.5	21.0	38.0	35	45	12.0	30
CH*030X6C	CS18K6E-TF5	208-230	3	60	9.4	65.5	1	1/3	3.5	15.0	29.0	20	30	7.0	23
CH*030X6D	CS18K6E-TFD	460	3	60	3.9	33.0	1	1/3	1.9	15.0	15.0	15	15	^	^
CH*032X6B	CS20K6E-PFV	208-230	1	60	16.7	96.0	1	1/3	3.5	24.0	38.0	40	50	12.0	30
CH*032X6C	CS20K6E-TF5	208-230	3	60	10.3	75.0	1	1/3	3.5	20.0	29.0	25	30	7.0	23
CH*032X6D	CS20K6E-TFD	460	3	60	4.6	40.0	1	1/3	1.9	15.0	15.0	15	15	^	^
CH*011L6B	CF04K6E-PFV	208-230	1	60	8.6	59.2	1	1/15	0.5	15.0	20.0	15	25	7.0	15
CH*011L6C	CF04K6E-TF5	200-230	3	60	3.9	52.0	1	1/15	0.5	15.0	20.0	15	20	8.0	15
CH*014L6B	CF06K6E-PFV	208-230	1	60	10.3	59.2	1	1/15	0.5	15.0	20.0	20	25	4.0	15
CH*014L6C	CF06K6E-TF5	200-230	3	60	6.3	52.0	1	1/15	0.5	15.0	24.0	15	25	9.0	19
CH*019L6B	CF06K6E-PFV	208-230	1	60	10.3	59.2	2	1/15	1.0	15.0	24.0	20	30	6.0	19
CH*019L6C	CF06K6E-TF5	208-230	3	60	6.3	52.0	2	1/15	1.0	15.0	24.0	15	25	9.0	19
CH*025L6B	CF09K6E-PFV	208-230	1	60	15.0	87.0	2	1/15	1.0	20.0	29.0	30	40	6.0	23
CH*025L6C	CF09K6E-TF5	200-230	3	60	9.2	72.2	2	1/15	1.0	15.0	21.0	20	25	7.0	15
CH*031L6B	CF12K6E-PFV	208-230	1	60	17.0	105.0	2	1/15	1.0	22.3	37.5	35	50	12.0	30
CH*031L6C	CF12K6E-TF5	200-230	3	60	10.7	85.0	2	1/15	1.0	15.0	28.8	25	30	7.0	23
CH*031L6D	CF12K6E-TFD	460	3	60	5.3	42.0	2	1/15	1.0	15.0	15.0	15	15	^	^
CH*005H6B	RST45C1E-CAV	208-230	1	60	4.5	26.5	1	1/15	0.5	15.0	–	15	–	–	–
CH*009H6B	RST64C1E-CAV	208-230	1	60	7.6	43.0	1	1/15	0.5	15.0	–	15	–	–	–
CH*010H6B	RST70C1E-PFV	208-230	1	60	6.9	34.2	1	1/15	0.5	15.0	–	15	–	–	–
CH*010H6C	RST70C1E-TFC	208-230	3	60	4.7	31.0	1	1/15	0.5	15.0	–	15	–	–	–
CH*015H6B	CS10K6E-PFV	208-230	1	60	11.1	56.0	2	1/15	1.0	15.0	–	25	–	–	–
CH*015H6C	CS10K6E-TF5	208-230	3	60	7.2	51.0	2	1/15	1.0	15.0	–	15	–	–	–
CH*025H6B	CS14K6E-PFV	208-230	1	60	12.4	61.0	2	1/15	1.0	20.0	–	25	–	–	–
CH*025H6C	CS14K6E-TF5	208-230	3	60	8.5	55.0	2	1/15	1.0	15.0	–	20	–	–	–
CH*032H6B	CS20K6E-PFV	208-230	1	60	17.9	96.0	1	1/3	3.5	25.9	–	40	–	–	–
CH*032H6C	CS20K6E-TF5	208-230	3	60	13.3	75.0	1	1/3	3.5	20.2	–	30	–	–	–

NOTES:

* = T for Outdoor, N for Indoor, S for IntelliGen™/Beacon II™

^ Power supplied by customer.

† Consult factory for 50 HZ applications.

Per UL and NEC, RLA values have been calculated by dividing the Maximum Continuous Current (MCC) by 1.56.

PERFORMANCE DATA: SCROLL COMPRESSOR MODELS

Medium Temperature Models R-404A/R-507A

Model	Compressor	Capacity BTUH @ 90°F Ambient by SST								
		40°F	30°F	25°F	20°F	10°F	0°F	-10°F	-20°F	-25°F
CZ*005M6	ZB06KAE	10,310	8,620	7,830	7,070	5,700	4,550	3,650	-	-
CZ*008M6	ZB07KAE	12,190	10,120	9,200	8,360	6,880	5,590	4,380	-	-
CZ*009M6	ZB08KAE	13,420	11,140	10,160	9,290	7,760	6,410	5,060	-	-
CZ*X10M6	MPA010	17,730	14,770	13,420	12,160	9,920	8,040	6,460	5,130	4,540
CZ*X10M6	ZS09KAE									
CZ*X15M6	MPA013	22,840	19,190	17,490	15,880	16,060	10,640	8,610	6,880	6,110
CZ*015M6	ZS13KAE									
CZ*X20M6	MPA015	26,550	22,440	20,560	18,730	15,470	12,660	10,280	8,250	7,340
CZ*020M6	ZS15KAE									
CZ*X25M6	MPA019	28,990	24,460	22,410	20,520	16,980	13,970	11,380	9,160	8,140
CZ*025M6	ZS19KAE									
CZ*X30M6	MBA021	42,030	35,340	32,260	29,300	24,050	19,540	15,750	12,570	11,160
CZ*030M6	ZS21KAE									
CZ*X35M6	MBA026	45,290	38,280	34,960	31,830	26,200	21,350	17,230	13,770	12,250
CZ*035M6	ZS26KAE									
CZ*X45M6	MBA029	49,890	42,320	38,830	35,420	29,280	23,920	19,370	15,520	13,810
CZ*045M6	ZS29KAE									
CZ*X50M6	MBA033	53,930	45,740	41,980	38,450	31,790	26,110	21,210	17,030	15,180
CZ*050M6	ZS33KAE									
CZ*X55M6	MRA038	57,230	50,410	46,970	45,530	36,770	30,380	24,200	18,140	15,190
CZ*055M6	ZS38K4E									
CZ*X60M6	MRA045	65,560	58,120	54,430	50,680	43,160	35,890	28,800	21,690	18,180
CZ*060M6	ZS45K4E									

Model	Compressor	Capacity BTUH @ 95°F Ambient by SST								
		40°F	30°F	25°F	20°F	10°F	0°F	-10°F	-20°F	-25°F
CZ*005M6	ZB06KAE	9,880	8,260	7,500	6,780	5,470	4,370	3,500	-	-
CZ*008M6	ZB07KAE	11,680	9,700	8,820	8,020	6,600	5,360	4,190	-	-
CZ*009M6	ZB08KAE	12,820	10,650	9,740	8,900	7,440	6,140	4,830	-	-
CZ*X10M6	MPA010	17,060	14,220	12,930	11,720	9,570	7,760	6,250	4,980	4,410
CZ*010M6	ZS09KAE									
CZ*X15M6	MPA013	21,950	18,450	16,780	15,300	12,570	10,250	8,310	6,660	5,920
CZ*015M6	ZS13KAE									
CZ*X20M6	MPA015	25,490	21,550	19,750	18,000	14,870	12,180	9,920	7,990	7,120
CZ*020M6	ZS15KAE									
CZ*X25M6	MPA019	27,810	23,460	21,500	19,690	16,310	13,430	10,960	8,850	7,880
CZ*025M6	ZS19KAE									
CZ*X30M6	MBA021	40,480	33,960	30,990	28,170	23,140	18,830	15,210	12,160	10,820
CZ*030M6	ZS21KAE									
CZ*X35M6	MBA026	43,480	36,760	33,580	30,610	25,210	20,560	16,630	13,330	11,870
CZ*035M6	ZS26KAE									
CZ*X45M6	MBA029	47,860	40,620	37,280	34,020	28,160	23,020	18,680	15,010	13,380
CZ*045M6	ZS29KAE									
CZ*X50M6	MBA033	51,700	43,860	40,260	36,900	30,550	25,110	20,440	16,460	14,700
CZ*050M6	ZS33KAE									
CZ*X55M6	MRA038	54,940	48,470	45,160	41,860	35,360	29,210	23,240	17,370	14,500
CZ*055M6	ZS38K4E									
CZ*X60M6	MRA045	62,910	55,880	52,340	48,730	41,500	34,510	27,650	20,750	17,320
CZ*060M6	ZS45K4E									

NOTES:

* = T for Outdoor, N for Indoor, S for IntelliGen™/Beacon II™

PERFORMANCE DATA: SCROLL COMPRESSOR MODELS

Medium Temperature Models R-404A/R-507A (cont.)

Model	Compressor	Capacity BTUH @100°F Ambient by SST								
		40°F	30°F	25°F	20°F	10°F	0°F	-10°F	-20°F	-25°F
CZ*005M6	ZB06KAE	9,440	7,900	7,170	6,480	5,230	4,180	3,360	–	–
CZ*008M6	ZB07KAE	11,160	9,270	8,440	7,670	6,320	5,130	4,000	–	–
CZ*009M6	ZB08KAE	12,230	10,180	9,310	8,510	7,120	5,870	4,600	–	–
CZ*X10M6	MPA010	16,430	13,670	12,465	11,260	9,200	7,470	6,030	4,820	4,280
CZ*X10M6	ZS09KAE									
CZ*X15M6	MPA013	21,050	17,690	16,110	14,690	12,070	9,850	8,000	6,430	5,730
CZ*015M6	ZS13KAE									
CZ*X20M6	MPA015	24,420	20,640	18,920	17,250	14,260	11,690	9,530	7,700	6,880
CZ*020M6	ZS15KAE									
CZ*X25M6	MPA019	26,620	22,440	20,570	18,850	15,610	12,860	10,520	8,520	7,610
CZ*025M6	ZS19KAE									
CZ*X30M6	MBA021	38,780	32,510	29,740	27,020	22,210	18,100	14,640	11,750	10,470
CZ*030M6	ZS21KAE									
CZ*X35M6	MBA026	41,640	35,210	32,120	29,360	24,180	19,750	16,010	12,860	11,480
CZ*035M6	ZS26KAE									
CZ*X45M6	MBA029	45,800	38,880	35,690	32,580	27,010	22,100	17,970	14,470	12,930
CZ*045M6	ZS29KAE									
CZ*X50M6	MBA033	49,440	41,940	38,510	35,300	29,270	24,080	19,640	15,870	14,190
CZ*050M6	ZS33KAE									
CZ*X55M6	MRA038	52,630	46,530	43,350	40,190	33,950	28,040	22,280	16,580	13,780
CZ*055M6	ZS38KAE									
CZ*X60M6	MRA045	60,260	53,640	50,250	46,780	39,840	33,130	26,500	19,800	16,470
CZ*060M6	ZS45KAE									

Model	Compressor	Capacity BTUH @110°F Ambient by SST								
		40°F	30°F	25°F	20°F	10°F	0°F	-10°F	-20°F	-25°F
CZ*005M6	ZB06KAE	8,560	7,170	6,510	5,880	4,750	3,810	3,070	–	–
CZ*008M6	ZB07KAE	10,100	8,410	7,660	6,980	5,750	4,670	3,620	–	–
CZ*009M6	ZB08KAE	11,070	9,250	8,460	7,740	6,480	5,330	4,130	–	–
CZ*X10M6	MPA010	15,010	12,510	11,370	10,330	8,450	6,870	5,560	4,470	3,990
CZ*X10M6	ZS09KAE									
CZ*X15M6	MPA013	19,200	16,130	14,720	13,380	11,010	9,010	7,340	5,940	5,320
CZ*015M6	ZS13KAE									
CZ*X20M6	MPA015	22,300	18,780	17,210	15,680	12,960	10,650	8,720	7,090	6,360
CZ*020M6	ZS15KAE									
CZ*X25M6	MPA019	24,200	20,370	18,670	17,110	14,150	11,690	9,590	7,810	7,000
CZ*025M6	ZS19KAE									
CZ*X30M6	MBA021	35,310	29,700	27,060	24,630	20,270	16,560	13,440	10,840	9,710
CZ*030M6	ZS21KAE									
CZ*X35M6	MBA026	37,880	32,030	29,300	26,690	22,040	18,040	14,680	11,860	10,620
CZ*035M6	ZS26KAE									
CZ*X45M6	MBA029	41,600	35,430	32,420	29,560	24,530	20,140	16,440	13,310	11,930
CZ*045M6	ZS29KAE									
CZ*X50M6	MBA033	44,850	38,020	34,910	32,010	26,610	21,910	17,940	14,570	–
CZ*050M6	ZS33KAE									
CZ*X55M6	MRA038	47,970	42,650	39,740	36,840	31,120	25,700	20,340	14,960	12,300
CZ*055M6	ZS38KAE									
CZ*X60M6	MRA045	–	49,170	46,060	42,880	36,520	30,370	24,460	18,630	15,760
CZ*060M6	ZS45KAE									

NOTES:

* = T for Outdoor, N for Indoor, S for IntelliGen™/Beacon II™

PERFORMANCE DATA: SCROLL COMPRESSOR MODELS

Medium Temperature Models R-407A

Model	Compressor	Capacity BTUH @ 90°F Ambient by SST								
		40°F	30°F	25°F	20°F	10°F	0°F	-10°F	-20°F	-25°F
CZ*005M6	ZB06KAE	10,080	8,250	7,420	6,650	5,340	4,360	3,740	-	-
CZ*008M6	ZB07KAE	11,450	9,760	8,880	8,000	6,350	4,990	4,120	-	-
CZ*009M6	ZB08KAE	12,460	11,140	10,300	9,350	7,430	5,710	4,600	-	-
CZ*X10M6	MPA010	15,350	12,820	11,710	10,690	8,870	7,290	<i>5,850</i>	<i>4,430</i>	<i>3,690</i>
CZ*X10M6	ZS09KAE									
CZ*X15M6	MPA013	19,540	16,560	15,170	13,890	11,580	9,600	<i>7,760</i>	<i>5,970</i>	<i>5,040</i>
CZ*015M6	ZS13KAE									
CZ*X20M6	MPA015	22,390	19,080	17,590	16,150	13,550	11,250	<i>9,170</i>	<i>7,060</i>	<i>5,960</i>
CZ*020M6	ZS15KAE									
CZ*X25M6	MPA019	24,230	20,780	19,180	17,700	14,910	12,430	<i>10,130</i>	<i>7,820</i>	<i>6,720</i>
CZ*025M6	ZS19KAE									
CZ*X30M6	MBA021	35,850	30,360	27,740	25,240	20,660	16,570	<i>12,990</i>	<i>9,810</i>	<i>8,370</i>
CZ*030M6	ZS21KAE									
CZ*X35M6	MBA026	39,030	33,210	30,410	27,730	22,760	18,340	<i>14,270</i>	<i>10,490</i>	<i>8,680</i>
CZ*035M6	ZS26KAE									
CZ*X45M6	MBA029	39,320	33,630	30,800	28,160	23,260	18,790	<i>14,670</i>	<i>10,770</i>	<i>8,860</i>
CZ*045M6	ZS29KAE									
CZ*X50M6	MBA033	46,450	39,990	36,780	33,690	27,860	22,470	<i>17,590</i>	<i>12,960</i>	<i>10,730</i>
CZ*050M6	ZS33KAE									
CZ*X55M6	MRA038	54,990**	43,820	40,600	37,520	31,280	25,510	<i>20,360</i>	<i>16,040</i>	<i>14,100**</i>
CZ*055M6	ZS38K4E									
CZ*X60M6	MRA045	64,080**	55,030**	46,630	43,090	36,400	30,070	<i>24,390</i>	<i>19,600**</i>	<i>17,130**</i>
CZ*060M6	ZS45K4E									

Model	Compressor	Capacity BTUH @ 95°F Ambient by SST								
		40°F	30°F	25°F	20°F	10°F	0°F	-10°F	-20°F	-25°F
CZ*005M6	ZB06KAE	9,710	7,960	7,150	6,420	5,150	4,200	3,600	-	-
CZ*008M6	ZB07KAE	11,060	9,420	8,570	7,720	6,120	4,800	3,960	-	-
CZ*009M6	ZB08KAE	12,030	10,760	9,930	9,040	7,180	5,510	4,430	-	-
CZ*X10M6	MPA010	14,820	12,380	11,320	10,330	8,570	7,040	<i>5,660</i>	<i>4,290</i>	-
CZ*X10M6	ZS09KAE									
CZ*X15M6	MPA013	18,820	15,950	14,620	13,390	11,170	9,260	<i>7,500</i>	<i>5,770</i>	-
CZ*015M6	ZS13KAE									
CZ*X20M6	MPA015	21,530	18,360	16,930	15,550	13,050	10,840	<i>8,850</i>	-	-
CZ*020M6	ZS15KAE									
CZ*X25M6	MPA019	26,690**	19,980	18,500	17,020	14,350	11,980	<i>9,780</i>	-	-
CZ*025M6	ZS19KAE									
CZ*X30M6	MBA021	34,670	29,320	26,800	24,390	19,950	15,970	<i>12,430</i>	<i>9,250</i>	-
CZ*030M6	ZS21KAE									
CZ*X35M6	MBA026	37,660	32,080	29,400	26,830	22,030	17,710	<i>13,700</i>	<i>9,940</i>	-
CZ*035M6	ZS26KAE									
CZ*X45M6	MBA029	43,080**	36,040**	29,690	27,170	22,410	18,110	<i>14,060</i>	<i>10,180</i>	-
CZ*045M6	ZS29KAE									
CZ*X50M6	MBA033	44,830	38,640	35,570	32,600	26,980	21,740	<i>16,900</i>	<i>12,420**</i>	-
CZ*050M6	ZS33KAE									
CZ*X55M6	MRA038	52,910**	42,170	39,080	36,110	30,110	24,560	<i>19,620</i>	<i>15,460**</i>	-
CZ*055M6	ZS38K4E									
CZ*X60M6	MRA045	64,080**	55,030**	50,730**	41,490	35,030	28,930	<i>24,190**</i>	-	-
CZ*060M6	ZS45K4E									

NOTES:

* = T for Outdoor, N for Indoor, S for IntelliGen™/Beacon II™

**= Must use round tube plate fin version of unit

Italicized Capacity is Maximum 20°F Superheat

PERFORMANCE DATA: SCROLL COMPRESSOR MODELS

Medium Temperature Models R-407A (cont.)

Model	Compressor	Capacity BTUH @100°F Ambient by SST								
		40°F	30°F	25°F	20°F	10°F	0°F	-10°F	-20°F	-25°F
CZ*005M6	ZB06KAE	9,340	7,660	6,890	6,180	4,960	4,040	3,460	-	-
CZ*008M6	ZB07KAE	10,660	9,070	8,250	7,440	5,890	4,620	3,800	-	-
CZ*009M6	ZB08KAE	11,590	10,380	9,580	8,720	6,920	5,310	4,260	-	-
CZ*X10M6	MPA010	14,280	11,940	10,920	9,950	8,260	<i>6,790</i>	<i>5,460</i>	-	-
CZ*X10M6	ZS09KAE									
CZ*X15M6	MPA013	18,090	15,340	14,060	12,880	10,750	<i>8,920</i>	<i>7,230</i>	-	-
CZ*015M6	ZS13KAE									
CZ*X20M6	MPA015	23,310**	17,690	16,270	14,940	12,550	<i>10,440</i>	<i>8,530</i>	-	-
CZ*020M6	ZS15KAE									
CZ*X25M6	MPA019	25,580**	19,160	17,750	16,340	13,790	<i>11,520</i>	<i>9,610</i>	-	-
CZ*025M6	ZS19KAE									
CZ*X30M6	MBA021	33,430	28,310	25,890	23,580	19,290	<i>15,400</i>	<i>11,900</i>	-	-
CZ*030M6	ZS21KAE									
CZ*X35M6	MBA026	36,410	30,980	28,410	25,950	21,330	<i>17,120</i>	<i>13,180</i>	-	-
CZ*035M6	ZS26KAE									
CZ*X45M6	MBA029	41,410**	34,650**	28,600	26,200	21,650	<i>17,470</i>	<i>13,510</i>	-	-
CZ*045M6	ZS29KAE									
CZ*X50M6	MBA033	46,280**	37,340	34,430	31,590	26,180	<i>21,080</i>	<i>16,340**</i>	-	-
CZ*050M6	ZS33KAE									
CZ*X55M6	MRA038	50,990**	43,750**	40,160**	34,660	28,910	<i>23,600</i>	<i>19,130**</i>	-	-
CZ*055M6	ZS38KAE									
CZ*X60M6	MRA045	59,570**	51,200**	47,100**	43,130**	33,630	<i>29,080**</i>	<i>23,270**</i>	-	-
CZ*060M6	ZS45KAE									

Model	Compressor	Capacity BTUH @110°F Ambient by SST								
		40°F	30°F	25°F	20°F	10°F	0°F	-10°F	-20°F	-25°F
CZ*005M6	ZB06KAE	8,590	7,050	6,340	5,690	4,570	3,710	3,170	-	-
CZ*008M6	ZB07KAE	9,840	8,380	7,620	6,860	5,430	4,250	3,490	-	-
CZ*009M6	ZB08KAE	10,700	9,590	8,850	8,060	6,400	4,900	3,930	-	-
CZ*X10M6	MPA010	13,180	11,030	10,100	9,200	<i>7,640</i>	<i>6,300</i>	-	-	-
CZ*X10M6	ZS09KAE									
CZ*X15M6	MPA013	18,380**	14,100	12,940	11,860	<i>9,920</i>	<i>8,240</i>	-	-	-
CZ*015M6	ZS13KAE									
CZ*X20M6	MPA015	21,350**	17,970**	16,420**	14,980**	<i>1,150</i>	-	-	-	-
CZ*020M6	ZS15KAE									
CZ*X25M6	MPA019	-	-	-	16,590**	<i>12,670</i>	-	-	-	-
CZ*025M6	ZS19KAE									
CZ*X30M6	MBA021	33,030**	26,490	24,290	22,150	<i>18,180</i>	<i>14,500</i>	-	-	-
CZ*030M6	ZS21KAE									
CZ*X35M6	MBA026	35,900**	30,130**	26,600	24,320	<i>20,110</i>	<i>16,130</i>	-	-	-
CZ*035M6	ZS26KAE									
CZ*X45M6	MBA029	37,930**	31,820**	29,010**	24,430	<i>20,310</i>	<i>18,030**</i>	-	-	-
CZ*045M6	ZS29KAE									
CZ*X50M6	MBA033	42,600**	36,190**	33,130**	30,240**	<i>24,900</i>	<i>19,810**</i>	-	-	-
CZ*050M6	ZS33KAE									
CZ*X55M6	MRA038	-	40,140**	36,900**	33,740**	<i>27,740**</i>	<i>22,290**</i>	-	-	-
CZ*055M6	ZS38KAE									
CZ*X60M6	MRA045	-	-	-	39,660**	<i>32,840**</i>	-	-	-	-
CZ*060M6	ZS45KAE									

NOTES:

* = T for Outdoor, N for Indoor, S for IntelliGen™/Beacon II™

** = Must use round tube plate fin version of unit

Italicized Capacity is Maximum 20°F Superheat

PERFORMANCE DATA: SCROLL COMPRESSOR MODELS

Medium Temperature Models R-407C

Model	Compressor	Capacity BTUH @ 90°F Ambient by SST								
		40°F	30°F	25°F	20°F	10°F	0°F	-10°F	-20°F	-25°F
CZ*005M6	ZB06KAE	8,980	7,250	6,470	5,760	4,540	3,580	2,870	-	-
CZ*008M6	ZB07KAE	10,500	8,670	7,820	7,000	5,540	4,310	3,350	-	-
CZ*009M6	ZB08KAE	12,020	10,060	9,120	8,210	6,540	5,080	3,880	-	-
CZ*X10M6	MPA010	13,910	11,640	10,590	9,550	7,610	5,780	<i>4,010</i>	<i>2,210</i>	-
CZ*010M6	ZS09KAE									
CZ*X15M6	MPA013	18,110	15,260	13,910	12,600	10,090	7,630	<i>5,170</i>	<i>2,590</i>	-
CZ*015M6	ZS13KAE									
CZ*X20M6	MPA015	21,050	17,870	16,310	14,800	11,890	9,090	<i>6,310</i>	<i>3,480</i>	-
CZ*020M6	ZS15KAE									
CZ*X25M6	MPA019	23,100	19,700	18,010	16,370	13,220	10,230	<i>7,370</i>	<i>4,560</i>	-
CZ*025M6	ZS19KAE									
CZ*X30M6	MBA021	33,600	28,210	25,650	23,170	18,560	14,250	<i>10,210</i>	<i>6,330</i>	-
CZ*030M6	ZS21KAE									
CZ*X35M6	MBA026	36,670	30,890	28,150	25,490	20,420	15,510	<i>10,610</i>	<i>5,530</i>	-
CZ*035M6	ZS26KAE									
CZ*X45M6	MBA029	40,190	34,030	31,040	28,140	22,590	17,380	<i>12,360</i>	<i>7,410</i>	-
CZ*045M6	ZS29KAE									
CZ*X50M6	MBA033	43,590	37,040	33,810	30,660	24,610	18,820	<i>13,150</i>	<i>7,500</i>	-
CZ*050M6	ZS33KAE									
CZ*X55M6	MRA038	56,110**	44,900	41,370	37,900	31,360	25,330	<i>20,090</i>	<i>15,790</i>	-
CZ*055M6	ZS38K4E									
CZ*X60M6	MRA045	66,020**	56,150**	47,950	44,020	36,630	30,020	<i>24,160</i>	<i>19,080</i>	-
CZ*060M6	ZS45K4E									

Model	Compressor	Capacity BTUH @ 95°F Ambient by SST								
		40°F	30°F	25°F	20°F	10°F	0°F	-10°F	-20°F	-25°F
CZ*005M6	ZB06KAE	8,700	7,030	6,280	5,600	4,420	3,490	2,800	-	-
CZ*008M6	ZB07KAE	10,160	8,400	7,570	6,790	5,370	4,190	3,270	-	-
CZ*009M6	ZB08KAE	11,630	9,740	8,830	7,960	6,340	4,940	3,780	-	-
CZ*X10M6	MPA010	13,540	11,350	10,320	9,310	7,420	5,620	<i>3,870</i>	<i>2,080</i>	-
CZ*010M6	ZS09KAE									
CZ*X15M6	MPA013	17,610	14,860	13,540	12,260	9,810	7,400	<i>4,980</i>	<i>2,430</i>	-
CZ*015M6	ZS13KAE									
CZ*X20M6	MPA015	20,470	17,390	15,880	14,400	11,560	8,800	<i>6,070</i>	<i>3,280</i>	-
CZ*020M6	ZS15KAE									
CZ*X25M6	MPA019	22,450	19,160	17,510	15,910	12,840	9,910	<i>7,090</i>	<i>4,320</i>	-
CZ*025M6	ZS19KAE									
CZ*X30M6	MBA021	32,700	27,470	24,980	22,570	18,050	13,810	<i>9,800</i>	<i>5,940</i>	-
CZ*030M6	ZS21KAE									
CZ*X35M6	MBA026	35,680	30,080	27,410	24,820	19,870	15,040	<i>10,210</i>	<i>5,180</i>	-
CZ*035M6	ZS26KAE									
CZ*X45M6	MBA029	39,100	33,140	30,230	27,400	21,980	16,870	<i>11,920</i>	<i>7,020</i>	-
CZ*045M6	ZS29KAE									
CZ*X50M6	MBA033	42,380	36,020	32,870	29,800	23,870	18,160	<i>12,520</i>	<i>6,900</i>	-
CZ*050M6	ZS33KAE									
CZ*X55M6	MRA038	54,410**	43,500	40,070	36,700	30,340	24,500	<i>19,440</i>	-	-
CZ*055M6	ZS38K4E									
CZ*X60M6	MRA045	64,190**	54,470**	49,960**	42,670	35,570	29,040	<i>23,370</i>	<i>18,520</i>	-
CZ*060M6	ZS45K4E									

NOTES:

* = T for Outdoor, N for Indoor, S for IntelliGen™/Beacon II™

** = Must use round tube plate fin version of unit

Italicized Capacity is Maximum 20°F Superheat

PERFORMANCE DATA: SCROLL COMPRESSOR MODELS

Medium Temperature Models R-407C (cont.)

Model	Compressor	Capacity BTUH @100°F Ambient by SST								
		40°F	30°F	25°F	20°F	10°F	0°F	-10°F	-20°F	-25°F
CZ*005M6	ZB06KAE	8,410	6,800	6,080	5,430	4,290	3,390	2,730	-	-
CZ*008M6	ZB07KAE	9,820	8,130	7,330	6,570	5,210	4,070	3,190	-	-
CZ*009M6	ZB08KAE	11,240	9,410	8,540	7,700	6,140	4,790	3,680	-	-
CZ*X10M6	MPA010	13,180	11,050	10,030	9,060	7,210	5,450	3,720	1,940	-
CZ*X10M6	ZS09KAE									
CZ*X15M6	MPA013	17,120	14,450	13,170	11,920	9,520	7,150	4,770	2,240	-
CZ*015M6	ZS13KAE									
CZ*X20M6	MPA015	19,890	16,900	15,430	14,000	11,220	8,510	5,810	3,050	-
CZ*020M6	ZS15KAE									
CZ*X25M6	MPA019	-	18,610	17,010	15,460	12,460	9,570	6,800	4,040	-
CZ*025M6	ZS19KAE									
CZ*X30M6	MBA021	31,80	26,730	24,310	21,950	17,520	13,350	9,390	5,530	-
CZ*030M6	ZS21KAE									
CZ*X35M6	MBA026	34,690	29,260	26,660	24,140	19,300	14,540	9,780	4,790	-
CZ*035M6	ZS26KAE									
CZ*X45M6	MBA029	38,020	32,240	29,410	26,660	21,370	16,350	11,460	-	-
CZ*045M6	ZS29KAE									
CZ*X50M6	MBA033	41,160	34,990	31,920	28,920	23,100	17,460	11,850	-	-
CZ*050M6	ZS33KAE									
CZ*X55M6	MRA038	52,750**	44,930**	41,050**	35,580	29,310	23,670	-	-	-
CZ*055M6	ZS38K4E									
CZ*X60M6	MRA045	62,270**	52,850**	48,440**	44,110**	34,380	28,050	23,130**	-	-
CZ*060M6	ZS45K4E									

Model	Compressor	Capacity BTUH @110°F Ambient by SST								
		40°F	30°F	25°F	20°F	10°F	0°F	-10°F	-20°F	-25°F
CZ*005M6	ZB06KAE	7,820	6,350	5,690	5,080	4,030	3,200	2,590	-	-
CZ*008M6	ZB07KAE	9,140	7,570	6,840	6,140	4,880	3,830	3,030	-	-
CZ*009M6	ZB08KAE	10,450	8,760	7,950	7,170	5,740	4,500	3,480	-	-
CZ*X10M6	MPA010	12,440	10,450	9,490	8,560	6,790	5,080	3,380	-	-
CZ*010M6	ZS09KAE									
CZ*X15M6	MPA013	17,400**	13,620	12,410	11,230	8,920	6,630	-	-	-
CZ*015M6	ZS13KAE									
CZ*X20M6	MPA015	20,570**	17,240**	15,640**	13,170**	10,510	7,890	-	-	-
CZ*020M6	ZS15KAE									
CZ*X25M6	MPA019	22,810**	19,170**	17,410**	15,700*	11,650	9,030	-	-	-
CZ*025M6	ZS19KAE									
CZ*X30M6	MBA021	30,000	25,220	22,920	20,690	16,420	12,350	-	-	-
CZ*030M6	ZS21KAE									
CZ*X35M6	MBA026	34,610**	27,590	25,140	22,740	18,080	13,480	-	-	-
CZ*035M6	ZS26KAE									
CZ*X45M6	MBA029	36,900**	30,960**	27,780	25,170	20,110	15,250	-	-	-
CZ*045M6	ZS29KAE									
CZ*X50M6	MBA033	40,330**	33,860**	30,730**	27,080	21,460	15,920	-	-	-
CZ*050M6	ZS33KAE									
CZ*X55M6	MRA038	49,190**	41,880**	38,270**	34,780**	28,250**	22,470**	-	-	-
CZ*055M6	ZS38K4E									
CZ*X60M6	MRA045	58,320**	49,520**	45,260**	41,180**	33,670**	27,070**	-	-	-
CZ*060M6	ZS45K4E									

NOTES:

* = T for Outdoor, N for Indoor, S for IntelliGen™/Beacon II™

** = Must use round tube plate fin version of unit

Italicized Capacity is Maximum 20°F Superheat

PERFORMANCE DATA: SCROLL COMPRESSOR MODELS

Medium Temperature Models R-448A/R-449A

Model	Compressor	Capacity BTUH @ 90°F Ambient by SST								
		40°F	30°F	25°F	20°F	10°F	0°F	-10°F	-20°F	-25°F
CZ*005M6	ZB06KAE	9,610	7,960	7,190	6,450	5,130	4,020	3,160	–	–
CZ*008M6	ZB07KAE	11,100	9,360	8,530	7,720	6,230	4,890	3,710	–	–
CZ*009M6	ZB08KAE	12,550	10,730	9,830	8,950	7,270	5,710	4,310	–	–
CZ*X10M6	MPA010	14,190	11,580	10,460	9,460	7,770	6,420	5,280	4,180	3,580
CZ*010M6	ZS09KAE									
CZ*X15M6	MPA013	18,230	15,050	13,680	12,440	10,390	8,750	7,400	6,110	5,400
CZ*015M6	ZS13KAE									
CZ*X20M6	MPA015	20,800	17,430	15,920	14,560	12,310	10,540	9,100	7,740	6,980
CZ*020M6	ZS15KAE									
CZ*X25M6	MPA019	22,420	18,980	17,400	15,980	13,630	11,820	10,390	9,080	8,330**
CZ*025M6	ZS19KAE									
CZ*X30M6	MBA021	35,090	29,620	27,080	24,660	20,340	16,600	13,460	10,860	9,750
CZ*030M6	ZS21KAE									
CZ*X35M6	MBA026	41,450	34,920	31,750	28,810	23,610	19,500	16,630	15,300	15,340**
CZ*035M6	ZS26KAE									
CZ*X45M6	MBA029	42,360	36,070	33,110	30,300	25,150	20,690	16,900	13,760	12,420
CZ*045M6	ZS29KAE									
CZ*X50M6	MBA033	45,280	38,870	35,760	32,800	27,340	22,610	18,570	15,210	13,760
CZ*050M6	ZS33KAE									
CZ*X55M6	MRA038	47,680**	41,710	38,850	35,870	20,230	25,010	20,420	16,380**	14,580**
CZ*055M6	ZS38K4E									
CZ*X60M6	MRA045	52,970**	46,440**	43,350	40,270	34,360	28,760	23,710	19,250**	17,230**
CZ*060M6	ZS45K4E									

Model	Compressor	Capacity BTUH @ 95°F Ambient by SST								
		40°F	30°F	25°F	20°F	10°F	0°F	-10°F	-20°F	-25°F
CZ*005M6	ZB06KAE	9,280	7,690	6,950	6,240	4,970	3,900	3,080	–	–
CZ*008M6	ZB07KAE	10,750	9,050	8,240	7,460	6,020	4,730	3,610	–	–
CZ*009M6	ZB08KAE	12,150	10,390	9,510	8,660	7,030	5,520	4,160	–	–
CZ*X10M6	MPA010	13,710	11,210	10,140	9,190	7,610	6,390	5,420	–	–
CZ*010M6	ZS09KAE									
CZ*X15M6	MPA013	17,540	14,510	13,210	12,050	10,170	8,730	7,630	–	–
CZ*015M6	ZS13KAE									
CZ*X20M6	MPA015	19,930	16,750	15,330	14,080	12,030	10,510	9,400	–	–
CZ*020M6	ZS15KAE									
CZ*X25M6	MPA019	21,410	18,140	16,730	15,420	13,300	11,790	10,720	–	–
CZ*025M6	ZS19KAE									
CZ*X30M6	MBA021	33,950	28,700	26,260	23,940	19,810	16,240	13,280	–	–
CZ*030M6	ZS21KAE									
CZ*X35M6	MBA026	39,770	33,440	30,540	27,730	22,820	19,050	16,560	–	–
CZ*035M6	ZS26KAE									
CZ*X45M6	MBA029	40,960	34,940	32,110	29,430	24,520	20,280	16,710	–	–
CZ*045M6	ZS29KAE									
CZ*X50M6	MBA033	43,760	37,630	34,670	31,850	26,680	22,190	18,400	–	–
CZ*050M6	ZS33KAE									
CZ*X55M6	MRA038	45,640**	39,940	37,200	34,350	28,970	24,000	19,620	–	–
CZ*055M6	ZS38K4E									
CZ*X60M6	MRA045	50,620**	44,410**	41,470**	38,720	32,930	27,600	22,820**	–	–
CZ*060M6	ZS45K4E									

NOTES:
 * = T for Outdoor, N for Indoor, S for IntelliGen™/Beacon II™
 ** = Must use round tube plate fin version of unit
Italicized Capacity is Maximum 20°F Superheat

PERFORMANCE DATA: SCROLL COMPRESSOR MODELS

Medium Temperature Models R-448A/R-449A (cont.)

Model	Compressor	Capacity BTUH @100°F Ambient by SST								
		40°F	30°F	25°F	20°F	10°F	0°F	-10°F	-20°F	-25°F
CZ*005M6	ZB06KAE	8,940	7,420	6,700	6,030	4,810	3,790	3,000	-	-
CZ*008M6	ZB07KAE	10,390	8,730	7,950	7,200	5,810	4,570	3,520	-	-
CZ*009M6	ZB08KAE	11,750	10,050	9,200	8,380	6,800	5,330	4,000	-	-
CZ*X10M6	MPA010	13,210	10,820	9,810	8,900	7,450	<i>6,380</i>	<i>5,590</i>	-	-
CZ*010M6	ZS09KAE									
CZ*X15M6	MPA013	16,760	13,940	12,720	11,640	9,940	<i>8,710</i>	<i>7,870</i>	-	-
CZ*015M6	ZS13KAE									
CZ*X20M6	MPA015	19,010	16,050	14,720	13,570	11,730	<i>10,470</i>	<i>9,710**</i>	-	-
CZ*020M6	ZS15KAE									
CZ*X25M6	MPA019	20,470**	17,310	16,020	14,830	12,950	<i>11,730</i>	<i>11,060**</i>	-	-
CZ*025M6	ZS19KAE									
CZ*X30M6	MBA021	32,820	27,790	25,420	23,250	19,300	15,930	<i>13,160</i>	-	-
CZ*030M6	ZS21KAE									
CZ*X35M6	MBA026	38,210	31,970	29,250	26,570	21,950	18,520	<i>16,410</i>	-	-
CZ*035M6	ZS26KAE									
CZ*X45M6	MBA029	39,560	33,830	31,140	28,590	23,930	<i>19,920</i>	<i>16,600</i>	-	-
CZ*045M6	ZS29KAE									
CZ*X50M6	MBA033	42,240**	36,420	33,610	30,940	26,050	<i>21,840</i>	<i>18,310**</i>	-	-
CZ*050M6	ZS33KAE									
CZ*X55M6	MRA038	43,550**	38,120**	35,510**	32,800	27,680	<i>22,960</i>	<i>18,800**</i>	-	-
CZ*055M6	ZS38KAE									
CZ*X60M6	MRA045	48,240**	42,350**	39,570**	36,960**	31,460	<i>26,420**</i>	<i>21,910**</i>	-	-
CZ*060M6	ZS45KAE									

Model	Compressor	Capacity BTUH @110°F Ambient by SST								
		40°F	30°F	25°F	20°F	10°F	0°F	-10°F	-20°F	-25°F
CZ*005M6	ZB06KAE	8,250	6,860	6,210	5,590	4,480	3,550	2,840	-	-
CZ*008M6	ZB07KAE	9,660	8,090	7,360	6,660	5,380	4,260	3,320	-	-
CZ*009M6	ZB08KAE	10,900	9,350	8,560	7,790	6,320	4,940	3,690	-	-
CZ*X10M6	MPA010	12,120**	9,980	9,070	8,300	7,110	<i>6,340</i>	-	-	-
CZ*010M6	ZS09KAE									
CZ*X15M6	MPA013	15,190**	12,710**	11,660	10,750	9,420	<i>8,620</i>	-	-	-
CZ*015M6	ZS13KAE									
CZ*X20M6	MPA015	17,080**	14,480**	13,400**	12,450**	<i>11,040</i>	<i>10,320**</i>	-	-	-
CZ*020M6	ZS15KAE									
CZ*X25M6	MPA019	18,320**	15,560	14,510	13,530	12,110	<i>11,490**</i>	-	-	-
CZ*025M6	ZS19KAE									
CZ*X30M6	MBA021	30,570**	26,010	23,880	21,930	18,400	<i>15,440</i>	-	-	-
CZ*030M6	ZS21KAE									
CZ*X35M6	MBA026	34,630**	28,810	26,280	24,010	20,020	<i>17,220</i>	-	-	-
CZ*035M6	ZS26KAE									
CZ*X45M6	MBA029	36,800**	31,760**	29,270**	26,960	<i>22,890</i>	<i>19,400**</i>	-	-	-
CZ*045M6	ZS29KAE									
CZ*X50M6	MBA033	39,330**	34,030**	31,550**	29,150**	<i>24,940</i>	<i>21,310**</i>	-	-	-
CZ*050M6	ZS33KAE									
CZ*X55M6	MRA038	39,230**	34,510**	32,010**	29,580**	<i>24,990**</i>	<i>20,780**</i>	-	-	-
CZ*055M6	ZS38KAE									
CZ*X60M6	MRA045	-	38,150**	35,670**	33,360**	<i>28,460**</i>	<i>23,930**</i>	-	-	-
CZ*060M6	ZS45KAE									

NOTES:

* = T for Outdoor, N for Indoor, S for IntelliGen™/Beacon II™

**= Must use round tube plate fin version of unit

Italicized Capacity is Maximum 20°F Superheat

PERFORMANCE DATA: SCROLL COMPRESSOR MODELS

Low Temperature Models R-404A/R-507A

Model	Compressor	Capacity BTUH @ 90°F Ambient by SST								
		0°F	-5°F	-10°F	-15°F	-20°F	-25°F	-30°F	-35°F	-40°F
CZ*006L6	ZF03KAE	5,070	4,500	4,000	3,550	3,150	2,810	2,500	2,240	2,000
CZ*008L6	ZF04KAE	6,830	6,080	5,390	4,770	4,200	3,700	3,260	2,890	2,590
CZ*010L6	ZF05KAE	8,020	7,220	6,460	5,750	5,100	4,510	3,970	3,500	3,080
CZ*020L6	ZF06K4E	11,670	10,620	9,640	8,710	7,840	7,020	6,240	5,500	4,790
CZ*022L6	ZF07KAE	11,780	10,650	9,620	8,660	7,770	6,930	6,130	5,360	4,590
CZ*025L6	ZF08K4E	14,330	13,090	11,880	10,750	9,690	8,690	7,770	6,900	6,080
CZ*030L6	ZF09K4E	15,860	14,480	13,220	11,990	10,840	9,760	8,730	7,760	6,830
CZ*035L6	ZF11K4E	18,860	17,300	15,810	14,390	13,030	11,760	10,550	9,410	8,330
CZ*045L6	ZF13K4E	23,620	21,430	19,380	17,440	15,620	13,930	12,350	10,880	9,510
CZ*055L6	ZF15K4E	28,370	25,910	23,520	21,280	19,190	17,230	15,400	13,690	12,090
CZ*060L6	ZF18K4E	32,630	29,860	27,230	24,790	22,400	20,170	18,060	16,040	14,110

Model	Compressor	Capacity BTUH @ 95°F Ambient by SST								
		0°F	-5°F	-10°F	-15°F	-20°F	-25°F	-30°F	-35°F	-40°F
CZ*006L6	ZF03KAE	4,850	4,310	3,830	3,400	3,020	2,700	2,410	2,160	1,940
CZ*008L6	ZF04KAE	6,530	5,810	5,150	4,550	4,010	3,540	3,120	2,770	2,490
CZ*010L6	ZF05KAE	7,680	6,900	6,180	5,500	4,880	4,310	3,800	3,350	2,950
CZ*020L6	ZF06K4E	11,220	10,220	9,280	8,390	7,560	6,760	6,010	5,290	4,600
CZ*022L6	ZF07KAE	11,220	10,150	9,170	8,260	7,410	6,620	5,860	5,130	4,390
CZ*025L6	ZF08K4E	13,760	12,570	11,410	10,330	9,320	8,360	7,470	6,640	5,850
CZ*030L6	ZF09K4E	15,200	13,890	12,690	11,520	10,420	9,380	8,410	7,470	6,580
CZ*035L6	ZF11K4E	18,010	16,530	15,120	13,780	12,490	11,290	10,130	9,040	8,010
CZ*045L6	ZF13K4E	22,630	20,540	18,570	16,720	14,990	13,370	11,880	10,480	9,200
CZ*055L6	ZF15K4E	27,170	24,820	22,540	20,410	18,420	16,550	14,810	13,170	11,640
CZ*060L6	ZF18K4E	31,270	28,650	26,180	23,830	21,560	19,430	17,420	15,490	13,640

Model	Compressor	Capacity BTUH @ 100°F Ambient by SST								
		0°F	-5°F	-10°F	-15°F	-20°F	-25°F	-30°F	-35°F	-40°F
CZ*006L6	ZF03KAE	4,620	4,110	3,650	3,250	2,890	2,580	2,310	2,080	1,870
CZ*008L6	ZF04KAE	6,230	5,540	4,910	4,340	3,830	3,370	2,980	2,650	2,380
CZ*010L6	ZF05KAE	7,330	6,590	5,900	5,250	4,650	4,110	3,630	3,190	2,820
CZ*020L6	ZF06K4E	10,770	9,820	8,930	8,080	7,270	6,510	5,790	5,090	4,420
CZ*022L6	ZF07KAE	10,650	9,640	8,720	7,860	7,060	6,300	5,580	4,880	4,180
CZ*025L6	ZF08K4E	13,150	12,000	10,920	9,900	8,930	8,020	7,170	6,370	5,610
CZ*030L6	ZF09K4E	14,530	13,290	12,160	11,040	9,990	9,000	8,070	7,170	6,310
CZ*035L6	ZF11K4E	17,140	15,750	14,420	13,110	11,950	10,790	9,690	8,660	7,680
CZ*045L6	ZF13K4E	21,620	19,620	17,750	15,990	14,350	12,820	11,400	10,100	8,890
CZ*055L6	ZF15K4E	25,970	23,710	21,540	19,520	17,630	15,850	14,200	12,640	11,170
CZ*060L6	ZF18K4E	29,890	27,360	25,070	22,860	20,700	18,680	16,770	14,930	13,170

NOTES:

* = T for Outdoor, N for Indoor, S for IntelliGen™/Beacon II™

Model is obsolete. Data for informative purposes only

** = Must use round tube plate fin version of unit

The ZF compressor comes with liquid injection.

PERFORMANCE DATA: SCROLL COMPRESSOR MODELS

Low Temperature Models R-404A/R-507A (cont.)

Model	Compressor	Capacity BTUH @ 110°F Ambient by SST								
		0°F	-5°F	-10°F	-15°F	-20°F	-25°F	-30°F	-35°F	-40°F
CZ*006L6	ZF03KAE	4,170	3,710	3,310	2,950	2,630	2,360	2,120	1,920	1,740
CZ*008L6	ZF04KAE	5,620	5,000	4,430	3,910	3,450	3,040	2,690	2,400	2,170
CZ*010L6	ZF05KAE	6,610	5,940	5,320	4,740	4,200	3,710	3,270	2,880	2,540
CZ*020L6	ZF06K4E	9,890	9,040	8,230	7,470	6,730	6,040	5,370	4,720	4,090
CZ*022L6	ZF07KAE	9,490	8,610	7,790	7,040	6,330	5,660	5,020	4,390	3,770
CZ*025L6	ZF08K4E	11,910	10,870	9,900	8,980	8,120	7,300	6,530	5,790	5,100
CZ*030L6	ZF09K4E	13,120	12,060	11,040	10,030	9,100	8,210	7,360	6,550	5,760
CZ*035L6	ZF11K4E	15,340	14,120	12,940	11,800	10,730	9,740	8,760	7,840	6,970
CZ*045L6	ZF13K4E	19,540	17,740	16,070	14,500	13,040	11,690	10,460	9,330	8,300
CZ*055L6	ZF15K4E	23,380	21,350	19,450	17,660	15,970	14,390	12,910	11,510	10,190
CZ*060L6	ZF18K4E	27,080	24,860	22,830	20,820	18,940	17,140	15,430	13,790	12,200

NOTES:

* = T for Outdoor, N for Indoor, S for IntelliGen™/Beacon II™

Model is obsolete. Data for informative purposes only

** = Must use round tube plate fin version of unit

The ZF compressor comes with liquid injection.

PERFORMANCE DATA: SCROLL COMPRESSOR MODELS

Low Temperature Models R-407A/R-407F

Model	Compressor	Capacity BTUH @ 90°F Ambient by SST								
		0°F	-5°F	-10°F	-15°F	-20°F	-25°F	-30°F	-35°F	-40°F
CZ*006L6	ZF03KAE	4,600	4,100	3,650	3,250	2,890	2,580	2,290	2,040	1,810
CZ*008L6	ZF04KAE	6,270	5,560	4,910	4,310	3,770	3,290	2,880	2,540	2,260
CZ*010L6	ZF05KAE	7,290	6,490	5,740	5,050	4,420	3,850	3,350	2,920	2,560
CZ*020L6	ZF06K4E ⁵	10,710	9,700	8,730	7,800	6,910	6,100	5,340	4,640	4,000
CZ*022L6	ZF07KAE	10,570	9,550	8,620	7,750	6,920	6,150	5,420	4,710	4,020
CZ*025L6	ZF08K4E ^{5,6}	12,760	11,590	10,450	9,380	8,350	7,380	6,480	5,640	4,870
CZ*030L6	ZF09K4E ⁵	13,850	12,740	11,570	10,390	9,230	8,110	7,100	6,230	5,540
CZ*035L6	ZF11K4E ⁵	16,260	15,040	13,730	12,410	11,060	9,760	8,560	7,520	6,700
CZ*045L6	ZF13K4 ⁵	21,360	19,200	17,140	15,180	13,350	11,710	10,280	9,070	8,120
CZ*055L6	ZF15K4 ⁵	25,310	22,740	20,370	18,130	16,070	14,210	12,600	11,230	10,160
CZ*060L6	ZF18K4E	29,350	26,560	23,840	21,310	18,950	16,790	14,880	13,240	11,940

Model	Compressor	Capacity BTUH @ 95°F Ambient by SST								
		0°F	-5°F	-10°F	-15°F	-20°F	-25°F	-30°F	-35°F	-40°F
CZ*006L6	ZF03KAE	4,420	3,940	3,520	3,140	2,790	2,490	2,220	1,970	1,750
CZ*008L6	ZF04KAE	6,030	5,350	4,720	4,150	3,630	3,180	2,780	2,450	2,190
CZ*010L6	ZF05KAE	7,010	6,240	5,520	4,850	4,250	3,710	3,230	2,820	2,470
CZ*020L6	ZF06K4E ⁵	10,330	9,350	8,420	7,530	6,690	5,900	5,160	4,490	3,870
CZ*022L6	ZF07KAE	10,110	9,140	8,270	7,440	6,650	5,910	5,210	4,540	3,870
CZ*025L6	ZF08K4E ^{5,6}	12,260	11,120	10,060	9,030	8,050	7,120	6,250	5,440	4,700
CZ*030L6	ZF09K4E ⁵	13,350	12,280	11,190	10,060	8,940	7,860	6,870	6,020	5,340
CZ*035L6	ZF11K4E ⁵	15,570	14,420	13,230	11,970	10,680	9,430	8,270	7,260	6,460
CZ*045L6	ZF13K4E ⁵	20,610	18,480	16,500	14,600	12,850	11,280	9,910	8,760	7,890
CZ*055L6	ZF15K4E ⁵	24,320	21,890	19,590	17,430	15,430	13,650	12,090	10,800	9,780
CZ*060L6	ZF18K4E	28,290	25,590	22,960	20,530	18,240	16,160	14,320	12,760	11,520

Model	Compressor	Capacity BTUH @ 100°F Ambient by SST								
		0°F	-5°F	-10°F	-15°F	-20°F	-25°F	-30°F	-35°F	-40°F
CZ*006L6	ZF03KAE	4,240	3,790	3,390	3,020	2,700	2,410	2,140	1,910	1,690
CZ*008L6	ZF04KAE	5,780	5,130	4,530	3,980	3,490	3,060	2,680	2,370	2,120
CZ*010L6	ZF05KAE	6,720	5,980	5,290	4,650	4,080	3,560	3,110	2,720	2,390
CZ*020L6	ZF06K4E ⁵	9,920	9,000	8,110	7,250	6,450	5,690	4,980	4,330	3,730
CZ*022L6	ZF07KAE	9,640	8,730	7,900	7,110	6,360	5,660	4,990	4,350	3,710
CZ*025L6	ZF08K4E ^{5,6}	11,730	10,660	9,650	8,670	7,730	6,840	6,010	5,230	4,520
CZ*030L6	ZF09K4E ⁵	12,820	11,840	10,800	9,720	8,650	7,610	6,650	5,810	5,140
CZ*035L6	ZF11K4E ⁵	17,140**	15,740**	14,270**	12,770**	10,270	9,100	7,990	7,000	6,220
CZ*045L6	ZF13K4E ⁵	19,840	17,760	15,840	14,000	12,320	10,810	9,510	8,440	7,650
CZ*055L6	ZF15K4 ⁵	23,350	21,000	18,780	16,680	14,760	13,040	11,560	10,320	9,370
CZ*060L6	ZF18K4E	27,200	24,590	22,060	19,710	17,510	15,500	13,740	12,240	11,060

NOTES:

* = T for Outdoor, N for Indoor, S for IntelliGen™/Beacon II™

Model is obsolete. Data for informative purposes only

** = Must use round tube plate fin version of unit

5: R-407F not available for 208-230/1/60 models

6: R-407A not available for 208-230/1/60 models

PERFORMANCE DATA: SCROLL COMPRESSOR MODELS

Low Temperature Models R-407A/R-407F (cont.)

Model	Compressor	Capacity BTUH @ 110°F Ambient by SST								
		0°F	-5°F	-10°F	-15°F	-20°F	-25°F	-30°F	-35°F	-40°F
CZ*006L6	ZF03KAE	3,900	3,500	3,140	2,810	2,510	2,250	2,000	1,780	1,570
CZ*008L6	ZF04KAE	5,270	4,680	4,140	3,640	3,200	2,800	2,470	2,190	1,970
CZ*010L6	ZF05KAE	6,130	5,450	4,830	4,250	3,720	3,260	2,850	2,510	2,220
CZ*020L6	ZF06K4E ⁵	9,070	8,240	7,430	6,660	5,920	5,230	4,580	3,980	3,430
CZ*022L6	ZF07KAE	8,630	7,850	7,110	6,410	5,740	5,120	4,520	3,930	3,350
CZ*025L6	ZF08K4E ^{5,6}	11,950**	10,790**	9,680**	8,655**	7,630**	6,250	5,500	4,790	4,140
CZ*030L6	ZF09K4E ⁵	13,200**	–	–	–	–	–	6,210	5,420	4,770
CZ*035L6	ZF11K4E ⁵	–	–	–	–	–	–	–	–	–
CZ*045L6	ZF13K4E ⁵	18,170	12,720	14,420	12,720	11,170	9,800	8,640	7,740	7,100
CZ*055L6	ZF15K4E ⁵	22,520**	15,660**	17,780**	15,660**	13,740**	11,720	10,370	9,260	8,420
CZ*060L6	ZF18K4E	26,740**	18,960**	21,410**	18,960**	16,720**	14,690**	12,930**	11,110	10,050

NOTES:

* = T for Outdoor, N for Indoor, S for IntelliGen™/Beacon II™

Model is obsolete. Data for informative purposes only

** = Must use round tube plate fin version of unit

5: R-407F not available for 208-230/1/60 models

6: R-407A not available for 208-230/1/60 models

PERFORMANCE DATA: SCROLL COMPRESSOR MODELS

Low Temperature Models R-407C

Model	Compressor	Capacity BTUH @ 90°F Ambient by SST								
		0°F	-5°F	-10°F	-15°F	-20°F	-25°F	-30°F	-35°F	-40°F
CZ*006L6	ZF03KAE	4,060	3,610	3,200	2,850	2,530	2,260	2,020	1,820	1,640
CZ*008L6	ZF04KAE	5,530	4,880	4,300	3,760	3,280	2,870	2,510	2,210	1,980
CZ*010L6	ZF05KAE	6,480	5,740	5,060	4,440	3,870	3,370	2,940	2,560	2,250
CZ*020L6	ZF06K4E	9,510	8,510	7,590	6,740	5,970	5,260	4,620	4,020	3,470
CZ*022L6	ZF07KAE	9,390	8,400	7,510	6,730	6,020	5,380	4,750	4,120	3,450
CZ*030L6	ZF09K4E	12,420	11,340	10,260	9,170	8,120	7,130	6,240	5,490	4,920
CZ*035L6	ZF11K4E	14,840	13,620	12,360	11,060	9,800	8,610	7,550	6,660	6,010
CZ*045L6	ZF13K4E	18,720	16,750	14,870	13,120	11,510	10,070	8,840	7,810	7,040
CZ*055L6	ZF15K4E	22,320	20,030	17,870	15,840	13,980	12,310	10,890	9,720	8,840
CZ*060L6	ZF18K4E	26,110	23,500	21,000	18,690	16,560	14,640	12,970	11,580	10,520

Model	Compressor	Capacity BTUH @ 95°F Ambient by SST								
		0°F	-5°F	-10°F	-15°F	-20°F	-25°F	-30°F	-35°F	-40°F
CZ*006L6	ZF03KAE	3,930	3,490	3,110	2,760	2,460	2,200	1,970	1,770	1,600
CZ*008L6	ZF04KAE	5,340	4,720	4,160	3,640	3,180	2,780	2,440	2,160	1,940
CZ*010L6	ZF05KAE	6,270	5,560	4,900	4,300	3,750	3,270	2,850	2,490	2,190
CZ*020L6	ZF06K4E	9,230	8,270	7,380	6,570	5,820	5,130	4,510	3,920	3,380
CZ*022L6	ZF07KAE	9,070	8,110	7,260	6,510	5,840	5,210	4,610	4,000	3,350
CZ*030L6	ZF09K4E	12,050	11,010	9,970	8,910	7,900	6,940	6,070	5,330	4,760
CZ*035L6	ZF11K4E	14,330	13,170	11,950	10,720	9,510	8,360	7,330	6,460	5,820
CZ*045L6	ZF13K4E	18,160	16,230	14,380	12,670	11,110	9,730	8,540	7,570	6,850
CZ*055L6	ZF15K4E	21,630	19,400	17,270	15,310	13,510	11,900	10,520	9,400	8,570
CZ*060L6	ZF18K4E	25,330	22,790	20,350	18,100	16,030	14,170	12,560	11,230	10,220

Model	Compressor	Capacity BTUH @ 100°F Ambient by SST								
		0°F	-5°F	-10°F	-15°F	-20°F	-25°F	-30°F	-35°F	-40°F
CZ*006L6	ZF03KAE	3,800	3,380	3,010	2,680	2,390	2,140	1,920	1,730	1,560
CZ*008L6	ZF04KAE	5,160	4,560	4,010	3,520	3,080	2,690	2,370	2,100	1,890
CZ*010L6	ZF05KAE	6,050	5,360	4,730	4,150	3,630	3,160	2,760	2,420	2,140
CZ*020L6	ZF06K4E	8,930	8,020	7,160	6,380	5,660	4,990	4,380	3,820	3,290
CZ*022L6	ZF07KAE	8,740	7,830	7,010	6,290	5,640	5,050	4,470	3,880	3,240
CZ*030L6	ZF09K4E	11,670	10,680	9,680	8,670	7,680	6,750	5,910	5,180	4,610
CZ*035L6	ZF11K4E	13,810	12,690	11,550	10,380	9,220	8,110	7,110	6,260	5,630
CZ*045L6	ZF13K4E	17,570	15,680	13,880	12,220	10,710	9,370	8,240	7,330	6,670
CZ*055L6	ZF15K4E	20,910	18,730	16,670	14,760	13,020	11,470	10,130	9,060	8,280
CZ*060L6	ZF18K4E	24,530	22,050	19,680	17,490	15,480	13,680	12,130	10,860	9,900

NOTES:

* = T for Outdoor, N for Indoor, S for IntelliGen™/Beacon II™

Model is obsolete. Data for informative purposes only

** = Must use round tube plate fin version of unit

PERFORMANCE DATA: SCROLL COMPRESSOR MODELS

Low Temperature Models R-407C (cont.)

Model	Compressor	Capacity BTUH @ 110°F Ambient by SST								
		0°F	-5°F	-10°F	-15°F	-20°F	-25°F	-30°F	-35°F	-40°F
CZ*006L6	ZF03KAE	3,540	3,150	2,810	2,510	2,240	2,010	1,810	1,630	1,470
CZ*008L6	ZF04KAE	4,780	4,230	3,730	3,270	2,870	2,520	2,220	1,980	1,800
CZ*010L6	ZF05KAE	5,610	4,980	4,390	3,860	3,370	2,950	2,580	2,270	2,020
CZ*020L6	ZF06K4E	8,300	7,460	6,690	5,960	5,300	4,680	4,110	3,580	3,070
CZ*022L6	ZF07KAE	8,070	7,240	6,490	5,840	5,250	4,700	4,170	3,620	3,020
CZ*030L6	ZF09K4E	11840**	-	-	-	-	6,380	5,580	4,890	4,330
CZ*035L6	ZF11K4E	-	-	-	-	-	-	-	5,880	5,270
CZ*045L6	ZF13K4E	16,330	14,530	12,840	11,260	9,860	8,630	7,620	6,820	6,270
CZ*055L6	ZF15K4E	19,340	17,280	15,380	13,560	11,930	10,490	9,260	8,280	7,580
CZ*060L6	ZF18K4E	23,910**	21,350**	18,950**	16,730**	14,700**	12,620	11,190	10,020	9,160

NOTES:

* = T for Outdoor, N for Indoor, S for IntelliGen™/Beacon II™

Model is obsolete. Data for informative purposes only

** = Must use round tube plate fin version of unit

PERFORMANCE DATA: SCROLL COMPRESSOR MODELS

Low Temperature Models R-448A/R-449A

Model	Compressor	Capacity BTUH @ 90°F Ambient by SST								
		0°F	-5°F	-10°F	-15°F	-20°F	-25°F	-30°F	-35°F	-40°F
CZ*006L6	ZF03KAE	4,550	4,050	3,610	3,220	2,870	2,560	2,280	2,030	1,790
CZ*008L6	ZF04KAE	6,170	5,490	4,860	4,280	3,750	3,280	2,870	2,520	2,230
CZ*010L6	ZF05KAE	7,180	6,420	5,700	5,040	4,430	3,880	3,380	2,950	2,580
CZ*020L6	ZF06KAE	10,270	9,270	8,340	7,470	6,670	5,920	5,230	4,580	3,960
CZ*022L6	ZF07KAE	10,280	9,240	8,320	7,460	6,680	5,960	5,290	4,640	4,000
CZ*025L6	ZF08KAE	12,620	11,410	10,270	9,210	8,230	7,330	6,500	5,740	5,020
CZ*030L6	ZF09KAE	13,750	12,470	11,250	10,110	9,020	8,000	7,040	6,120	5,230
CZ*035L6	ZF11KAE	16,390	14,890	13,510	12,200	10,960	9,810	8,730	7,740	6,810
CZ*045L6	ZF13KAE	21,040	18,950	16,980	15,140	13,430	11,880	10,450	9,160	8,010
CZ*055L6	ZF15KAE	24,730	22,400	20,200	18,130	16,210	14,430	12,830	11,360	10,030
CZ*060L6	ZF18KAE	28,420	25,820	23,440	21,180	19,040	17,040	15,190	13,470	11,880

Model	Compressor	Capacity BTUH @ 95°F Ambient by SST								
		0°F	-5°F	-10°F	-15°F	-20°F	-25°F	-30°F	-35°F	-40°F
CZ*006L6	ZF03KAE	4,390	3,920	3,500	3,120	2,780	2,490	2,220	1,970	1,740
CZ*008L6	ZF04KAE	5,950	5,300	4,690	4,130	3,630	3,180	2,790	2,450	2,170
CZ*010L6	ZF05KAE	6,930	6,200	5,510	4,870	4,280	3,750	3,270	2,860	2,500
CZ*020L6	ZF06KAE	10,000	9,020	8,110	7,270	6,490	5,760	5,080	4,440	3,830
CZ*022L6	ZF07KAE	9,900	8,910	8,020	7,210	6,450	5,760	5,120	4,500	3,890
CZ*025L6	ZF08KAE	12,220	11,050	9,960	8,930	7,980	7,110	6,310	5,560	4,870
CZ*030L6	ZF09KAE	13,340	12,090	10,920	9,810	8,770	7,780	6,860	5,970	5,110
CZ*035L6	ZF11KAE	15,770	14,390	13,060	11,800	10,620	9,510	8,480	7,510	6,630
CZ*045L6	ZF13KAE	20,210	18,200	16,310	14,550	12,930	11,460	10,120	8,920	7,850
CZ*055L6	ZF15KAE	23,710	21,490	19,400	17,430	15,600	13,920	12,410	11,020	9,780
CZ*060L6	ZF18KAE	27,260	24,800	22,550	20,400	18,380	16,500	14,770	13,140	11,660

Model	Compressor	Capacity BTUH @ 100°F Ambient by SST								
		0°F	-5°F	-10°F	-15°F	-20°F	-25°F	-30°F	-35°F	-40°F
CZ*006L6	ZF03KAE	4,240	3,790	3,380	3,020	2,700	2,410	2,150	1,910	1,680
CZ*008L6	ZF04KAE	5,740	5,110	4,530	3,990	3,510	3,080	2,700	2,380	2,110
CZ*010L6	ZF05KAE	6,680	5,970	5,310	4,700	4,130	3,620	3,160	2,760	2,420
CZ*020L6	ZF06KAE	9,730	8,780	7,900	7,080	6,320	5,600	4,940	4,310	3,700
CZ*022L6	ZF07KAE	9,490	8,570	7,720	6,950	6,230	5,570	4,950	4,360	3,770
CZ*025L6	ZF08KAE	11,810	10,690	9,630	8,640	7,730	6,890	6,110	5,390	4,720
CZ*030L6	ZF09KAE	12,920	11,720	10,590	9,520	8,520	7,570	6,680	5,820	5,000
CZ*035L6	ZF11KAE	15,190	13,870	12,600	11,390	10,260	9,190	8,200	7,280	6,430
CZ*045L6	ZF13KAE	19,360	17,430	15,630	13,960	12,420	11,040	9,790	8,690	7,720
CZ*055L6	ZF15KAE	22,670	20,560	18,580	16,710	14,980	13,400	11,980	10,690	9,530
CZ*060L6	ZF18KAE	26,080	23,760	21,640	19,620	17,720	15,950	14,320	12,820	11,450

NOTES:

* = T for Outdoor, N for Indoor, S for IntelliGen™/Beacon II™

Model is obsolete. Data for informative purposes only

** = Must use round tube plate fin version of unit

PERFORMANCE DATA: SCROLL COMPRESSOR MODELS

Low Temperature Models R-448A/R-449A (cont.)

Model	Compressor	Capacity BTUH @ 110°F Ambient by SST								
		0°F	-5°F	-10°F	-15°F	-20°F	-25°F	-30°F	-35°F	-40°F
CZ*006L6	ZF03KAE	3,940	3,530	3,160	2,830	2,530	2,260	2,020	1,790	1,570
CZ*008L6	ZF04KAE	5,310	4,730	4,190	3,700	3,260	2,860	2,520	2,230	1,990
CZ*010L6	ZF05KAE	6,170	5,520	4,910	4,340	3,830	3,360	2,940	2,570	2,260
CZ*020L6	ZF06K4E	9,230	8,340	7,510	6,740	6,020	5,340	4,700	4,090	3,510
CZ*022L6	ZF07KAE	8,700	7,870	7,110	6,410	5,770	5,170	4,610	4,070	3,530
CZ*025L6	ZF08K4E	10,960	9,920**	8,950**	8,040**	7,190**	6,410	5,690	5,020	4,390
CZ*030L6	ZF09K4E	12,060	10,960**	9,920**	8,940**	8,010**	7,140	6,320	5,540	4,790
CZ*035L6	ZF11K4E	13,960**	12,760**	11,620**	10,500**	9,470**	8,520**	7,630**	6,790**	6,020
CZ*045L6	ZF13K4E	17,610	15,860	14,240	12,750	11,420	10,220	9,170	8,270	7,520
CZ*055L6	ZF15K4E	20,490	18,610**	16,850**	15,200**	13,660**	12,300**	11,070	9,970	9,000
CZ*060L6	ZF18K4E	23,570**	21,620**	19,760**	18,000**	16,350**	14,820**	13,430**	12,160**	11,020**

NOTES:

* = T for Outdoor, N for Indoor, S for IntelliGen™/Beacon II™

Model is obsolete. Data for informative purposes only

** = Must use round tube plate fin version of unit

UNIT SPECIFICATIONS: SCROLL COMPRESSOR MODELS

Model	Fig. ++	Compressor	Connections (ID)		Receiver 90% Full Lbs.	Fan(s)	Dimensions			Net. Wt. Lbs.	Sound Data dBA [†]
			Liquid	Suction			D (In.)	W (In.)	H (In.)		
CZ*005M6	C	ZB06KAE	1/2	7/8	14	2	28-1/4	37-3/4	19-3/4	199	71
CZ*008M6	C	ZB07KAE	1/2	7/8	14	2	28-1/4	37-3/4	19-3/4	198	71
CZ*009M6	C	ZB08KAE	1/2	7/8	14	2	28-1/4	37-3/4	19-3/4	198	71
CZ*X10M6	C	MPA010	1/2	7/8	14	2	28-1/4	37-3/4	19-3/4	209	71
CZ*010M6	C	ZS09KAE	1/2	7/8	14	2	28-1/4	37-3/4	19-3/4	209	71
CZ*X15M6	C	MPA013	1/2	7/8	14	2	28-1/4	37-3/4	19-3/4	209	71
CZ*015M6	C	ZS13KAE	1/2	7/8	14	2	28-1/4	37-3/4	19-3/4	209	71
CZ*X20M6	C	MPA015	1/2	7/8	14	2	28-1/4	37-3/4	19-3/4	209	71
CZ*020M6	C	ZS15KAE	1/2	7/8	14	2	28-1/4	37-3/4	19-3/4	209	71
CZ*X25M6	C	MPA019	1/2	7/8	14	2	28-1/4	37-3/4	19-3/4	218	73
CZ*025M6	C	ZS19KAE	1/2	7/8	14	2	28-1/4	37-3/4	19-3/4	218	73
CZ*X30M6	D	MBA021	1/2	7/8	20	1	30-1/4	42-1/2	29-3/4	287	72
CZ*030M6	D	ZS21KAE	1/2	7/8	20	1	30-1/4	42-1/2	29-3/4	287	72
CZ*X35M6	D	MBA026	1/2	7/8	20	1	30-1/4	42-1/2	29-3/4	290	74
CZ*035M6	D	ZS26KAE	1/2	7/8	20	1	30-1/4	42-1/2	29-3/4	290	74
CZ*X45M6	D	MBA029	1/2	1-1/8	20	1	30-1/4	42-1/2	29-3/4	317	73
CZ*045M6	D	ZS29KAE	1/2	1-1/8	20	1	30-1/4	42-1/2	29-3/4	317	73
CZ*X50M6	D	MBA033	1/2	1-1/8	20	1	30-1/4	42-1/2	29-3/4	317	73
CZ*050M6	D	ZS33KAE	1/2	1-1/8	20	1	30-1/4	42-1/2	29-3/4	317	73
CZ*X55M6	D	MRA038	1/2	1-1/8	20	1	30-1/4	42-1/2	29-3/4	317	74
CZ*055M6	D	ZS38K4E	1/2	1-1/8	20	1	30-1/4	42-1/2	29-3/4	317	74
CZ*X60M6	D	MRA045	1/2	1-1/8	20	1	30-1/4	42-1/2	29-3/4	317	76
CZ*060M6	D	ZS45K4E	1/2	1-1/8	20	1	30-1/4	42-1/2	29-3/4	317	76
CZ*006L6	C	ZF03KAE	1/2	7/8	14	2	28-1/4	37-3/4	19-3/4	202	71
CZ*008L6	C	ZF04KAE	1/2	7/8	14	2	28-1/4	37-3/4	19-3/4	201	71
CZ*010L6	C	ZF05KAE	1/2	7/8	14	2	28-1/4	37-3/4	19-3/4	202	71
CZ*020L6	C	ZF06KAE	1/2	7/8	14	2	28-1/4	37-3/4	19-3/4	209	71
CZ*022L6	C	ZF07KAE	1/2	7/8	14	2	28-1/4	37-3/4	19-3/4	203	71
CZ*025L6	C	ZF08KAE	1/2	7/8	14	2	28-1/4	37-3/4	19-3/4	218	73
CZ*030L6	C	ZF09KAE	1/2	7/8	14	2	28-1/4	37-3/4	19-3/4	218	71
CZ*035L6	C	ZF11K4E	1/2	7/8	14	2	28-1/4	37-3/4	19-3/4	217	73
CZ*045L6	D	ZF13K43	1/2	1-1/8	20	1	30-1/4	42-1/2	29-3/4	307	73
CZ*055L6	D	ZF15K4E	1/2	1-1/8	20	1	30-1/4	42-1/2	29-3/4	313	74
CZ*060L6	D	ZF18K4E	1/2	1-1/8	20	1	30-1/4	42-1/2	29-3/4	317	76

NOTES:

* = T for Outdoor, N for Indoor, S for IntelliGen™/Beacon II™

Model is obsolete. Data for informative purposes only

++ = See Dimensional Drawings for details

† = Estimated sound pressure values are 10 feet from the unit. For estimating sound pressure from the unit at different distances, deduct the following from the unit values: 20 feet, deduct 6 dBA; for 40 feet, deduct 12 dBA; for 80 feet, deduct 18 dBA. This data is typical of "free field" conditions for horizontal air cooled condensing units at the outlet of the discharge air. The actual sound measurements may vary depending on the condensing unit installation. Factors such as reflecting walls, background noise and mounting conditions may have a significant influence on this data.

UNIT SPECIFICATIONS: SCROLL COMPRESSOR MODELS

AWEF Values: Medium/High Temperature Condensing Units - Cooler Application

Model	INDOOR				OUTDOOR / IntelliGen™/BEACON II™			
	R-404A/ R-507A	R-407A/F	R-407C	R-448A/ R-449A	R-404A/ R-507A	R-407A/F	R-407C	R-448A/ R-449A
CZ*005M6	5.18	4.77	4.85	4.88	7.15	6.19	5.89	7.17
CZ*008M6	5.33	4.95	4.95	4.20	7.60	6.62	6.27	6.77
CZ*009M6	5.55	5.08	5.22	3.77	8.02	6.92	6.79	5.42
CZ*X10M6	5.99	5.92	5.54	5.43	8.32	7.85	7.11	7.29
CZ*010M6	5.99	5.92	5.54	5.43	8.32	7.85	7.11	7.29
CZ*X15M6	5.93	5.55	5.42	5.27	8.63	7.90	7.52	7.50
CZ*015M6	5.93	5.55	5.42	5.27	8.63	7.90	7.52	7.50
CZ*X20M6	5.95	5.35	5.42	5.21	8.04	7.91	7.72	7.68
CZ*020M6	5.95	5.35	5.42	5.21	8.04	7.91	7.72	7.68
CZ*X25M6	5.11	5.28	5.26	5.02	7.64	8.01	7.65	7.65
CZ*025M6	5.11	5.28	5.26	5.02	7.64	8.01	7.65	7.65
CZ*X30M6	6.56	6.31	6.44	6.16	9.04	8.55	8.36	8.45
CZ*030M6	6.56	6.31	6.44	6.16	9.04	8.55	8.36	8.45
CZ*X35M6	6.49	6.17	6.45	5.98	9.15	8.63	8.58	8.42
CZ*035M6	6.49	6.17	6.45	5.98	9.15	8.63	8.58	8.42
CZ*X45M6	6.46	6.06	6.36	6.18	9.08	8.59	8.73	8.81
CZ*045M6	6.46	6.06	6.36	6.18	9.08	8.59	8.73	8.81
CZ*X50M6	6.32	5.70	6.13	5.97	9.13	8.34	8.61	8.69
CZ*050M6	6.32	5.70	6.13	5.97	9.13	8.34	8.61	8.69
CZ*X55M6	5.57	5.24	5.51	5.59	7.89	7.79	8.11	8.39
CZ*055M6	5.57	5.24	5.51	5.59	7.89	7.79	8.11	8.39
CZ*X60M6	5.70	5.18	5.35	5.2	8.35	7.92	8.15	8.10
CZ*060M6	5.70	5.18	5.35	5.20	8.35	7.92	8.15	8.10

These refrigeration systems are designed and certified for use in walk-in cooler applications.

ELECTRICAL DATA: SCROLL COMPRESSOR MODELS

Model Number	Part Number	Power Supply			Compressor		Fan Motor			MCA		MOPD		Evap. Fan Amps	Defrost Heater Amps
		Volts	Ph	Hz†	RLA	LRA	Qty.	HP	FLA	Air/ IntelliGen™ Beacon II™	Elec.	Air/ IntelliGen™ Beacon II™	Elec.		
CZ*005M6B	ZB06KAE-PFV	208-230	1	60	5.4	35.7	2	1/15	1.0	15	37.5	15	40	12	30
CZ*005M6C	ZB06KAE-TF5	208-230	3	60	4.3	37.8	2	1/15	1.0	15	23.8	15	25	9	19
CZ*008M6B	ZB07KAE-PFV	208-230	1	60	5.6	48.0	2	1/15	1.0	15	37.5	15	40	12	30
CZ*008M6C	ZB07KAE-TF5	208-230	3	60	4.7	37.8	2	1/15	1.0	15	23.8	15	25	9	19
CZ*009M6B	ZB08KAE-PFV	208-230	1	60	7.2	47.2	2	1/15	1.0	15	37.5	15	40	12	30
CZ*009M6C	ZB08KAE-TF5	208-230	3	60	4.7	37.8	2	1/15	1.0	15	23.8	15	25	9	19
CZ*X10M6B	MPA010KAA	208-230	1	60	7.3	42	2	1/15	1.0	15	38	15	40	12	30
CZ*010M6B	ZS09KAE-PFV	208-230	1	60	9.0	40.3	2	1/15	1.0	15	38.0	15	40	12	30
CZ*X10M6C	MPA010RAA	208-230	3	60	4.8	56	2	1/15	1.0	15	24	15	25	9	19
CZ*010M6C	ZS09KAE-TF5	208-230	3	60	7.2	55.4	2	1/15	1.0	15	24.0	15	25	9	19
CZ*X10M6D	MPA010SAA	460	3	60	2.8	29	2	1/15	1.0	15	15	15	15	^	^
CZ*010M6D	ZS09KAE-TFD	460	3	60	3.4	28.0	2	1/15	1.0	15	15.0	15	15	^	^
CZ*X15M6B	MPA013KAA	208-230	1	60	10.3	67.0	2	1/15	1.0	15	38.0	20	40	12	30
CZ*015M6B	ZS13KAE-PFV	208-230	1	60	10.8	56.0	2	1/15	1.0	15	38.0	20	40	12	30
CZ*X15M6C	MPA013RAA	208-230	3	60	6.4	62.0	2	1/15	1.0	15	24.0	15	25	9	19
CZ*015M6C	ZS13KAE-TF5	208-230	3	60	8.7	58.0	2	1/15	1.0	15	24.0	15	25	9	19
CZ*X15M6D	MPA013SAA	460	3	60	3.8	31.0	2	1/15	1.0	15	15.0	15	15	^	^
CZ*015M6D	ZS13KAE-TFD	460	3	60	4.3	29.0	2	1/15	1.0	15	15.0	15	15	^	^
CZ*X20M6B	MPA015KAA	208-230	1	60	12.0	77.0	2	1/15	1.0	20	38.0	30	40	12	30
CZ*020M6B	ZS15KAE-PFV	208-230	1	60	14.1	68.0	2	1/15	1.0	20	38.0	30	40	12	30
CZ*X20M6C	MPA015RAA	208-230	3	60	7.0	62.0	2	1/15	1.0	15	24.0	20	30	9	19
CZ*020M6C	ZS15KAE-TF5	208-230	3	60	9.6	58.0	2	1/15	1.0	15	24.0	20	30	9	19
CZ*X20M6D	MPA015SAA	460	3	60	4.0	31.0	2	1/15	1.0	15	15.0	15	15	^	^
CZ*020M6D	ZS15KAE-TFD	460	3	60	4.8	29.0	2	1/15	1.0	15	15.0	15	15	^	^
CZ*X25M6B	MPA019KAA	208-230	1	60	12.8	77.0	2	1/15	1.0	21	38.0	35	45	12	30
CZ*025M6B	ZS19KAE-PFV	208-230	1	60	16.2	75.0	2	1/15	1.0	21	38.0	35	45	12	30
CZ*X25M6C	MPA019RAA	208-230	3	60	7.7	69.0	2	1/15	1.0	20	29.0	25	35	11	23
CZ*025M6C	ZS19KAE-TF5	208-230	3	60	12.3	73.0	2	1/15	1.0	20	29.0	25	35	11	23
CZ*X25M6D	MPA019SAA	460	3	60	3.8	31.0	2	1/15	1.0	15	15.0	15	15	^	^
CZ*025M6D	ZS19KAE-TFD	460	3	60	5.8	38.0	2	1/15	1.0	15	15.0	15	15	^	^
CZ*X30M6B	MBA021KAA	208-230	1	60	18.0	94.0	1	1/3	3.5	30	42.0	50	60	12	30
CZ*030M6B	ZS21KAE-PFV	208-230	1	60	20.8	112.0	1	1/3	3.5	30	42.0	50	60	12	30
CZ*X30M6C	MBA021RAA	208-230	3	60	12.0	116.0	1	1/3	3.5	21	38.0	30	45	12	30
CZ*030M6C	ZS21KAE-TF5	208-230	3	60	13.7	93.0	1	1/3	3.5	21	38.0	30	45	12	30
CZ*X30M6D	MBA021SAA	460	3	60	6.0	62.0	1	1/3	1.9	15	15.0	15	15	^	^
CZ*030M6D	ZS21KAE-TFD	460	3	60	6.2	48.0	1	1/3	1.9	15	15.0	15	15	^	^
CZ*X35M6B	MBA026KAA	208-230	1	60	19.0	118.0	1	1/3	3.5	30	42.0	45	60	12	30
CZ*035M6B	ZS26KAE-PFV	208-230	1	60	21.2	104.0	1	1/3	3.5	30	42.0	45	60	12	30
CZ*X35M6C	MBA026RAA	208-230	3	60	11.0	116.0	1	1/3	3.5	21	38.0	30	45	12	30
CZ*035M6C	ZS26KAE-TF5	208-230	3	60	13.9	93.0	1	1/3	3.5	21	38.0	30	45	12	30
CZ*X35M6D	MBA026SAA	460	3	60	6.0	62.0	1	1/3	1.9	15	15.0	15	15	^	^
CZ*035M6D	ZS26KAE-TFD	460	3	60	6.2	48.0	1	1/3	1.9	15	15.0	15	15	^	^
CZ*X45M6B	MBA029KAA	208-230	1	60	22.0	118.0	1	1/3	3.5	33	59.0	50	60	11	47
CZ*045M6B	ZS29KAE-PFV	208-230	1	60	23.4	137.0	1	1/3	3.5	33	59.0	50	60	11	47
CZ*X45M6C	MBA029RAA	208-230	3	60	12.0	115.0	1	1/3	3.5	27	44.0	40	50	12	35
CZ*045M6C	ZS29KAE-TF5	208-230	3	60	18.4	114.0	1	1/3	3.5	27	44.0	40	50	12	35
CZ*X45M6D	MBA029SAA	460	3	60	6.0	62.0	1	1/3	1.9	15	29.0	20	35	11	23
CZ*045M6D	ZS29KAE-TFD	460	3	60	8.4	58.0	1	1/3	1.9	15	29.0	20	35	11	23
CZ*X50M6B	MBA033KAA	208-230	1	60	21.8	118.0	1	1/3	3.5	32	59.0	50	60	12	47
CZ*050M6B	ZS33KAE-PFV	208-230	1	60	23.0	146.0	1	1/3	3.5	32	59.0	50	60	12	47
CZ*X50M6C	MBA033RAA	208-230	3	60	12.2	115.0	1	1/3	3.5	29	44.0	45	60	12	35
CZ*050M6C	ZS33KAE-TF5	208-230	3	60	20.0	114.0	1	1/3	3.5	29	44.0	45	60	12	35
CZ*X50M6D	MBA033SAA	460	3	60	6.4	60.0	1	1/3	1.9	15	29.0	20	30	10	23
CZ*050M6D	ZS33KAE-TFD	460	3	60	9.0	52.0	1	1/3	1.9	15	29.0	20	30	10	23
CZ*X55M6B	MRA038KAA	208-230	1	60	28.8	169.0	1	1/3	3.5	40	59	50	60	12	47
CZ*055M6B	ZS38K4E-PFV	208-230	1	60	28.8	169.0	1	1/3	3.5	40	59.0	50	60	12	47

ELECTRICAL DATA: SCROLL COMPRESSOR MODELS

Model Number	Part Number	Power Supply			Compressor		Fan Motor			MCA		MOPD		Evap. Fan Amps	Defrost Heater Amps
		Volts	Ph	Hz [†]	RLA	LRA	Qty.	HP	FLA	Air/ IntelliGen™ Beacon II™	Elec.	Air/ IntelliGen™ Beacon II™	Elec.		
CZ*X55M6C	MRA038RAA	208-230	3	60	19.2	123.0	1	1/3	3.5	28	44	45	50	12	35
CZ*055M6C	ZS38K4E-TF5	208-230	3	60	19.2	123.0	1	1/3	3.5	28	44.0	45	50	12	35
CZ*X55M6D	MRA038SAA	460	3	60	8.7	62.0	1	1/3	1.9	15	29	20	30	10	23
CZ*055M6D	ZS38K4E-TFD	460	3	60	8.7	62.0	1	1/3	1.9	15	29.0	20	30	10	23
CZ*X60M6C	MRA045RAA	208-230	3	60	21.5	156.0	1	1/3	3.5	30	44	50	60	12	35
CZ*060M6C	ZS45K4E-TF5	208-230	3	60	21.5	156.0	1	1/3	3.5	30	44.0	50	60	12	35
CZ*X60M6D	MRA045SAA	460	3	60	8.3	70.0	1	1/3	1.9	15	29	20	30	10	23
CM*060M6D	ZS45K4E-TFD	460	3	60	8.3	70.0	1	1/3	1.9	15	29.0	20	30	10	23
CZ*006L6B	ZF03KAE-PFV	208-230	1	60	5.4	42.3	2	1/15	1.0	15	37.5	15	40	12.0	30
CZ*006L6C	ZF03KAE-TF5	200-230	3	60	3.7	31.7	2	1/15	1.0	15	23.8	15	25	9.0	19
CZ*008L6B	ZF04KAE-PFV	208-230	1	60	6.6	40.3	2	1/15	1.0	15	37.5	15	40	12.0	30
CZ*008L6C	ZF04KAE-TF5	200-230	3	60	6.0	55.4	2	1/15	1.0	15	23.8	15	25	9.0	19
CZ*008L6D	ZF04KAE-TFD	460	3	60	3.0	28.0	2	1/15	1.0	15	15.0	15	15	^	^
CZ*010L6B	ZF05KAE-PFV	208-230	1	60	7.8	55.0	2	1/15	1.0	15	37.5	15	40	12.0	30
CZ*010L6C	ZF05KAE-TF5	200-230	3	60	6.6	58.0	2	1/15	1.0	15	23.8	15	25	9.0	19
CZ*010L6D	ZF05KAE-TFD	460	3	60	2.9	28.0	2	1/15	1.0	15	15.0	15	15	^	^
CZ*020L6B	ZF06K4E-PFV	208-230	1	60	12.2	61.0	2	1/15	1.0	20	38.0	25	40	12.0	30
CZ*020L6C	ZF06K4E-TF5	208-230	3	60	8.3	55.0	2	1/15	1.0	15	24.0	15	25	9.0	19
CZ*020L6D	ZF06K4E-TFD	460	3	60	3.8	27.0	2	1/15	1.0	15	15.0	15	15	^	^
CZ*022L6B	ZF07KAE-PFV	208-230	1	60	12.4	75.0	2	1/15	1.0	20	37.5	25	40	12.0	30
CZ*022L6C	ZF07KAE-TF5	200-230	3	60	7.8	58.0	2	1/15	1.0	15	23.8	15	25	9.0	19
CZ*022L6D	ZF07KAE-TFD	460	3	60	3.6	28.0	2	1/15	1.0	15	15.0	15	15	^	^
CZ*025L6B	ZF08K4E-PFV	208-230	1	60	14.7	73.0	2	1/15	1.0	20	38.0	30	45	12.0	30
CZ*025L6C	ZF08K4E-TF5	208-230	3	60	8.7	63.0	2	1/15	1.0	15	29.0	20	30	11.0	23
CZ*025L6D	ZF08K4E-TFD	460	3	60	4.5	31.0	2	1/15	1.0	15	15.0	15	15	^	^
CZ*030L6B	ZF09K4E-PFV	208-230	1	60	14.7	88.0	2	1/15	1.0	20	38.0	30	45	12.0	30
CZ*030L6C	ZF09K4E-TF5	208-230	3	60	9.9	77.0	2	1/15	1.0	15	24.0	20	25	6.0	19
CZ*030L6D	ZF09K4E-TFD	460	3	60	5.1	39.0	2	1/15	1.0	15	15.0	15	15	^	^
CZ*035L6B	ZF11K4E-PFV	208-230	1	60	18.6	109.0	2	1/15	1.0	24	38.0	40	50	12.0	30
CZ*035L6C	ZF11K4E-TF5	208-230	3	60	10.9	88.0	2	1/15	1.0	15	29.0	25	30	6.0	23
CZ*035L6D	ZF11K4E-TFD	460	3	60	6.4	44.0	2	1/15	1.0	15	15.0	15	15	^	^
CZ*045L6B	ZF13K4E-PFV	208-230	1	60	24.0	129.0	1	1/3	3.5	34	45.0	50	60	11.0	30
CZ*045L6C	ZF13K4E-TF5	208-230	3	60	13.5	99.0	1	1/3	3.5	20	38.0	30	40	11.0	30
CZ*045L6D	ZF13K4E-TFD	460	3	60	7.4	49.5	1	1/3	1.9	15	24.0	15	25	9.0	19
CZ*055L6B	ZF15K4E-PFV	208-230	1	60	28.8	169.0	1	1/3	3.5	40	50.0	50	60	10.0	30
CZ*055L6C	ZF15K4E-TF5	208-230	3	60	17.0	123.0	1	1/3	3.5	25	37.5	40	50	10.0	30
CZ*055L6D	ZF15K4E-TFD	460	3	60	8.7	62.0	1	1/3	1.9	15	24.0	20	25	8.0	19
CZ*060L6C	ZF18K4E-TF5	208-230	3	60	19.6	156.0	1	1/3	3.5	28	44.0	45	50	12.0	35
CZ*060L6D	ZF18K4E-TFD	460	3	60	8.3	70.0	1	1/3	1.9	15	29.0	20	30	11.0	23

NOTES:

* = T for Outdoor, N for Indoor, S for IntelliGen™/Beacon II™

Model is obsolete. Data for informative purposes only

^ Power supplied by customer.

† Consult factory for 50 HZ applications.

Per UL and NEC, RLA values have been calculated by dividing the Maximum Continuous Current (MCC) by 1.56.

†R-448A/R-449A not available for 460/3/60 models.

PERFORMANCE DATA: SEMI-HERMETIC COMPRESSOR MODELS

Medium Temperature Models R-404A/R-507A

Model	Compressor	Capacity BTUH @ 90°F Ambient by SST						
		25°F	20°F	15°F	10°F	5°F	0°F	-5°F
CS*010M6	KAR-010E	9,680	8,730	7,930	7,260	6,500	5,890	5,000
CS*020M6	KAK-020E	16,890	15,110	13,590	12,260	11,070	9,940	8,690
CS*021M6	ERC-021E	19,930	17,400	15,800	14,300	12,800	11,840	10,220
CS*030M6	ERF-031E	30,880	28,310	25,730	23,180	20,690	18,260	15,950

Model	Compressor	Capacity BTUH @ 95°F Ambient by SST						
		25°F	20°F	15°F	10°F	5°F	0°F	-5°F
CS*010M6	KAR-010E	9,140	8,300	7,600	6,870	6,150	5,550	4,730
CS*020M6	KAK-020E	16,240	14,530	13,070	11,790	10,640	9,560	8,360
CS*021M6	ERC-021E	18,850	16,500	14,900	13,500	12,700	11,140	9,580
CS*030M6	ERF-031E	29,690	27,220	24,740	22,290	19,890	17,560	15,340

Model	Compressor	Capacity BTUH @ 100°F Ambient by SST						
		25°F	20°F	15°F	10°F	5°F	0°F	-5°F
CS*010M6	KAR-010E	8,680	7,950	7,110	6,410	5,780	5,220	4,450
CS*020M6	KAK-020E	15,590	13,950	12,550	11,320	10,210	9,180	8,030
CS*021M6	ERC-021E	17,840	16,280	14,870	13,440	11,970	10,450	8,940
CS*030M6	ERF-031E	28,500	26,130	23,750	21,400	19,090	16,860	14,730

Model	Compressor	Capacity BTUH @ 110°F Ambient by SST						
		25°F	20°F	15°F	10°F	5°F	0°F	-5°F
CS*010M6	KAR-010E	7,740	7,000	6,350	5,720	5,120	4,600	3,900
CS*020M6	KAK-020E	14,290	12,790	11,500	10,380	9,360	8,410	7,360
CS*021M6	ERC-021E	15,840	14,610	12,600	11,850	10,470	9,180	7,770
CS*030M6	ERF-031E	26,130	23,950	21,770	19,620	17,500	15,450	13,500

NOTES:

* = T for Outdoor, N for Indoor, S for IntelliGen™/Beacon II™

PERFORMANCE DATA: SEMI-HERMETIC COMPRESSOR MODELS

Low Temperature Models R-404A/R-507A

Model	Compressor	Capacity BTUH @ 90°F Ambient by SST						
		0°F	-5°F	-10°F	-20°F	-25°F	-30°F	-40°F
CS*005L6	KAN-005E	3,530	3,150	2,760	2,050	1,720	1,420	930
CS*008L6	KAM-007E	6,010	5,360	4,730	3,570	3,050	2,580	1,820
CS*010L6	KAJ-010E	7,770	6,990	6,240	4,830	4,190	3,610	2,640
CS*015L6	KAL-015E	11,780	10,600	9,470	7,340	6,370	5,500	4,020
CS*020L6	EAD-020E	13,780	12,290	10,860	8,260	7,120	6,100	4,470
CS*021L6	EAV-021E	15,120	13,660	12,200	9,420	8,140	6,980	5,160
CS*030L6	LAH-032E	22,600	20,320	18,090	13,810	11,830	9,970	6,780
CS*030E6	LAC-032E	-	-	-	16,780	14,570	12,540	9,010

Model	Compressor	Capacity BTUH @ 95°F Ambient by SST						
		0°F	-5°F	-10°F	-20°F	-25°F	-30°F	-40°F
CS*005L6	KAN-005E	3,310	2,940	2,580	1,900	1,580	1,300	830
CS*008L6	KAM-007E	5,520	4,900	4,320	3,280	2,810	2,390	1,620
CS*010L6	KAJ-010E	7,220	6,480	5,790	4,520	3,940	3,390	2,440
CS*015L6	KAL-015E	10,960	9,930	8,920	6,990	6,110	5,300	3,930
CS*020L6	EAD-020E	12,530	11,160	9,870	7,520	6,490	5,560	3,980
CS*021L6	EAV-021E	13,920	12,600	11,280	8,780	7,610	6,520	4,590
CS*030L6	LAH-032E	21,310	19,100	16,930	12,800	10,880	9,100	6,040
CS*030E6	LAC-032E	-	-	-	15,700	13,550	11,580	8,270

Model	Compressor	Capacity BTUH @ 100°F Ambient by SST						
		0°F	-5°F	-10°F	-20°F	-25°F	-30°F	-40°F
CS*005L6	KAN-005E	3,100	2,760	2,400	1,750	1,450	1,170	750
CS*008L6	KAM-007E	5,290	4,680	4,100	3,020	2,540	2,100	1,400
CS*010L6	KAJ-010E	6,900	6,180	5,470	4,160	3,570	3,030	2,150
CS*015L6	KAL-015E	10,520	9,460	8,410	6,440	5,540	4,700	3,300
CS*020L6	EAD-020E	12,140	10,730	9,400	6,970	5,920	4,980	3,530
CS*021L6	EAV-021E	13,390	12,110	10,810	8,260	7,060	5,940	4,050
CS*030L6	LAH-032E	20,020	17,890	15,790	11,790	9,940	8,230	5,300
CS*030E6	LAC-032E	-	-	-	14,630	12,530	10,640	7,540

Model	Compressor	Capacity BTUH @ 110°F Ambient by SST						
		0°F	-5°F	-10°F	-20°F	-25°F	-30°F	-40°F
CS*005L6	KAN-005E	2,680	2,360	2,030	1,440	1,160	900	520
CS*008L6	KAM-007E	4,560	4,010	3,470	2,480	2,030	1,620	970
CS*010L6	KAJ-010E	6,040	5,370	4,720	3,510	2,960	2,470	1,660
CS*015L6	KAL-015E	9,290	8,320	7,370	5,560	4,710	3,930	2,580
CS*020L6	EAD-020E	10,510	9,210	7,950	6,000	4,720	3,880	2,610
CS*021L6	EAV-021E	11,670	10,570	9,450	7,130	5,990	4,900	2,950
CS*030L6	LAH-032E	17,480	15,490	13,530	9,800	8,080	6,490	3,750
CS*030E6	LAC-032E	-	-	-	12,510	10,510	8,760	6,090

NOTES:

* = T for Outdoor, N for Indoor, S for IntelliGen™/Beacon II™

UNIT SPECIFICATIONS: SEMI-HERMETIC COMPRESSOR MODELS

Model	Fig. ++	Compressor	Connections (ID)		Receiver 90% Full Lbs.	Fan(s)	Dimensions			Net. Wt. Lbs.	Sound Data dBA [†]
			Liquid	Suction			D (In.)	W (In.)	H (In.)		
CS*010M6	A	KAR-010E	3/8	5/8	5.5	1	28-1/4	23-3/4	17-1/4	178	67
CS*020M6	B	KAK-020E	3/8	7/8	9.0	2	28-1/4	37-3/4	17-1/4	189	69
CS*021M6	B	ERC-021E	3/8	7/8	9.0	2	28-1/4	37-3/4	17-1/4	301	70
CS*030M6	D	ERF-031E	1/2	7/8	20.0	1	30-1/4	42-1/2	29-3/4	397	71
CS*005L6	A	KAN-005E	3/8	1/2	5.5	1	28-1/4	23-3/4	17-1/4	172	67
CS*008L6	A	KAM-007E	3/8	5/8	5.5	1	28-1/4	23-3/4	17-1/4	172	67
CS*010L6	A	KAJ-010E	3/8	5/8	5.5	1	28-1/4	23-3/4	17-1/4	178	67
CS*015L6	B	KAL-015E	3/8	7/8	9.0	2	28-1/4	37-3/4	17-1/4	225	69
CS*020L6	B	EAD-020E	3/8	7/8	9.0	2	28-1/4	37-3/4	17-1/4	291	70
CS*021L6	B	EAV-021E	3/8	7/8	9.0	2	28-1/4	37-3/4	17-1/4	301	70
CS*030L6	C	LAH-032E	1/2	7/8	14.0	2	28-1/4	37-3/4	19-3/4	357	71
CS*030E6	C	LAC-032E	1/2	7/8	14.0	2	28-1/4	37-3/4	19-3/4	391	71

NOTES:

* = T for Outdoor, N for Indoor, S for IntelliGen™/Beacon II™

++ = See Dimensional Drawings for details

† = Estimated sound pressure values are 10 feet from the unit. For estimating sound pressure from the unit at different distances, deduct the following from the unit values: 20 feet, deduct 6 dBA; for 40 feet, deduct 12 dBA; for 80 feet, deduct 18 dBA. This data is typical of "free field" conditions for horizontal air cooled condensing units at the outlet of the discharge air. The actual sound measurements may vary depending on the condensing unit installation. Factors such as reflecting walls, background noise and mounting conditions may have a significant influence on this data.

AWEF Values: Medium/High Temperature Condensing Units - Cooler Application

Model	INDOOR				OUTDOOR / IntelliGen™/BEACON II™			
	R-404A/ R-507A	R-407A/F	R-407C	R-448A/ R-449A	R-404A/ R507A	R-407A/F	R-407C	R-448A/ R-449A
CS*010M6	4.78	-	-	-	6.74	-	-	-
CS*020M6	4.89	-	-	-	7.04	-	-	-
CS*021M6	5.14	-	-	-	7.97	-	-	-
CS*030M6	5.75	-	-	-	8.14	-	-	-

These refrigeration systems are designed and certified for use in walk-in cooler applications.

NOTES:

* = T for Outdoor, N for Indoor, S for IntelliGen™/Beacon II™

- = Compressor is not rated for this refrigerant

ELECTRICAL DATA: SEMI-HERMETIC COMPRESSOR MODELS

Model Number	Part Number	Power Supply			Compressor		Fan Motor			MCA		MOPD		Evap. Fan Amps	Defrost Heater Amps
		Volts	Ph	Hz [†]	RLA	LRA	Qty.	HP	FLA	Air/ IntelliGen™/ Beacon II™	Elec.	Air/ IntelliGen™/ Beacon II™	Elec.		
CS*010M6B	KARB-010E-CAV	208-230	1	60	6.4	40.0	1	1/15	0.5	15	20	15	20	7.0	15
CS*010M6C	KARA-010E-TAC	208-230	3	60	3.8	27.0	1	1/15	0.5	15	20	15	20	9.0	15
CS*020M6B	KAKB-021E-CAV	208-230	1	60	9.1	55.0	2	1/15	1.0	15	24	20	25	6.0	19
CS*020M6C	KAKA-020E-TAC	208-230	3	60	5.8	50.0	2	1/15	1.0	15	24	15	25	9.0	19
CS*021M6C	ERCA-021E-TAC	208-230	3	60	7.9	46.0	2	1/15	1.0	15	24	15	25	9.0	19
CS*021M6D	ERCA-020E-TAD	460	3	60	3.1	23.0	2	1/15	1.0	15	15	15	15	^	^
CS*030M6C	ERFA-031E-TAC	208-230	3	60	11.2	82.0	1	1/3	3.5	20	38	25	40	12.0	30
CS*030M6D	ERFA-031E-TAD	460	3	60	5.2	41.0	1	1/3	1.9	15	15	15	15	^	^
CS*005L6B	KANB-005E-CAV	208-230	1	60	3.1	24.0	1	1/15	0.5	15	20	15	20	9.0	15
CS*005L6C	KANA-006E-TAC	208-230	3	60	2.0	13.2	1	1/15	0.5	15	20	15	20	9.6	15
CS*008L6B	KAMB-007E-CAV	208-230	1	60	5.1	36.0	1	1/15	0.5	15	20	15	20	8.0	15
CS*008L6C	KAMA-007E-TAC	208-230	3	60	2.9	19.9	1	1/15	0.5	15	20	15	20	9.0	15
CS*010L6B	KAJB-010E-CAV	208-230	1	60	6.2	40.0	1	1/15	0.5	15	20	15	20	8.0	15
CS*010L6C	KAJA-011E-TAC	208-230	3	60	4.1	27.0	1	1/15	0.5	15	20	15	20	9.0	15
CS*015L6B	KALB-015E-CAV	208-230	1	60	8.9	55.0	2	1/15	1.0	15	24	20	25	8.0	19
CS*015L6C	KALA-016E-TAC	208-230	3	60	6.0	50.0	2	1/15	1.0	15	20	15	20	7.6	15
CS*015L6D	KALA-016E-TAD	460	3	60	3.1	25.0	2	1/15	1.0	15	20	15	20	9.0	15
CS*020L6C	EADA-020E-TAC	208-230	3	60	6.1	46.0	2	1/15	1.0	15	20	15	20	7.0	15
CS*021L6B	EAVB-021E-CAV	208-230	1	60	13.2	102.0	2	1/15	1.0	20	29	30	30	4.0	23
CS*021L6C	EAVA-021E-TAC	208-230	3	60	6.6	50.0	2	1/15	1.0	15	20	15	20	7.0	15
CS*021L6D	EAVA-021E-TAD	460	3	60	2.9	26.6	2	1/15	1.0	15	20	15	20	9.0	15
CS*030L6C	LAHA-032E-TAC	208-230	3	60	11.5	112.0	2	1/15	1.0	20	29	25	35	12.0	23
CS*030L6D	LAHA-032E-TAD	460	3	60	5.4	56.0	2	1/15	1.0	15	15	15	15	^	^
CS*030E6C	LACA-032E-TAC	208-230	3	60	11.5	112.0	2	1/15	1.0	20	29	25	35	12.0	23
CS*030E6D	LACA-032E-TAD	460	3	60	5.4	56.0	2	1/15	1.0	15	15	15	15	^	^

NOTES:

* = T for Outdoor, N for Indoor, S for IntelliGen™/Beacon II™

^ Power supplied by customer.

† Consult factory for 50 HZ applications.

Per UL and NEC, RLA values have been calculated by dividing the Maximum Continuous Current (MCC) by 1.56.

Replacement Parts

Replacement Parts List				
Model	PSC Motor	EC Motor	Fan Blade	Orbus Controller
A, B, C Cabinet	25309101, 230/1	25319201, 230/1	22901601, 14"	28962001
D Cabinet	25309001, 230/1 25309002, 460/1	25319101, 230/1	7173156, 22"	28962001

Unit Model Number	Compressor Model	Service Part Number
CZ*X10M6B	MPA010KAA.A58LEXS	21518201S
CZ*X10M6C	MPA010RAA.A58LEXS	21518202S
CZ*X10M6D	MPA010SAA.A58LEXS	21518203S
CZ*X15M6B	MPA013KAA.A58LEXS	21518204S
CZ*X15M6C	MPA013RAA.A58LEXS	21518205S
CZ*X15M6D	MPA013SAA.A58LEXS	21518206S
CZ*X20M6B	MPA015KAA.A58LEXS	21518207S
CZ*X20M6C	MPA015RAA.A58LEXS	21518208S
CZ*X20M6D	MPA015SAA.A58LEXS	21518209S
CZ*X25M6B	MPA019KAA.A58LEXS	21518210S
CZ*X25M6C	MPA019RAA.A58LEXS	21518211S
CZ*X25M6D	MPA019SAA.A58LEXS	21518212S
CZ*X30M6B	MBA021KAA.A58LEXS	21518213S
CZ*X30M6C	MBA021RAA.A58LEXS	21518214S
CZ*X30M6D	MBA021SAA.A58LEXS	21518215S
CZ*X35M6B	MBA026KAA.A58LEXS	21518216S
CZ*X35M6C	MBA026RAA.A58LEXS	21518217S
CZ*X35M6D	MBA026SAA.A58LEXS	21518218S
CZ*X45M6B	MBA029KAA.A58LEXS	21518219S
CZ*X45M6C	MBA029RAA.A58LEXS	21518220S
CZ*X45M6D	MBA029SAA.A58LEXS	21518221S
CZ*X50M6B	MBA033KAA.A58LEXS	21518222S
CZ*X50M6C	MBA033RAA.A58LEXS	21518223S
CZ*X50M6D	MBA033SAA.A58LEXS	21518224S
CZ*X55M6B	MRA038KAA.A58LEXS	21518225S
CZ*X55M6C	MRA038RAA.A58LEXS	21518226S
CZ*X55M6D	MRA038SAA.A58LEXS	21518227S
CZ*X60M6C	MRA045RAA.A58LEXS	21518228S
CZ*X60M6D	MRA045SAA.A58LEXS	21518229S

Right source. Right parts. Right now.

InterLink™ is your link to a complete line of dependable and certified commercial refrigeration parts, accessories and innovative electronic controls for all Chandler equipment. At InterLink, we provide our wholesalers with a comprehensive selection of product solutions and innovative technologies for the installed customer base. And every product is built to ensure the same high performance standards with which all Heatcraft Refrigeration Products brands are built — backed by a dedicated team to serve every customer need, delivering at the best lead times in the industry.



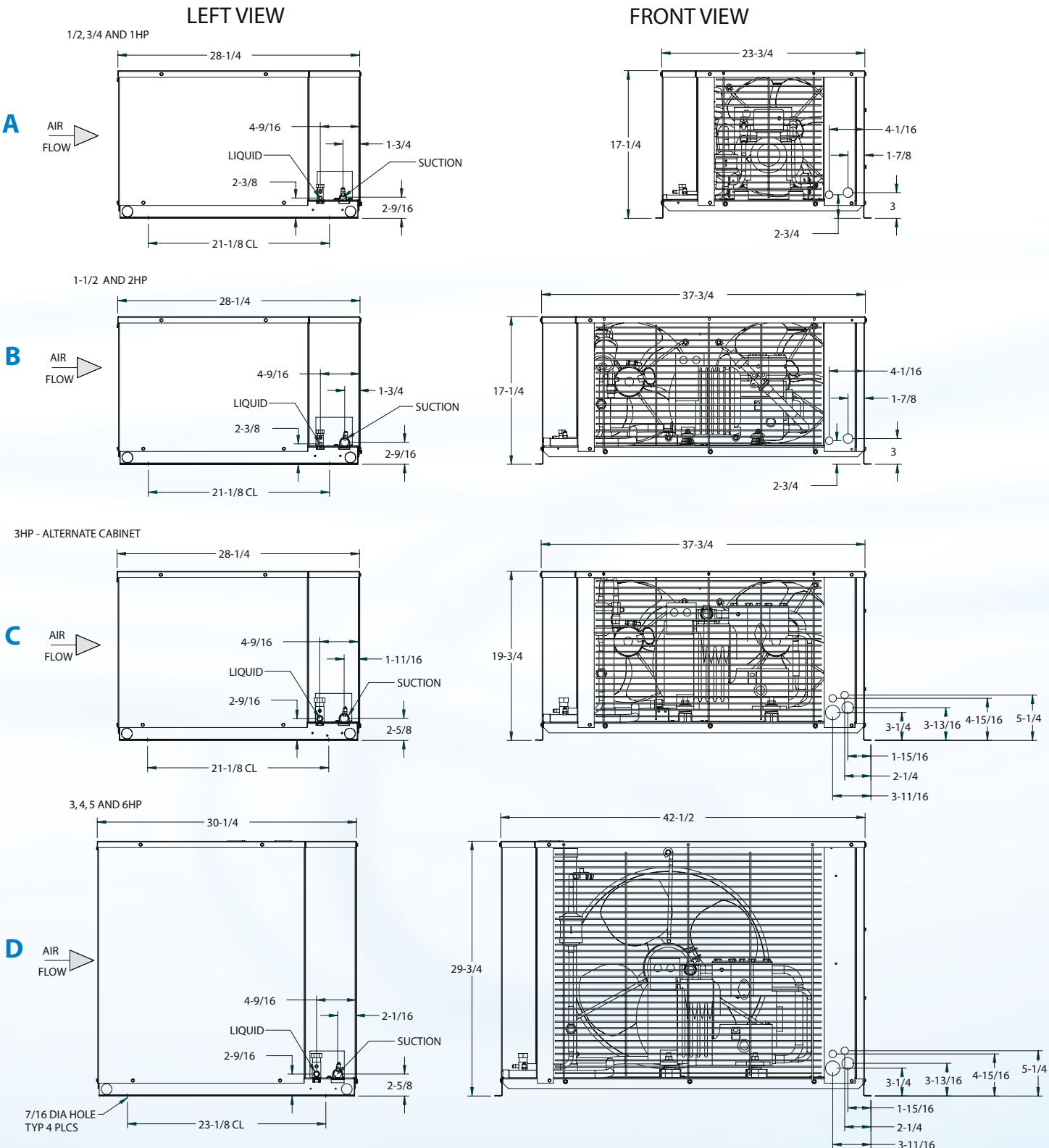
www.interlinkparts.com
800.686.7278

Dependable. Versatile. Courteous.

Finally, one simple source for all your replacement needs from a name you can trust.

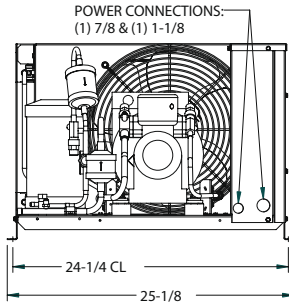
Dimensional Drawings

OUTDOOR

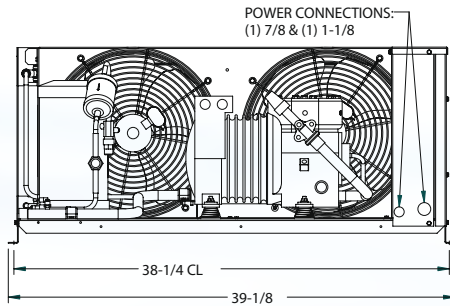


FRONT VIEW

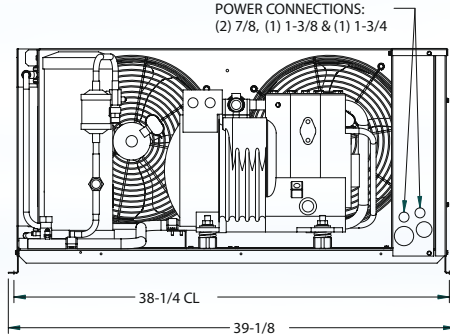
A



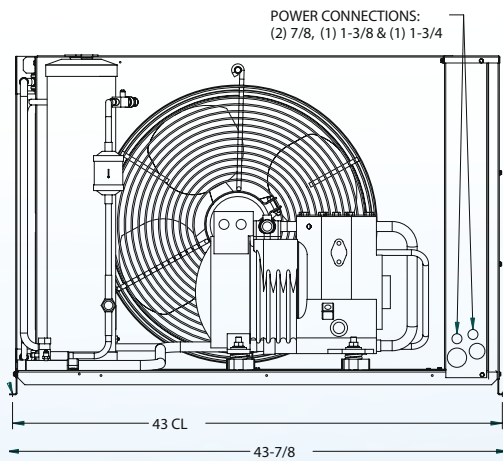
B



C



D



Notes



2175 West Park Place Blvd. · Stone Mountain, GA 30087
Phone: 800.537.7775 · Fax: 770.465.5900
heatcraftprd.com



Since product improvement is a continuing effort, we reserve the right to make changes in specifications without notice.

CH-HTSTB-1118 | Version 001