BOHN

BN-HTS | **MAY 2025**
Replaces March 2025

1/2 - 6 HP AIR-COOLED CONDENSING UNITS

Technical Guide

Now including A2L DOE compliant models

TABLE OF CONTENTS

3 Features & Benefits
4 Nomenclature
4 Preferred Option Packages
5 Standard Features
6 Performance Data Scroll Compressors
- 6 A2L Medium Temperature/R-454
- 8 A2L Medium Temperature/R-454C
- 10 A2L Medium Temperature/R-455A
- 12 A1 Medium Temperature R-404A/R-507A
- 14 A1 Medium Temperature R-448A/R-449A
- 16 A1 Medium Temperature/R-407A/407F
- 18 A1 Medium Temperature/R-407C
- 20 A2L Low Temperature/R-454A
- 22 A2L Medium Temperature/R-454C
- 24 A2L Low Temperature/R-455A
- 26 A1 Low Temperature R-404A/R-507A
- 28 A1 Low Temperature R-448A/R-449A
- 30 A1 Low Temperature R-407A/407F
- 32 A1 Medium Temperature/R-407C

34 Unit Specifications
36 Electrical Data Scroll Compressors
- 36 A2L Medium Temperature Copeland Scroll
- 38 A1 Medium Temperature Copeland Scroll
- 40 A1 Medium Temperature LG Scroll
- 41 A2L Low Temperature Copeland Scroll
- 42 A1 Low Temperature Copeland Scroll

43 AWEF Medium Temperature
- 43 A2L Medium Temperature Copeland Scroll/Outdoor
- 45 A1 Medium Temperature Copeland Scroll Indoor/Outdoor
- 47 A1 Medium Temperature LG Scroll Indoor/Outdoor
- 48 A2L Low Temperature Copeland Scroll/Outdoor
- 49 A1 Low Temperature Copeland Scroll Indoor/Outdoor

50 Models Not Available for Ordering
- 50 Medium Temperature Hermetic R-404A/R-507A
- 51 Medium Temperature Hermetic R-448A/R-449A
- 52 Medium Temperature Hermetic R-407A
- 53 Low Temperature Hermetic R-404A/R-507A
- 54 Unit Specifications
- 55 Medium and Low Temperature Hermetic
- 56 AWEF Medium and Low Temperatures

57 Replacement Parts
59 Dimensional Drawings

FEATURES & BENEFITS

CABINET AND CONSTRUCTION

- Microchannel coil technology standard on all units
- Painted steel cabinets for superior strength and corrosion protection
- Heavy duty, steel, 1-1/2” tall base

SERVICEABILITY

- Angled Base Valves for improved serviceability
- Suction service valves for scroll compressors located outside the cabinet for quick installations.
- Receiver with fusible plug, liquid shutoff valve and charging port is standard
- Large electrical panel for ease of access
- Prefabricated wiring harnesses for tight crimp connections and consistent labeling
- Unit stays on if the hood is removed for servicing
- Sight glass is easily viewable

QUALITY

- All units are completely leak tested in a helium environment, bump tested and allowed to cycle off on the high and low pressure control. Each unit has a copy of the run data shipped inside the electrical panel
- Electrical circuits are completely checked for continuity
- Piping is laid out to minimize stress and vibration and is pre-bent to eliminate leaks
- Encapsulated, auto-reset, high and low pressure controls to eliminate leaks (adjustable low pressure control standard on all models)

A2L FEATURES AND OPTION

- A2L and A1 dual refrigerants compatible models
- Condenser grill to protect coil
- Base valve cover to protect valves
- Red tags on base valves and connection points as indicators for A2L refrigerants
- A2L labels to meet regulatory requirement

OUTSTANDING FEATURES

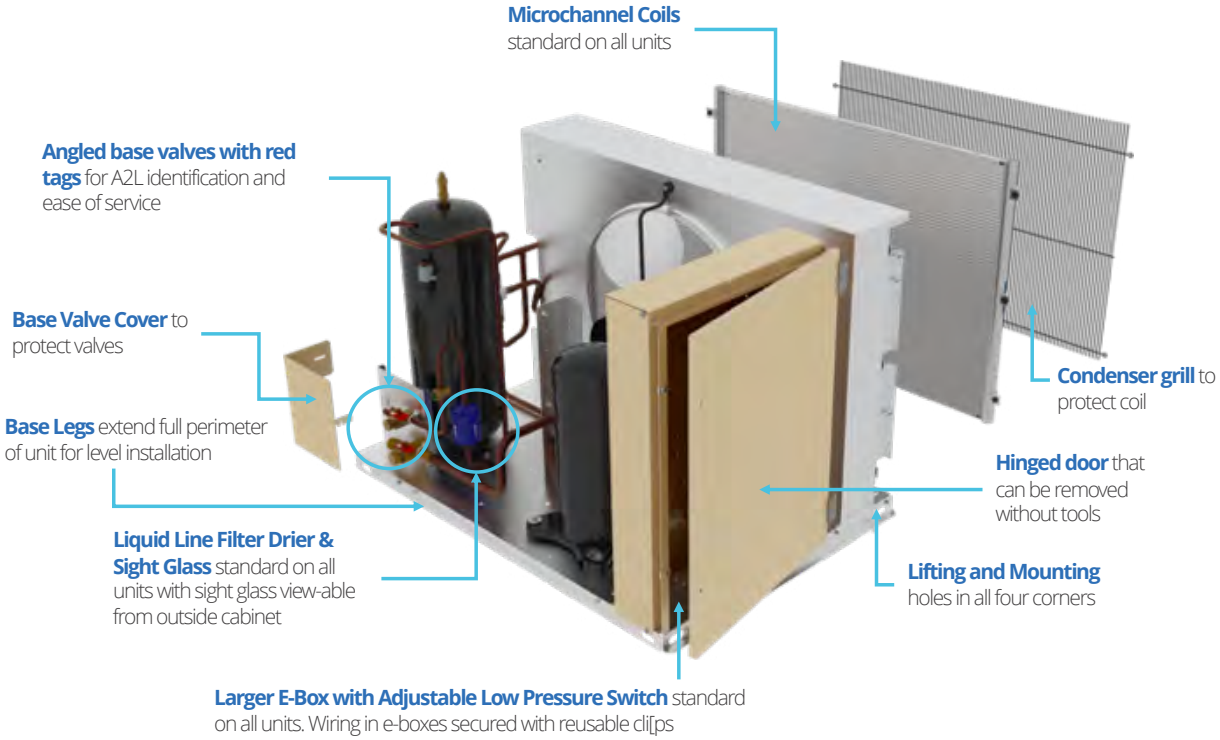

NOMENCLATURE

BRAND
B = Bohn

CONDENSING UNIT STYLE
H = Outdoor Horizontal
N = Indoor*

TEMP RANGE
M = Medium Temperature
L = Low Temperature

REVISION

COMPRESSOR STYLE
H = Hermetic±
Z = A1 Scroll
Y = A2L/A1 Scroll

B C H 0010 M C A L Z A0000

PRODUCT IDENTIFIER
C = Condensing Unit

HP
0005,0006 = ½ hp
0008,0009= ¾ hp
0010 = 1 hp
001* = 1 ½ hp
002* = 2 hp
003* = 3 hp
004* = 4 hp
005* = 5 hp
0060 = 6 hp

VOLTAGE
B = 208-230/1/60
C = 208-230/3/60
D = 460/3/60
E = 575/3/60

COMPRESSOR MANUFACTURER
C = Copeland
L = LG

FACTORY INSTALLED OPTION PACKAGES
A#### = Preferred Option Packages
C#### = A la Carte Options
X#### = Custom Option Packages

PREFERRED OPTION PACKAGES:

Please see Price Book or The HUB for availability

Package	Description (standard base model features + indicated option below)
A0000	Standard Base
A0100	Timer-Air
A0200	Timer-Elec
A0300	Timer Contactor
A0400	intelliGen™
A0800	Timer-Air-Paragon + Aluminum Fin/CopperTube Coil
A0900	intelliGen™ + Suction Filter
A1000	Accumulator
A1200	R-404A Precharge
A1204	R-448A Precharge

Notes:
* = A1 Only
± = Limited Availability

STANDARD FEATURES

Microchannel Coil

Fixed Head Pressure Control Valve, A1 only model, Z Scroll
- Low temp - Revision A 100 psi
- Med. temp - Revision A 145 psi
- Low temp - Revision B 145 psi

Fixed Head Pressure Control Valve, A2L/A1 model, Y Scroll
- Low temp - Revision A 145 psi
- Med. temp - Revision A 145 psi

Adjustable Low Pressure Control

Fixed High Pressure Control

Sealed Liquid Line Drier (new)

Liquid Line Sight Glass (new)

Liquid Line and Suction Line Base Valves

Painted Steel Cabinet (outdoor and indoor models)

Removable & Hinged E-box Door with Captive Fasteners

ELECTRICAL OPTIONS

Option	Outdoor	Indoor
Fixed low pressure control	**Option**	**Option**
Air or Electric defrost timer only	**Option**	**Option**
intelliGen™/Beacon II™	**Option**	**N/A**
Crankcase Heater	**Standard**	**Option**
Dual pressure control (not available with intelliGen™/Beacon II™ or Low Ambient Kit)	**Option**	**Option**
Electric defrost with timer & contactors (C3 cabinet)	**Option**	**Option**
Fused disconnect	**Option**	**Option**
Phase loss / low voltage monitor (not available with intelliGen™/Beacon II™ or Low Ambient Kit)	**Option**	**Option**
Smart Defrost Kit™ (Factory-Installed)	**Option**	**Option**
Variable speed EC (VSEC) motors with Orbus controller	**Option**	**Option**

MECHANICAL OPTIONS

Option	Outdoor	Indoor
Adjustable Head Pressure Valve	**Option**	**Option**
12” Extended legs	**Option**	**Option**
Liquid line drier, sight glass	**Standard**	**Standard**
Liquid line solenoid valve and pumpdown switch (not available with intelliGen™/Beacon II™)	**Option**	**Option**
Low ambient kit with heated and insulated receiver, Time Delay relay	**Option**	**N/A**
Oil separator with discharge line check valve (C3 cabinet)	**Option**	**Option**
Oversize receiver (C2 & C3 cabinets)	**Option**	**Option**
Precharged refrigerant with quick connect fittings	**Option**	**Option**
Replaceable core liquid line filter (C3 cabinet)	**Option**	**Option**
Replaceable core suction line filter (C3 cabinet)	**Option**	**Option**

A2L PERFORMANCE DATA – R-454A

Medium Temperature Models - Scroll Compressors

Please consult AWEF table on pages 43-44 to confirm DOE compliance per model

R-454A		Capacity BTUH @ 90°F Ambient by SST									
Model	Compressor	+40°F	+35°F	+30°F	+25°F	+20°F	+15°F	+10°F	+5°F	+0°F	-20°F
BCH0005M^ACY	YB06KAE	10,160	9,250	8,400	7,610	6,880	6,200	5,580	5,000	4,480	—
BCH0008M^ACY	YB07KAE	11,250	10,220	9,250	8,370	7,540	6,790	6,090	5,450	4,860	—
BCH0009M^ACY	YB08KAE	13,500	12,370	11,300	10,270	9,340	8,450	7,630	6,880	6,180	—
BCH0010M^ACY	YS09KAE	14,740	13,530	12,380	11,280	10,230	9,280	8,380	7,540	6,780	4,330
BCH0012M^ACY	YS11KAE	18,940	17,280	15,710	14,230	12,850	11,580	10,400	9,310	8,330	—
BCH0015M^ACY	YS12KAE	21,390	19,590	17,840	16,200	14,670	13,260	11,940	10,720	9,610	5,680
BCH0020M^ACY	YS14KAE	25,020	22,960	20,980	19,140	17,380	15,740	14,220	12,800	11,490	7,020
BCH0025M^ACY	YS16KAE	27,360	25,140	23,030	20,990	19,120	17,380	15,700	14,170	12,750	8,060
BCH0027M^ACY	YS19KAE	35,120	32,130	29,290	26,620	24,120	21,810	19,660	17,680	15,850	—
BCH0030M^ACY	YS21KAE	38,790	35,490	32,370	29,430	26,690	24,140	21,770	19,590	17,580	10,790
BCH0035M^ACY	YS24KAE	42,440	38,920	35,560	32,330	29,350	26,570	23,980	21,590	19,380	14,780
BCH0045M^ACY	YS26KAE	47,310	43,440	39,710	36,250	32,930	29,850	26,960	24,290	21,820	13,660
BCH0050M^ACY	YS30KAE	51,590	47,420	43,450	39,610	36,130	32,850	29,720	26,840	24,180	13,450
BCH0055M^ACY	YS33KAE	57,780	53,320	49,020	44,920	41,040	37,340	33,950	30,770	27,740	15,480
BCH0060M^ACY	YS40KAE	65,530	60,760	56,220	51,670	47,330	43,230	39,340	35,670	32,300	18,440

R-454A		Capacity BTUH @ 95°F Ambient by SST									
Model	Compressor	+40°F	+35°F	+30°F	+25°F	+20°F	+15°F	+10°F	+5°F	+0°F	-20°F
BCH0005M^ACY	YB06KAE	9,830	8,950	8,130	7,370	6,660	6,000	5,400	4,840	4,340	2,680
BCH0008M^ACY	YB07KAE	10,840	9,840	8,910	8,050	7,260	6,530	5,860	5,240	4,680	—
BCH0009M^ACY	YB08KAE	13,030	11,950	10,910	9,930	9,030	8,170	7,380	6,650	5,980	3,780
BCH0010M^ACY	YS09KAE	14,230	13,070	11,950	10,900	9,890	8,980	8,100	7,300	6,560	4,200
BCH0012M^ACY	YS11KAE	18,340	16,740	15,210	13,780	12,440	11,210	10,060	9,020	8,070	5,080
BCH0015M^ACY	YS12KAE	20,710	18,970	17,270	15,690	14,210	12,840	11,560	10,390	9,310	5,890
BCH0020M^ACY	YS14KAE	24,210	22,220	20,310	18,530	16,830	15,250	13,770	12,400	11,140	7,060
BCH0025M^ACY	YS16KAE	26,450	24,320	22,270	20,310	18,510	16,830	15,200	13,720	12,350	7,880
BCH0027M^ACY	YS19KAE	34,050	31,160	28,410	25,820	23,400	21,160	19,080	17,150	15,390	9,710
BCH0030M^ACY	YS21KAE	37,590	34,390	31,370	28,520	25,870	23,400	21,110	19,000	17,050	10,790
BCH0035M^ACY	YS24KAE	41,030	37,680	34,400	31,320	28,430	25,740	23,240	20,930	18,790	11,910
BCH0045M^ACY	YS26KAE	45,800	42,060	38,470	35,130	31,910	28,920	26,130	23,550	21,160	13,510
BCH0050M^ACY	YS30KAE	49,850	45,840	42,010	38,330	34,910	31,800	28,780	26,000	23,440	15,040
BCH0055M^ACY	YS33KAE	55,770	51,490	47,350	43,420	39,670	36,120	32,850	29,780	26,860	17,370
BCH0060M^ACY	YS40KAE	63,150	58,590	54,240	49,870	45,700	41,760	38,030	34,490	31,250	20,290

Notes:
^ B = 208-230/1/60, C = 208-230/3/60, D = 460/3/60, E = 575/3/60
g. Must use round tube plate fin coil
20°F Max Superheat

A2L PERFORMANCE DATA – R-454A

Medium Temperature Models - Scroll Compressors (Cont.)

Please consult AWEF table on pages 43-44 to confirm DOE compliance per model

R-454A		Capacity BTUH @ 100°F Ambient by SST									
Model	Compressor	+40°F	+35°F	+30°F	+25°F	+20°F	+15°F	+10°F	+5°F	+0°F	-20°F
BCH0005M^ACY	YB06KAE	9,490	8,650	7,860	7,120	6,430	5,800	5,220	4,680	4,190	2,600
BCH0008M^ACY	YB07KAE	10,430	9,460	8,560	7,740	6,980	6,270	5,630	5,040	4,500	—
BCH0009M^ACY	YB08KAE	12,560	11,520	10,520	9,580	8,720	7,890	7,130	6,430	5,780	3,680
BCH0010M^ACY	YS09KAE	13,710	12,590	11,520	10,510	9,540	8,660	7,820	7,050	6,340	4,090
BCH0012M^ACY	YS11KAE	17,740	16,180	14,710	13,320	12,030	10,840	9,730	8,720	7,800	4,950
BCH0015M^ACY	YS12KAE	20,030	18,350	16,690	15,170	13,740	12,420	11,190	10,060	9,020	5,730
BCH0020M^ACY	YS14KAE	23,380	21,470	19,620	17,920	16,270	14,740	13,320	12,000	10,780	6,860
BCH0025M^ACY	YS16KAE	25,520	23,470	21,510	19,620	17,890	16,260	14,700	13,270	11,940	7,650
BCH0027M^ACY	YS19KAE	32,960	30,160	27,510	25,010	22,660	20,490	18,480	16,610	14,900	9,420
BCH0030M^ACY	YS21KAE	36,370	33,260	30,340	27,600	25,030	22,650	20,440	18,400	16,520	10,480
BCH0035M^ACY	YS24KAE	39,670	36,430	33,260	30,290	27,500	24,910	22,490	20,250	18,190	11,570
BCH0045M^ACY	YS26KAE	44,260	40,660	37,200	33,970	30,860	27,980	25,290	22,790	20,490	13,120
BCH0050M^ACY	YS30KAE	48,080	44,240	40,550	37,020	33,780	30,740	27,820	25,150	22,680	14,610
BCH0055M^ACY	YS33KAE	53,710	49,610	45,640	41,860	38,270	34,870	31,720	28,770	25,960	16,850
BCH0060M^ACY	YS40KAE	60,700	56,350	52,200	48,020	44,040	40,260	36,680	33,290	30,170	19,660

R-454A		Capacity BTUH @ 110°F Ambient by SST									
Model	Compressor	+40°F	+35°F	+30°F	+25°F	+20°F	+15°F	+10°F	+5°F	+0°F	-20°F
BCH0005M^ACY	YB06KAE	8,810	8,030	7,300	6,610	5,980	5,390	4,850	4,360	3,900	2,440
BCH0008M^ACY	YB07KAE	9,590	8,690	7,860	7,100	6,400	5,760	5,160	4,630	4,140	—
BCH0009M^ACY	YB08KAE	11,590	10,630	9,730	8,870	8,070	7,310	6,620	5,970	5,380	3,480
BCH0010M^ACY	YS09KAE	12,640	11,620	10,650	9,720	8,840	8,030	7,250	6,550	5,900	3,860
BCH0012M^ACY	YS11KAE	16,500	15,050	13,680	12,400	11,200	10,090	9,070	8,130	7,280	4,680
BCH0015M^ACY	YS12KAE	18,610	17,020	15,520	14,110	12,780	11,560	10,420	9,380	8,420	5,410
BCH0020M^ACY	YS14KAE	21,670	19,870	18,240	16,650	15,120	13,710	12,390	11,170	10,050	6,440
BCH0025M^ACY	YS16KAE	23,600	21,720	19,920	18,190	16,590	15,090	13,650	12,330	11,110	7,170
BCH0027M^ACY	YS19KAE	30,720	28,120	25,650	23,320	21,140	19,120	17,230	15,490	13,900	8,780
BCH0030M^ACY	YS21KAE	33,780	30,940	28,240	25,690	23,310	21,110	19,050	17,160	15,420	9,840
BCH0035M^ACY	YS24KAE	36,870	33,880	30,930	28,180	25,590	23,190	20,950	18,880	16,970	10,860
BCH0045M^ACY	YS26KAE	41,080	37,700	34,550	31,590	28,700	26,030	23,540	21,230	19,100	12,310
BCH0050M^ACY	YS30KAE	44,440	40,920	37,550	34,320	31,350	28,550	25,860	23,410	21,140	13,740
BCH0055M^ACY	YS33KAE	49,430	45,700	42,100	38,650	35,360	32,260	29,370	26,670	24,090	15,780
BCH0060M^ACY	YS40KAE	55,630	51,910	47,970	44,190	40,570	37,140	33,810	30,800	—	18,390

Notes:
^ B = 208-230/1/60, C = 208-230/3/60, D = 460/3/60, E = 575/3/60
g. Must use round tube plate fin coil
20°F Max Superheat

A2L PERFORMANCE DATA – R-454C

Medium Temperature Models - Scroll Compressors

Please consult AWEF table on pages 43-44 to confirm DOE compliance per model

R-454C		Capacity BTUH @ 90°F Ambient by SST									
Model	Compressor	+40°F	+35°F	+30°F	+25°F	+20°F	+15°F	+10°F	+5°F	+0°F	-20°F
BCH0005M^ACY	YB06KAE	8,760	7,980	7,250	6,560	5,930	5,340	4,800	4,300	3,850	—
BCH0008M^ACY	YB07KAE	9,580	8,690	7,870	7,100	6,400	5,740	5,150	4,600	4,100	—
BCH0009M^ACY	YB08KAE	11,660	10,680	9,750	8,860	8,050	7,280	6,570	5,910	5,300	—
BCH0010M^ACY	YS09KAE	12,740	11,700	10,700	9,750	8,850	8,030	7,240	6,510	5,840	—
BCH0012M^ACY	YS11KAE	16,430	14,990	13,630	12,350	11,150	10,040	9,010	8,060	7,200	—
BCH0015M^ACY	YS12KAE	18,540	16,980	15,450	14,030	12,690	11,460	10,310	9,240	8,270	—
BCH0020M^ACY	YS14KAE	21,720	19,910	18,170	16,560	15,020	13,590	12,250	11,020	9,880	—
BCH0025M^ACY	YS16KAE	23,770	21,830	19,980	18,200	16,580	15,040	13,570	12,220	10,980	—
BCH0027M^ACY	YS19KAE	30,520	27,910	25,420	23,090	20,910	18,890	17,010	15,270	13,680	—
BCH0030M^ACY	YS21KAE	33,610	30,730	28,020	25,460	23,070	20,860	18,790	16,890	15,140	—
BCH0035M^ACY	YS24KAE	36,770	33,690	30,790	27,980	25,380	22,970	20,710	18,630	16,710	—
BCH0045M^ACY	YS26KAE	40,800	37,440	34,220	31,230	28,350	25,690	23,200	20,890	18,750	—
BCH0050M^ACY	YS30KAE	44,700	41,090	37,640	34,320	31,260	28,430	25,700	23,190	20,860	—
BCH0055M^ACY	YS33KAE	49,930	46,150	42,390	38,810	35,420	32,210	29,250	26,450	23,850	—
BCH0060M^ACY	YS40KAE	56,780	52,580	48,600	44,620	40,830	37,260	33,890	30,710	27,790	—

R-454C		Capacity BTUH @ 95°F Ambient by SST									
Model	Compressor	+40°F	+35°F	+30°F	+25°F	+20°F	+15°F	+10°F	+5°F	+0°F	-20°F
BCH0005M^ACY	YB06KAE	8,480	7,720	7,010	6,350	5,730	5,170	4,640	4,160	3,720	—
BCH0008M^ACY	YB07KAE	9,220	8,360	7,560	6,830	6,150	5,520	4,950	4,420	3,940	—
BCH0009M^ACY	YB08KAE	11,260	10,320	9,420	8,570	7,790	7,040	6,350	5,720	5,130	—
BCH0010M^ACY	YS09KAE	12,300	11,290	10,330	9,420	8,550	7,760	7,000	6,300	5,650	—
BCH0012M^ACY	YS11KAE	15,910	14,520	13,200	11,950	10,790	9,720	8,720	7,800	6,970	—
BCH0015M^ACY	YS12KAE	17,950	16,440	14,960	13,580	12,290	11,090	9,980	8,950	8,010	—
BCH0020M^ACY	YS14KAE	21,000	19,260	17,580	16,030	14,530	13,150	11,860	10,670	9,570	—
BCH0025M^ACY	YS16KAE	22,980	21,120	19,330	17,610	16,040	14,540	13,140	11,830	10,630	—
BCH0027M^ACY	YS19KAE	29,580	27,050	24,650	22,390	20,270	18,320	16,490	14,810	13,260	—
BCH0030M^ACY	YS21KAE	32,590	29,790	27,160	24,690	22,370	20,220	18,220	16,380	14,680	—
BCH0035M^ACY	YS24KAE	35,570	32,640	29,790	27,110	24,600	22,260	20,080	18,060	16,200	—
BCH0045M^ACY	YS26KAE	39,520	36,280	33,160	30,270	27,480	24,900	22,490	20,250	18,180	—
BCH0050M^ACY	YS30KAE	43,230	39,750	36,420	33,220	30,290	27,530	24,890	22,460	20,210	—
BCH0055M^ACY	YS33KAE	48,370	44,600	40,980	37,530	34,260	31,170	28,320	25,610	23,100	—
BCH0060M^ACY	YS40KAE	54,770	50,750	46,930	43,110	39,460	36,020	32,770	29,710	26,900	—

Notes:
^ B = 208-230/1/60, C = 208-230/3/60, D = 460/3/60, E = 575/3/60
g. Must use round tube plate fin coil
20°F Max Superheat

A2L PERFORMANCE DATA – R-454C

Medium Temperature Models - Scroll Compressors (Cont.)

Please consult AWEF table on pages 43-44 to confirm DOE compliance per model

R-454C		Capacity BTUH @ 100°F Ambient by SST									
Model	Compressor	+40°F	+35°F	+30°F	+25°F	+20°F	+15°F	+10°F	+5°F	+0°F	-20°F
BCH0005M^ACY	YB06KAE	8,180	7,460	6,770	6,130	5,540	4,990	4,480	4,020	3,590	—
BCH0008M^ACY	YB07KAE	8,860	8,030	7,260	6,550	5,900	5,300	4,740	4,240	3,780	—
BCH0009M^ACY	YB08KAE	10,860	9,950	9,090	8,270	7,520	6,800	6,140	5,520	4,960	—
BCH0010M^ACY	YS09KAE	11,850	10,890	9,960	9,080	8,250	7,490	6,760	6,080	5,460	—
BCH0012M^ACY	YS11KAE	15,380	14,030	12,760	11,560	10,430	9,390	8,430	7,540	6,740	—
BCH0015M^ACY	YS12KAE	17,340	15,870	14,460	13,130	11,880	10,730	9,650	8,660	7,750	—
BCH0020M^ACY	YS14KAE	20,280	18,590	16,980	15,490	14,040	12,710	11,470	10,310	9,250	—
BCH0025M^ACY	YS16KAE	22,190	20,390	18,670	17,020	15,500	14,050	12,690	11,440	10,280	—
BCH0027M^ACY	YS19KAE	28,630	26,180	23,860	21,670	19,630	17,730	15,970	14,340	12,840	—
BCH0030M^ACY	YS21KAE	31,540	28,830	26,290	23,900	21,660	19,580	17,640	15,860	14,210	—
BCH0035M^ACY	YS24KAE	34,400	31,580	28,820	26,230	23,800	21,530	19,430	17,480	15,680	—
BCH0045M^ACY	YS26KAE	38,220	35,090	32,090	29,300	26,590	24,100	21,770	19,600	17,600	—
BCH0050M^ACY	YS30KAE	41,750	38,400	35,180	32,100	29,280	26,580	24,060	21,720	19,550	—
BCH0055M^ACY	YS33KAE	46,640	43,020	39,540	36,220	33,080	30,110	27,360	24,740	22,330	—
BCH0060M^ACY	YS40KAE	52,730	48,880	45,230	41,560	38,060	34,760	31,640	28,690	25,990	—

R-454C		Capacity BTUH @ 110°F Ambient by SST									
Model	Compressor	+40°F	+35°F	+30°F	+25°F	+20°F	+15°F	+10°F	+5°F	+0°F	-20°F
BCH0005M^ACY	YB06KAE	7,600	6,930	6,290	5,700	5,150	4,640	4,170	3,740	3,340	—
BCH0008M^ACY	YB07KAE	8,120	7,350	6,650	5,990	5,400	4,840	4,340	3,880	3,450	—
BCH0009M^ACY	YB08KAE	10,040	9,210	8,400	7,660	6,970	6,310	5,700	5,140	4,620	—
BCH0010M^ACY	YS09KAE	10,940	10,050	9,210	8,400	7,640	6,940	6,260	5,650	5,080	—
BCH0012M^ACY	YS11KAE	14,300	13,050	11,870	10,750	9,710	8,740	7,850	7,030	6,280	—
BCH0015M^ACY	YS12KAE	16,140	14,750	13,440	12,210	11,060	9,990	8,990	8,080	7,240	—
BCH0020M^ACY	YS14KAE	18,790	17,210	15,740	14,360	13,040	11,810	10,660	9,600	8,620	—
BCH0025M^ACY	YS16KAE	20,550	18,900	17,310	15,790	14,390	13,050	11,800	10,640	9,570	—
BCH0027M^ACY	YS19KAE	26,680	24,410	22,250	20,220	18,310	16,550	14,900	13,390	11,990	—
BCH0030M^ACY	YS21KAE	29,340	26,860	24,500	22,270	20,190	18,250	16,450	14,790	13,250	—
BCH0035M^ACY	YS24KAE	32,020	29,400	26,820	24,410	22,160	20,060	18,090	16,280	14,600	—
BCH0045M^ACY	YS26KAE	35,550	32,610	29,900	27,300	24,780	22,460	20,290	18,280	16,410	—
BCH0050M^ACY	YS30KAE	38,710	35,620	32,660	29,830	27,220	24,720	22,390	20,220	18,210	—
BCH0055M^ACY	YS33KAE	43,050	39,740	36,550	33,510	30,630	27,900	25,380	22,960	20,730	—
BCH0060M^ACY	YS40KAE	48,510	45,030	41,720	38,370	35,170	32,150	29,230	26,590	—	—

Notes:
^ B = 208-230/1/60, C = 208-230/3/60, D = 460/3/60, E = 575/3/60
g. Must use round tube plate fin coil
20°F Max Superheat

A2L PERFORMANCE DATA – R-455A

Medium Temperature Models - Scroll Compressors

Please consult AWEF table on pages 43-44 to confirm DOE compliance per model

R-455A		Capacity BTUH @ 90°F Ambient by SST									
Model	Compressor	+40°F	+35°F	+30°F	+25°F	+20°F	+15°F	+10°F	+5°F	+0°F	-20°F
BCH0005M^ACY	YB06KAE	9,500	8,670	7,870	7,130	6,440	5,810	5,220	4,680	4,180	—
BCH0008M^ACY	YB07KAE	11,270	10,300	9,380	8,520	7,720	6,980	6,280	5,640	5,040	—
BCH0009M^ACY	YB08KAE	12,680	11,610	10,620	9,650	8,760	7,920	7,150	6,430	5,760	—
BCH0010M^ACY	YS09KAE	13,850	12,720	11,630	10,620	9,640	8,730	7,870	7,080	6,350	—
BCH0012M^ACY	YS11KAE	17,720	16,180	14,710	13,330	12,040	10,840	9,740	8,710	7,770	—
BCH0015M^ACY	YS12KAE	20,020	18,300	16,670	15,140	13,710	12,370	11,130	9,990	8,940	—
BCH0020M^ACY	YS14KAE	23,410	21,510	19,630	17,880	16,230	14,690	13,260	11,930	10,700	—
BCH0025M^ACY	YS16KAE	25,650	23,530	21,590	19,690	17,910	16,250	14,690	13,240	11,900	—
BCH0027M^ACY	YS19KAE	32,850	30,050	27,390	24,890	22,550	20,390	18,370	16,500	14,800	—
BCH0030M^ACY	YS21KAE	36,360	33,240	30,300	27,530	24,940	22,550	20,320	18,270	16,380	—
BCH0035M^ACY	YS24KAE	39,770	36,420	33,240	30,250	27,450	24,840	22,410	20,170	18,090	—
BCH0045M^ACY	YS26KAE	44,140	40,570	37,050	33,760	30,680	27,800	25,110	22,620	20,310	—
BCH0050M^ACY	YS30KAE	48,390	44,410	40,750	37,190	33,850	30,730	27,800	25,090	22,570	—
BCH0055M^ACY	YS33KAE	54,270	50,030	45,950	42,030	38,420	34,950	31,700	28,680	25,860	—
BCH0060M^ACY	YS40KAE	61,720	57,260	52,740	48,420	44,310	40,400	36,800	33,340	30,130	—

R-455A		Capacity BTUH @ 95°F Ambient by SST									
Model	Compressor	+40°F	+35°F	+30°F	+25°F	+20°F	+15°F	+10°F	+5°F	+0°F	-20°F
BCH0005M^ACY	YB06KAE	9,200	8,390	7,630	6,910	6,240	5,620	5,060	4,530	4,050	—
BCH0008M^ACY	YB07KAE	10,910	9,980	9,090	8,260	7,480	6,760	6,090	5,470	4,890	—
BCH0009M^ACY	YB08KAE	12,260	11,230	10,280	9,340	8,470	7,670	6,920	6,220	5,580	—
BCH0010M^ACY	YS09KAE	13,380	12,290	11,240	10,270	9,320	8,440	7,620	6,850	6,150	—
BCH0012M^ACY	YS11KAE	17,170	15,670	14,250	12,910	11,660	10,500	9,430	8,440	7,530	—
BCH0015M^ACY	YS12KAE	19,390	17,730	16,150	14,670	13,280	11,990	10,790	9,680	8,670	—
BCH0020M^ACY	YS14KAE	22,660	20,830	19,010	17,310	15,720	14,230	12,840	11,560	10,370	—
BCH0025M^ACY	YS16KAE	24,820	22,780	20,910	19,070	17,350	15,740	14,230	12,830	11,530	—
BCH0027M^ACY	YS19KAE	31,870	29,150	26,570	24,150	21,890	19,780	17,820	16,020	14,360	—
BCH0030M^ACY	YS21KAE	35,250	32,240	29,380	26,700	24,200	21,870	19,720	17,730	15,900	—
BCH0035M^ACY	YS24KAE	38,540	35,300	32,220	29,330	26,610	24,090	21,740	19,560	17,550	—
BCH0045M^ACY	YS26KAE	42,790	39,340	35,910	32,740	29,750	26,960	24,350	21,940	19,710	—
BCH0050M^ACY	YS30KAE	46,820	43,000	39,460	36,010	32,780	29,770	26,940	24,310	21,880	—
BCH0055M^ACY	YS33KAE	52,450	48,360	44,440	40,670	37,190	33,840	30,700	27,780	25,060	—
BCH0060M^ACY	YS40KAE	59,560	55,280	50,940	46,790	42,840	39,070	35,600	32,270	29,180	—

Notes:
^ B = 208-230/1/60, C = 208-230/3/60, D = 460/3/60, E = 575/3/60
g. Must use round tube plate fin coil
20°F Max Superheat

A2L PERFORMANCE DATA – R-455A

Medium Temperature Models - Scroll Compressors (Cont.)

Please consult AWEF table on pages 43-44 to confirm DOE compliance per model

R-455A		Capacity BTUH @ 100°F Ambient by SST									
Model	Compressor	+40°F	+35°F	+30°F	+25°F	+20°F	+15°F	+10°F	+5°F	+0°F	-20°F
BCH0005M^ACY	YB06KAE	8,900	8,110	7,370	6,680	6,030	5,440	4,890	4,380	3,920	—
BCH0008M^ACY	YB07KAE	10,550	9,650	8,790	7,990	7,240	6,550	5,890	5,290	4,740	—
BCH0009M^ACY	YB08KAE	11,830	10,850	9,910	9,020	8,190	7,410	6,690	6,020	5,400	—
BCH0010M^ACY	YS09KAE	12,900	11,860	10,850	9,920	9,000	8,150	7,360	6,620	5,950	—
BCH0012M^ACY	YS11KAE	16,610	15,160	13,780	12,490	11,280	10,160	9,120	8,170	7,290	—
BCH0015M^ACY	YS12KAE	18,740	17,140	15,620	14,180	12,840	11,600	10,440	9,370	8,400	—
BCH0020M^ACY	YS14KAE	21,920	20,140	18,370	16,740	15,200	13,760	12,430	11,180	10,040	—
BCH0025M^ACY	YS16KAE	23,970	22,020	20,210	18,430	16,770	15,220	13,770	12,410	11,160	—
BCH0027M^ACY	YS19KAE	30,860	28,230	25,740	23,400	21,210	19,170	17,270	15,520	13,920	—
BCH0030M^ACY	YS21KAE	34,120	31,210	28,450	25,860	23,430	21,190	19,100	17,170	15,400	—
BCH0035M^ACY	YS24KAE	37,280	34,160	31,190	28,390	25,760	23,320	21,050	18,940	17,000	—
BCH0045M^ACY	YS26KAE	41,420	38,010	34,760	31,700	28,800	26,110	23,590	21,250	19,090	—
BCH0050M^ACY	YS30KAE	45,210	41,550	38,150	34,810	31,700	28,790	26,070	23,530	21,190	—
BCH0055M^ACY	YS33KAE	50,570	46,660	42,890	39,280	35,930	32,690	29,680	26,870	24,250	—
BCH0060M^ACY	YS40KAE	57,350	53,260	49,100	45,120	41,330	37,720	34,380	31,170	28,200	—

R-455A		Capacity BTUH @ 110°F Ambient by SST									
Model	Compressor	+40°F	+35°F	+30°F	+25°F	+20°F	+15°F	+10°F	+5°F	+0°F	-20°F
BCH0005M^ACY	YB06KAE	8,270	7,540	6,860	6,210	5,610	5,060	4,550	4,080	3,650	—
BCH0008M^ACY	YB07KAE	9,810	8,970	8,180	7,440	6,750	6,100	5,500	4,940	4,420	—
BCH0009M^ACY	YB08KAE	10,930	10,060	9,190	8,370	7,600	6,890	6,220	5,600	5,040	—
BCH0010M^ACY	YS09KAE	11,920	10,940	10,030	9,170	8,340	7,560	6,840	6,160	5,540	—
BCH0012M^ACY	YS11KAE	15,460	14,120	12,840	11,640	10,510	9,470	8,500	7,620	6,820	—
BCH0015M^ACY	YS12KAE	17,440	15,950	14,540	13,210	11,960	10,810	9,740	8,750	7,850	—
BCH0020M^ACY	YS14KAE	20,360	18,670	17,080	15,570	14,140	12,820	11,580	10,430	9,370	—
BCH0025M^ACY	YS16KAE	22,230	20,500	18,780	17,130	15,590	14,160	12,810	11,560	10,400	—
BCH0027M^ACY	YS19KAE	28,800	26,360	24,040	21,860	19,810	17,910	16,140	14,510	13,010	—
BCH0030M^ACY	YS21KAE	31,800	29,090	26,530	24,120	21,860	19,770	17,830	16,040	14,390	—
BCH0035M^ACY	YS24KAE	34,700	31,810	29,050	26,460	24,020	21,750	19,630	17,670	15,860	—
BCH0045M^ACY	YS26KAE	38,600	35,410	32,400	29,550	26,870	24,360	22,020	19,840	17,830	—
BCH0050M^ACY	YS30KAE	41,820	38,590	35,450	32,350	29,480	26,790	24,280	21,940	19,770	—
BCH0055M^ACY	YS33KAE	46,680	43,110	39,570	36,380	33,310	30,320	27,550	24,960	22,550	—
BCH0060M^ACY	YS40KAE	52,780	49,080	45,300	41,670	38,120	35,000	31,860	28,910	—	—

Notes:
^ B = 208-230/1/60, C = 208-230/3/60, D = 460/3/60, E = 575/3/60
g. Must use round tube plate fin coil
20°F Max Superheat

A1 PERFORMANCE DATA – R-404A/R-507A

Medium Temperature Models - Scroll Compressors

Please consult AWEF table on pages 45-47 to confirm DOE compliance per model

R-404A/R-507A		Capacity BTUH @ 90°F Ambient by SST							
A1 Model	A2L Model	+40°F	+35°F	+30°F	+25°F	+20°F	+15°F	+10°F	+0°F
BC*0005M^ACZ	BCH0005M^ACY	10,480	9,630	8,790	7,980	7,220	6,500	5,830	4,660
BC*0008M^ACZ	BCH0008M^ACY	12,370	11,280	10,280	9,350	8,520	7,740	7,020	5,710
BC*0009M^ACZ	BCH0009M^ACY	13,590	12,390	11,300	10,320	9,430	8,630	7,890	6,540
BC*0010M^A‡Z	BCH0010M^ACY	16,680	15,270	13,930	12,690	11,520	10,440	9,440	7,670
BC*0012M^ACZ	BCH0012M^ACY	19,540	17,910	16,340	14,880	13,520	12,260	11,090	9,010
BC*0015M^A‡Z	BCH0015M^ACY	24,210	22,090	20,090	18,230	16,490	14,910	13,440	10,860
BC*0020M^A‡Z	BCH0020M^ACY	28,390	26,020	23,670	21,520	19,510	17,650	15,930	12,920
BC*0025M^A‡Z	BCH0025M^ACY	31,330	28,660	26,160	23,780	21,570	19,540	17,650	14,330
BC*0027M^ACZ	BCH0027M^ACY	37,110	34,060	31,140	28,420	25,880	23,530	21,340	17,380
BC*0030M^A‡Z	BCH0030M^ACY	43,740	40,010	36,480	33,150	30,080	27,190	24,510	19,780
BC*0035M^A‡Z	BCH0035M^ACY	48,200	44,100	40,210	36,550	33,130	29,970	27,050	21,850
BC*0045M^A‡Z	BCH0045M^ACY	54,280	49,600	45,210	41,090	37,250	33,690	30,400	24,620
BC*0050M^A‡Z	BCH0050M^ACY	58,310	53,440	48,880	44,540	40,470	36,690	33,160	26,890
BC*0055M^A‡Z	BCH0055M^ACY	59,360	54,860	50,510	46,560	42,650	39,050	35,670	29,580
BC*0060M^A‡Z	BCH0060M^ACY	68,420	63,390	58,660	53,990	49,520	45,550	41,660	34,740

R-404A/R-507A		Capacity BTUH @ 95°F Ambient by SST							
A1 Model	A2LL Model	+40°F	+35°F	+30°F	+25°F	+20°F	+15°F	+10°F	+0°F
BC*0005M^ACZ	**BCH0005M^ACY**	**10,060**	**9,240**	**8,430**	**7,660**	**6,930**	**6,240**	**5,600**	**4,480**
BC*0008M^ACZ	**BCH0008M^ACY**	**11,860**	**10,820**	**9,860**	**8,980**	**8,180**	**7,440**	**6,750**	**5,490**
BC*0009M^ACZ	**BCH0009M^ACY**	**13,000**	**11,870**	**10,830**	**9,900**	**9,050**	**8,290**	**7,580**	**6,270**
BC*0010M^A‡Z	**BCH0010M^ACY**	**16,020**	**14,670**	**13,380**	**12,200**	**11,080**	**10,040**	**9,080**	**7,390**
BC*0012M^ACZ	**BCH0012M^ACY**	**18,810**	**17,220**	**15,720**	**14,320**	**13,010**	**11,800**	**10,680**	**8,680**
BC*0015M^A‡Z	**BCH0015M^ACY**	**23,300**	**21,260**	**19,340**	**17,540**	**15,900**	**14,360**	**12,950**	**10,470**
BC*0020M^A‡Z	**BCH0020M^ACY**	**27,300**	**24,980**	**22,770**	**20,700**	**18,770**	**16,990**	**15,340**	**12,450**
BC*0025M^A‡Z	**BCH0025M^ACY**	**30,100**	**27,510**	**25,170**	**22,860**	**20,740**	**18,790**	**16,990**	**13,800**
BC*0027M^ACZ	**BCH0027M^ACY**	**35,730**	**32,760**	**29,970**	**27,360**	**24,930**	**22,670**	**20,560**	**16,750**
BC*0030M^A‡Z	**BCH0030M^ACY**	**42,040**	**38,470**	**35,080**	**31,930**	**28,950**	**26,180**	**23,610**	**19,080**
BC*0035M^A‡Z	**BCH0035M^ACY**	**46,320**	**42,390**	**38,660**	**35,160**	**31,880**	**28,870**	**26,050**	**21,070**
BC*0045M^A‡Z	**BCH0045M^ACY**	**52,140**	**47,650**	**43,440**	**39,500**	**35,820**	**32,410**	**29,260**	**23,720**
BC*0050M^A‡Z	**BCH0050M^ACY**	**55,960**	**51,360**	**46,940**	**42,790**	**38,900**	**35,270**	**31,900**	**25,900**
BC*0055M^A‡Z	**BCH0055M^ACY**	**56,980**	**52,660**	**48,570**	**44,620**	**40,930**	**37,470**	**34,230**	**28,380**
BC*0060M^A‡Z	**BCH0060M^ACY**	**65,650**	**60,830**	**56,280**	**51,800**	**47,550**	**43,730**	**39,970**	**33,350**

Notes:
* H = Outdoor, N = Indoor
^ B = 208-230/1/60, C = 208-230/3/60, D = 460/3/60, E = 575/3/60
‡ C = Copeland, L = LG

A1 PERFORMANCE DATA – R-404A/R-507A

Medium Temperature Models - Scroll Compressors (Cont.)

Please consult AWEF table on pages 45-47 to confirm DOE compliance per model

R-404A/R-507A		Capacity BTUH @ 100°F Ambient by SST							
A1 Model	A2L Model	+40°F	+35°F	+30°F	+25°F	+20°F	+15°F	+10°F	+0°F
BC*0005M^ACZ	BCH0005M^ACY	9,640	8,840	8,070	7,340	6,630	5,980	5,360	4,290
BC*0008M^ACZ	BCH0008M^ACY	11,350	10,360	9,440	8,620	7,840	7,130	6,470	5,260
BC*0009M^ACZ	BCH0009M^ACY	12,430	11,350	10,370	9,480	8,680	7,940	7,270	6,000
BC*0010M^A‡Z	BCH0010M^ACY	15,350	14,040	12,860	11,690	10,620	9,630	8,720	7,100
BC*0012M^ACZ	BCH0012M^ACY	18,050	16,530	15,090	13,740	12,490	11,340	10,260	8,350
BC*0015M^A‡Z	BCH0015M^ACY	22,360	20,410	18,570	16,870	15,270	13,800	12,440	10,070
BC*0020M^A‡Z	BCH0020M^ACY	26,250	23,970	21,850	19,870	18,020	16,320	14,740	11,980
BC*0025M^A‡Z	BCH0025M^ACY	28,850	26,410	24,090	21,920	19,900	18,030	16,300	13,260
BC*0027M^ACZ	BCH0027M^ACY	34,290	31,450	28,780	26,280	23,950	21,790	19,770	16,120
BC*0030M^A‡Z	BCH0030M^ACY	40,300	36,950	33,700	30,650	27,800	25,150	22,700	18,360
BC*0035M^A‡Z	BCH0035M^ACY	44,400	40,650	37,090	33,740	30,640	27,730	25,030	20,260
BC*0045M^A‡Z	BCH0045M^ACY	49,890	45,650	41,640	37,870	34,350	31,100	28,090	22,810
BC*0050M^A‡Z	BCH0050M^ACY	53,500	49,250	44,970	41,000	37,290	33,830	30,610	24,890
BC*0055M^A‡Z	BCH0055M^ACY	54,550	50,420	46,510	42,720	39,180	35,870	32,760	27,170
BC*0060M^A‡Z	BCH0060M^ACY	62,860	58,240	53,880	49,590	45,520	41,800	38,270	31,940

R-404A/R-507A		Capacity BTUH @ 110°F Ambient by SST							
A1 Model	A2L Model	+40°F	+35°F	+30°F	+25°F	+20°F	+15°F	+10°F	+0°F
BC*0005M^ACZ	BCH0005M^ACY	8,770	8,060	7,360	6,690	6,050	5,450	4,890	3,920
BC*0008M^ACZ	BCH0008M^ACY	10,310	9,440	8,620	7,860	7,160	6,520	5,910	4,800
BC*0009M^ACZ	BCH0009M^ACY	11,310	10,340	9,460	8,660	7,930	7,260	6,650	5,470
BC*0010M^A‡Z	BCH0010M^ACY	13,980	12,820	11,690	10,650	9,680	8,780	7,950	6,500
BC*0012M^ACZ	BCH0012M^ACY	16,490	15,110	13,810	12,580	11,450	10,390	9,410	7,670
BC*0015M^A‡Z	BCH0015M^ACY	20,480	18,700	17,020	15,440	13,980	12,640	11,400	9,240
BC*0020M^A‡Z	BCH0020M^ACY	23,910	21,880	19,950	18,140	16,490	14,930	13,500	10,970
BC*0025M^A‡Z	BCH0025M^ACY	26,310	24,060	21,950	19,980	18,140	16,450	14,880	12,140
BC*0027M^ACZ	BCH0027M^ACY	31,340	28,770	26,350	24,080	21,960	19,990	18,150	14,820
BC*0030M^A‡Z	BCH0030M^ACY	36,830	33,730	30,790	28,020	25,420	23,020	20,790	16,860
BC*0035M^A‡Z	BCH0035M^ACY	40,560	37,150	33,910	30,860	28,000	25,360	22,910	18,580
BC*0045M^A‡Z	BCH0045M^ACY	45,400	41,560	37,920	34,570	31,380	28,430	25,700	20,890
BC*0050M^A‡Z	BCH0050M^ACY	48,680	44,690	40,890	37,310	33,950	30,830	27,920	22,790
BC*0055M^A‡Z	BCH0055M^ACY	49,590	45,860	42,240	38,820	35,590	32,570	29,740	24,660
BC*0060M^A‡Z	BCH0060M^ACY	57,200	53,130	49,020	45,100	41,470	38,050	34,840	29,110

Notes:
* H = Outdoor, N = Indoor
^ B = 208-230/1/60, C = 208-230/3/60, D = 460/3/60, E = 575/3/60
‡ C = Copeland, L = LG

A1 PERFORMANCE DATA – R-448A/R-449A

Medium Temperature Models - Scroll Compressors

Please consult AWEF table on pages 45-47 to confirm DOE compliance per model

R-448A/R-449A		Capacity BTUH @ 90°F Ambient by SST							
A1 Model	A2L Model	+40°F	+35°F	+30°F	+25°F	+20°F	+15°F	+10°F	+0°F
BC*0005M^ACZ	BCH0005M^ACY	9,680	8,840	8,030	7,260	6,530	5,840	5,200	4,090
BC*0008M^ACZ	BCH0008M^ACY	11,150	10,260	9,420	8,590	7,790	7,030	6,300	4,950
BC*0009M^ACZ	BCH0009M^ACY	12,580	11,680	10,770	9,870	9,020	8,160	7,340	5,780
BC*0010M^A‡Z	BCH0010M^ACY	13,500	12,240	11,080	10,050	9,130	8,310	7,570	6,330
BC*0012M^ACZ	BCH0012M^ACY	18,080	16,440	14,910	13,480	12,150	10,930	9,800	7,840
BC*0015M^A‡Z	BCH0015M^ACY	19,570	17,670	15,910	14,340	12,930	11,690	10,580	8,710
BC*0020M^A‡Z	BCH0020M^ACY	22,970	20,760	18,730	16,950	15,330	13,900	12,630	10,480
BC*0025M^A‡Z	BCH0025M^ACY	25,270	22,880	20,700	18,720	17,000	15,460	14,070	11,760
BC*0027M^ACZ	BCH0027M^ACY	34,270	31,240	28,390	25,730	23,250	20,960	18,840	15,100
BC*0030M^A‡Z	BCH0030M^ACY	37,270	34,140	31,100	28,270	25,610	23,160	20,880	16,860
BC*0035M^A‡Z	BCH0035M^ACY	41,340	37,870	34,490	31,330	28,360	25,620	23,070	18,550
BC*0045M^A‡Z	BCH0045M^ACY	45,790	42,010	38,410	35,040	31,820	28,810	26,030	21,100
BC*0050M^A‡Z	BCH0050M^ACY	50,040	46,000	42,110	38,410	34,880	31,620	28,470	22,790
BC*0055M^A‡Z	BCH0055M^ACY	55,890	51,810	47,850	43,820	39,900	36,130	32,480	25,820
BC*0060M^A‡Z	BCH0060M^ACY	64,210	59,590	54,990	50,460	46,130	41,830	37,700	30,120

R-448A/R-449A		Capacity BTUH @ 95°F Ambient by SST							
A1 Model	A2L Model	+40°F	+35°F	+30°F	+25°F	+20°F	+15°F	+10°F	+0°F
BC*0005M^ACZ	**BCH0005M^ACY**	**9,350**	**8,540**	**7,770**	**7,020**	**6,320**	**5,660**	**5,040**	**3,970**
BC*0008M^ACZ	**BCH0008M^ACY**	**10,800**	**9,930**	**9,110**	**8,300**	**7,530**	**6,790**	**6,090**	**4,800**
BC*0009M^ACZ	**BCH0009M^ACY**	**12,190**	**11,310**	**10,440**	**9,570**	**8,730**	**7,910**	**7,110**	**5,590**
BC*0010M^A‡Z	**BCH0010M^ACY**	**12,970**	**11,790**	**10,700**	**9,700**	**8,840**	**8,090**	**7,420**	**6,310**
BC*0012M^ACZ	**BCH0012M^ACY**	**17,510**	**15,920**	**14,440**	**13,060**	**11,770**	**10,590**	**9,510**	**7,610**
BC*0015M^A‡Z	**BCH0015M^ACY**	**18,930**	**17,100**	**15,400**	**13,890**	**12,560**	**11,390**	**10,360**	**8,670**
BC*0020M^A‡Z	**BCH0020M^ACY**	**22,170**	**20,040**	**18,110**	**16,410**	**14,870**	**13,530**	**12,360**	**10,440**
BC*0025M^A‡Z	**BCH0025M^ACY**	**24,360**	**22,060**	**19,980**	**18,110**	**16,490**	**15,050**	**13,770**	**11,720**
BC*0027M^ACZ	**BCH0027M^ACY**	**33,230**	**30,280**	**27,530**	**24,950**	**22,550**	**20,330**	**18,280**	**14,660**
BC*0030M^A‡Z	**BCH0030M^ACY**	**36,100**	**33,080**	**30,140**	**27,410**	**24,850**	**22,490**	**20,300**	**16,460**
BC*0035M^A‡Z	**BCH0035M^ACY**	**40,010**	**36,660**	**33,400**	**30,340**	**27,480**	**24,830**	**22,360**	**17,990**
BC*0045M^A‡Z	**BCH0045M^ACY**	**44,320**	**40,680**	**37,160**	**33,920**	**30,880**	**27,990**	**25,320**	**20,620**
BC*0050M^A‡Z	**BCH0050M^ACY**	**48,410**	**44,500**	**40,720**	**37,130**	**33,700**	**30,520**	**27,430**	**21,860**
BC*0055M^A‡Z	**BCH0055M^ACY**	**53,950**	**49,980**	**46,120**	**42,200**	**38,380**	**34,720**	**31,190**	**24,760**
BC*0060M^A‡Z	**BCH0060M^ACY**	**61,970**	**57,480**	**53,020**	**48,620**	**44,410**	**40,240**	**36,250**	**28,970**

Notes:
* H = Outdoor, N = Indoor
^ B = 208-230/1/60, C = 208-230/3/60, D = 460/3/60, E = 575/3/60
‡ C = Copeland, L = LG

A1 PERFORMANCE DATA – R-448A/R-449A

Medium Temperature Models - Scroll Compressors (Cont.)

Please consult AWEF table on pages 45-47 to confirm DOE compliance per model

R-448A/R-449A		Capacity BTUH @ 100°F Ambient by SST							
A1 Model	A2L Model	+40°F	+35°F	+30°F	+25°F	+20°F	+15°F	+10°F	+0°F
BC*0005M^ACZ	BCH0005M^ACY	9,020	8,240	7,500	6,780	6,100	5,470	4,880	3,860
BC*0008M^ACZ	BCH0008M^ACY	10,440	9,600	8,800	8,020	7,270	6,550	5,880	4,640
BC*0009M^ACZ	BCH0009M^ACY	11,790	10,940	10,100	9,260	8,450	7,650	6,870	5,400
BC*0010M^A‡Z	BCH0010M^ACY	12,440	11,330	10,290	9,350	8,550	7,860	7,240	6,300
BC*0012M^ACZ	BCH0012M^ACY	16,940	15,400	13,970	12,630	11,400	10,260	9,210	7,390
BC*0015M^A‡Z	BCH0015M^ACY	18,250	16,470	14,860	13,430	12,170	11,080	10,140	8,640
BC*0020M^A‡Z	BCH0020M^ACY	21,320	19,290	17,450	15,850	14,400	13,160	12,090	10,410
BC*0025M^A‡Z	BCH0025M^ACY	23,390	21,200	19,230	17,460	15,950	14,630	13,460	11,680
BC*0027M^ACZ	BCH0027M^ACY	32,160	29,310	26,650	24,160	21,840	19,700	17,710	14,220
BC*0030M^A‡Z	BCH0030M^ACY	34,940	32,020	29,190	26,560	24,110	21,850	19,750	16,100
BC*0035M^A‡Z	BCH0035M^ACY	38,660	35,440	32,290	29,350	26,590	24,030	21,650	17,430
BC*0045M^A‡Z	BCH0045M^ACY	42,840	39,360	35,990	32,890	29,970	27,200	24,660	20,190
BC*0050M^A‡Z	BCH0050M^ACY	46,740	42,940	39,290	35,790	32,480	29,370	26,340	20,880
BC*0055M^A‡Z	BCH0055M^ACY	51,980	48,130	44,370	40,570	36,870	33,320	29,920	23,750
BC*0060M^A‡Z	BCH0060M^ACY	—	55,380	51,060	46,930	42,720	38,700	34,860	27,870

R-448A/R-449A		Capacity BTUH @ 110°F Ambient by SST							
A1 Model	A2L Model	+40°F	+35°F	+30°F	+25°F	+20°F	+15°F	+10°F	+0°F
BC*0005M^ACZ	BCH0005M^ACY	8,320	7,620	6,940	6,290	5,670	5,090	4,550	3,620
BC*0008M^ACZ	BCH0008M^ACY	9,710	8,920	8,180	7,430	6,730	6,070	5,450	4,330
BC*0009M^ACZ	BCH0009M^ACY	10,970	10,190	9,410	8,630	7,880	7,130	6,400	5,010
BC*0010M^A‡Z	BCH0010M^ACY	11,310	10,330	9,410	8,590	7,930	7,350	6,880	6,240
BC*0012M^ACZ	BCH0012M^ACY	15,740	14,340	13,020	11,780	10,630	9,580	8,620	6,940
BC*0015M^A‡Z	BCH0015M^ACY	16,790	15,150	13,700	12,440	11,350	10,430	9,670	8,580
BC*0020M^A‡Z	BCH0020M^ACY	19,500	17,620	16,040	14,600	13,370	12,340	11,500	10,330
BC*0025M^A‡Z	BCH0025M^ACY	21,320	19,350	17,600	16,060	14,780	13,670	12,770	11,560
BC*0027M^ACZ	BCH0027M^ACY	29,950	27,340	24,870	22,550	20,400	18,410	16,570	13,330
BC*0030M^A‡Z	BCH0030M^ACY	32,600	29,870	27,310	24,910	22,680	20,640	18,750	15,510
BC*0035M^A‡Z	BCH0035M^ACY	35,970	32,960	30,040	27,330	24,780	22,420	20,210	16,280
BC*0045M^A‡Z	BCH0045M^ACY	39,920	36,740	33,690	30,870	28,220	25,730	23,450	19,510
BC*0050M^A‡Z	BCH0050M^ACY	43,230	39,680	36,250	32,900	29,830	26,820	23,970	18,720
BC*0055M^A‡Z	BCH0055M^ACY	—	45,420[g]	40,880	37,340	33,920	30,610	27,550	22,000
BC*0060M^A‡Z	BCH0060M^ACY	—	—	—	44,290[g]	39,520	35,830	32,340	—

Notes:
* H = Outdoor, N = Indoor
^ B = 208-230/1/60, C = 208-230/3/60, D = 460/3/60, E = 575/3/60
‡ C = Copeland, L = LG
g. Must use round tube plate fin coil

20°F Max Superheat

A1 PERFORMANCE DATA – R-407A

Medium Temperature Models - Scroll Compressors

Please consult AWEF table on pages 45-47 to confirm DOE compliance per model

R-407A		Capacity BTUH @ 90°F Ambient by SST							
A1 Model	A2L Model	+40°F	+35°F	+30°F	+25°F	+20°F	+15°F	+10°F	+0°F
BC*0005M^ACZ	BCH0005M^ACY	10,150	9,230	8,340	7,510	6,740	6,040	5,420	4,430
BC*0008M^ACZ	BCH0008M^ACY	11,520	10,680	9,850	8,970	8,080	7,230	6,430	5,050
BC*0009M^ACZ	BCH0009M^ACY	12,540	11,940	11,210	10,340	9,430	8,490	7,520	5,790
BC*0010M^A‡Z	BCH0010M^ACY	14,550	13,360	12,240	11,200	10,230	9,360	8,550	7,050
BC*0012M^ACZ	BCH0012M^ACY	18,720	17,020	15,440	13,970	12,600	11,330	10,170	8,130
BC*0015M^A‡Z	BCH0015M^ACY	21,110	19,300	17,610	16,050	14,610	13,300	12,080	9,900
BC*0020M^A‡Z	BCH0020M^ACY	24,710	22,630	20,680	18,910	17,250	15,700	14,290	11,750
BC*0025M^A‡Z	BCH0025M^ACY	27,230	24,970	22,870	20,920	19,090	17,450	15,890	13,090
BC*0027M^ACZ	BCH0027M^ACY	35,650	32,480	29,520	26,750	24,170	21,790	19,580	15,680
BC*0030M^A‡Z	BCH0030M^ACY	38,360	35,160	32,010	29,090	26,340	23,770	21,370	17,080
BC*0035M^A‡Z	BCH0035M^ACY	42,110	38,470	35,120	31,890	28,900	26,130	23,550	18,940
BC*0045M^A‡Z	BCH0045M^ACY	46,300	42,460	38,760	35,370	32,110	29,070	26,200	20,980
BC*0050M^A‡Z	BCH0050M^ACY	51,350	47,200	43,230	39,460	35,870	32,550	29,350	23,530
BC*0055M^A‡Z	BCH0055M^ACY	56,200	52,290	48,280	44,370	40,570	36,920	33,460	26,920
BC*0060M^A‡Z	BCH0060M^ACY	65,340	60,610	56,130	51,600	47,260	43,130	39,200	31,980

R-407A		Capacity BTUH @ 95°F Ambient by SST							
A1 Model	A2L Model	+40°F	+35°F	+30°F	+25°F	+20°F	+15°F	+10°F	+0°F
BC*0005M^ACZ	**BCH0005M^ACY**	**9,810**	**8,900**	**8,050**	**7,250**	**6,500**	**5,830**	**5,230**	**4,270**
BC*0008M^ACZ	**BCH0008M^ACY**	**11,130**	**10,320**	**9,500**	**8,670**	**7,810**	**6,980**	**6,200**	**4,870**
BC*0009M^ACZ	**BCH0009M^ACY**	**12,110**	**11,540**	**10,830**	**10,000**	**9,110**	**8,190**	**7,260**	**5,590**
BC*0010M^A‡Z	**BCH0010M^ACY**	**14,010**	**12,870**	**11,790**	**10,800**	**9,860**	**9,030**	**8,230**	**6,800**
BC*0012M^ACZ	**BCH0012M^ACY**	**18,080**	**16,440**	**14,920**	**13,500**	**12,170**	**10,960**	**9,840**	**7,880**
BC*0015M^A‡Z	**BCH0015M^ACY**	**20,350**	**18,640**	**17,000**	**15,500**	**14,110**	**12,840**	**11,670**	**9,560**
BC*0020M^A‡Z	**BCH0020M^ACY**	**23,830**	**21,830**	**19,920**	**18,210**	**16,650**	**15,160**	**13,790**	**11,340**
BC*0025M^A‡Z	**BCH0025M^ACY**	**26,230**	**24,070**	**22,050**	**20,160**	**18,410**	**16,830**	**15,330**	**12,630**
BC*0027M^ACZ	**BCH0027M^ACY**	**34,470**	**31,400**	**28,540**	**25,870**	**23,380**	**21,090**	**18,960**	**15,200**
BC*0030M^A‡Z	**BCH0030M^ACY**	**37,020**	**33,900**	**30,930**	**28,110**	**25,460**	**22,980**	**20,650**	**16,450**
BC*0035M^A‡Z	**BCH0035M^ACY**	**40,660**	**37,170**	**33,940**	**30,820**	**27,940**	**25,260**	**22,770**	**18,310**
BC*0045M^A‡Z	**BCH0045M^ACY**	**44,660**	**40,990**	**37,460**	**34,200**	**31,060**	**28,120**	**25,350**	**20,250**
BC*0050M^A‡Z	**BCH0050M^ACY**	**49,510**	**45,550**	**41,750**	**38,130**	**34,690**	**31,480**	**28,380**	**22,710**
BC*0055M^A‡Z	**BCH0055M^ACY**	**54,320**	**50,530**	**46,660**	**42,870**	**39,190**	**35,590**	**32,250**	**25,960**
BC*0060M^A‡Z	**BCH0060M^ACY**	**63,170**	**58,590**	**54,250**	**49,860**	**45,650**	**41,650**	**37,830**	**30,810**

Notes:
* H = Outdoor, N = Indoor
^ B = 208-230/1/60, C = 208-230/3/60, D = 460/3/60, E = 575/3/60
‡ C = Copeland, L = LG

A1 PERFORMANCE DATA – R-407A

Medium Temperature Models - Scroll Compressors (Cont.)

Please consult AWEF table on pages 45-47 to confirm DOE compliance per model

R-407A		Capacity BTUH @ 100°F Ambient by SST							
A1 Model	A2L Model	+40°F	+35°F	+30°F	+25°F	+20°F	+15°F	+10°F	+0°F
BC*0005M^ACZ	BCH0005M^ACY	9,450	8,570	7,750	6,980	6,270	5,620	5,040	4,110
BC*0008M^ACZ	BCH0008M^ACY	10,730	9,960	9,170	8,350	7,530	6,730	5,980	4,690
BC*0009M^ACZ	BCH0009M^ACY	11,680	11,130	10,450	9,650	8,810	7,910	7,010	5,390
BC*0010M^A‡Z	BCH0010M^ACY	17,400	15,850	14,390	13,020	11,750	10,580	9,500	7,620
BC*0012M^ACZ	BCH0012M^ACY	17,400	15,850	14,390	13,020	11,750	10,580	9,500	7,620
BC*0015M^A‡Z	BCH0015M^ACY	19,620	17,970	16,390	14,940	13,600	12,380	11,250	9,220
BC*0020M^A‡Z	BCH0020M^ACY	22,940	21,020	19,190	17,560	16,010	14,600	13,290	10,930
BC*0025M^A‡Z	BCH0025M^ACY	25,230	23,150	21,210	19,410	17,730	16,210	14,760	12,170
BC*0027M^ACZ	BCH0027M^ACY	33,220	30,310	27,560	24,980	22,590	20,370	18,320	14,700
BC*0030M^A‡Z	BCH0030M^ACY	35,680	32,680	29,830	27,130	24,580	22,180	19,930	15,830
BC*0035M^A‡Z	BCH0035M^ACY	39,180	35,840	32,730	29,730	26,950	24,370	21,960	17,660
BC*0045M^A‡Z	BCH0045M^ACY	43,030	39,530	36,160	33,030	30,010	27,180	24,500	19,540
BC*0050M^A‡Z	BCH0050M^ACY	47,700	43,920	40,290	36,770	33,520	30,430	27,430	21,920
BC*0055M^A‡Z	BCH0055M^ACY	52,380	48,730	44,990	41,330	37,770	34,310	31,020	25,000
BC*0060M^A‡Z	BCH0060M^ACY	60,950	56,530	52,340	48,090	44,020	40,140	36,440	29,630

R-407A		Capacity BTUH @ 110°F Ambient by SST							
A1 Model	A2L Model	+40°F	+35°F	+30°F	+25°F	+20°F	+15°F	+10°F	+0°F
BC*0005M^ACZ	BCH0005M^ACY	8,690	7,900	7,150	6,440	5,780	5,180	4,650	3,790
BC*0008M^ACZ	BCH0008M^ACY	9,920	9,210	8,480	7,720	6,960	6,220	5,520	4,320
BC*0009M^ACZ	BCH0009M^ACY	10,780	10,290	9,660	8,940	8,160	7,330	6,500	4,990
BC*0010M^A‡Z	BCH0010M^ACY	12,370	11,370	10,430	9,560	8,740	8,010	7,310	6,050
BC*0012M^ACZ	BCH0012M^ACY	16,070	14,650	13,310	12,050	10,890	9,820	8,830	7,120
BC*0015M^A‡Z	BCH0015M^ACY	18,120	16,600	15,130	13,800	12,570	11,440	10,400	8,540
BC*0020M^A‡Z	BCH0020M^ACY	21,130	19,370	17,700	16,200	14,780	13,480	12,280	10,110
BC*0025M^A‡Z	BCH0025M^ACY	23,190	21,300	19,520	17,840	16,350	14,950	13,610	11,240
BC*0027M^ACZ	BCH0027M^ACY	30,750	28,070	25,540	23,170	20,960	18,930	17,040	13,720
BC*0030M^A‡Z	BCH0030M^ACY	33,070	30,320	27,720	25,250	22,900	20,690	18,590	14,730
BC*0035M^A‡Z	BCH0035M^ACY	36,100	33,120	30,200	27,470	24,910	22,520	20,300	16,300
BC*0045M^A‡Z	BCH0045M^ACY	39,840	36,620	33,650	30,790	28,050	25,420	22,930	18,280
BC*0050M^A‡Z	BCH0050M^ACY	44,170	40,780	37,500	34,330	31,370	28,490	25,730	20,550
BC*0055M^A‡Z	BCH0055M^ACY	—	45600[g]	41,540	38,160	34,870	31,680	28,680	23,070
BC*0060M^A‡Z	BCH0060M^ACY	—	—	—	45040[g]	40,670	37,070	33,630	—

Notes:
* H = Outdoor, N = Indoor
^ B = 208-230/1/60, C = 208-230/3/60, D = 460/3/60, E = 575/3/60
‡ C = Copeland, L = LG
g. Must use round tube plate fin coil

20°F Max Superheat

A1 PERFORMANCE DATA – R-407C

Medium Temperature Models - Scroll Compressors

Please consult AWEF table on pages 45-47 to confirm DOE compliance per model

R-407C		Capacity BTUH @ 90°F Ambient by SST							
A1 Model	A2L Model	+40°F	+35°F	+30°F	+25°F	+20°F	+15°F	+10°F	+0°F
BC*0005M^ACZ	BCH0005M^ACY	9,050	8,160	7,330	6,550	5,840	5,190	4,610	3,640
BC*0008M^ACZ	BCH0008M^ACY	10,540	9,640	8,740	7,890	7,080	6,320	5,610	4,370
BC*0009M^ACZ	BCH0009M^ACY	12,060	11,070	10,100	9,180	8,280	7,430	6,620	5,160
BCH0010M^ACY	BCH0010M^ACY	13,360	12,280	11,230	10,210	9,240	8,320	7,400	5,630
BC*0015M^A‡Z	BCH0015M^ACY	19,040	17,460	15,900	14,420	13,010	11,650	10,330	7,780
BC*0020M^A‡Z	BCH0020M^ACY	22,470	20,610	18,810	17,100	15,420	13,830	12,290	9,320
BC*0025M^A‡Z	BCH0025M^ACY	24,930	22,890	20,910	19,000	17,190	15,440	13,760	10,580
BC*0030M^A‡Z	BCH0030M^ACY	35,120	32,080	29,200	26,450	23,820	21,330	18,950	14,510
BC*0035M^A‡Z	BCH0035M^ACY	38,430	35,230	32,090	29,110	26,260	23,530	20,890	15,790
BC*0045M^A‡Z	BCH0045M^ACY	42,540	38,950	35,570	32,320	29,140	26,130	23,240	17,760
BC*0050M^A‡Z	BCH0050M^ACY	46,520	42,680	38,930	35,410	32,010	28,700	25,520	19,430
BC*0055M^A‡Z	BCH0055M^ACY	57,160	52,990	48,750	44,620	40,630	36,830	33,190	26,540
BC*0060M^A‡Z	BCH0060M^ACY	66,930	61,820	56,840	52,150	47,540	43,190	39,070	31,570

R-407C		Capacity BTUH @ 95°F Ambient by SST							
A1 Model	A2L Model	+40°F	+35°F	+30°F	+25°F	+20°F	+15°F	+10°F	+0°F
BC*0005M^ACZ	**BCH0005M^ACY**	**8,770**	**7,920**	**7,110**	**6,360**	**5,670**	**5,050**	**4,490**	**3,550**
BC*0008M^ACZ	**BCH0008M^ACY**	**10,210**	**9,340**	**8,480**	**7,650**	**6,870**	**6,130**	**5,450**	**4,260**
BC*0009M^ACZ	**BCH0009M^ACY**	**11,670**	**10,720**	**9,790**	**8,900**	**8,030**	**7,200**	**6,420**	**5,010**
BC*0010M^A‡Z	**BCH0010M^ACY**	**12,990**	**11,950**	**10,930**	**9,940**	**9,000**	**8,090**	**7,200**	**5,460**
BC*0015M^A‡Z	**BCH0015M^ACY**	**18,530**	**16,970**	**15,480**	**14,050**	**12,670**	**11,350**	**10,060**	**7,560**
BC*0020M^A‡Z	**BCH0020M^ACY**	**21,850**	**20,030**	**18,320**	**16,650**	**15,020**	**13,470**	**11,960**	**9,060**
BC*0025M^A‡Z	**BCH0025M^ACY**	**24,240**	**22,270**	**20,350**	**18,500**	**16,740**	**15,040**	**13,390**	**10,280**
BC*0030M^A‡Z	**BCH0030M^ACY**	**34,140**	**31,240**	**28,440**	**25,770**	**23,220**	**20,790**	**18,460**	**14,090**
BC*0035M^A‡Z	**BCH0035M^ACY**	**37,410**	**34,300**	**31,260**	**28,370**	**25,590**	**22,930**	**20,350**	**15,340**
BC*0045M^A‡Z	**BCH0045M^ACY**	**41,380**	**37,920**	**34,650**	**31,450**	**28,390**	**25,460**	**22,630**	**17,270**
BC*0050M^A‡Z	**BCH0050M^ACY**	**45,260**	**41,550**	**37,910**	**34,490**	**31,170**	**27,930**	**24,810**	**18,810**
BC*0055M^A‡Z	**BCH0055M^ACY**	**55,540**	**51,480**	**47,340**	**43,310**	**39,420**	**35,660**	**32,170**	**25,700**
BC*0060M^A‡Z	**BCH0060M^ACY**	**65,100**	**60,110**	**55,250**	**50,650**	**46,150**	**41,900**	**37,880**	**30,600**

Notes:
* H = Outdoor, N = Indoor
^ B = 208-230/1/60, C = 208-230/3/60, D = 460/3/60, E = 575/3/60
‡ C = Copeland, L = LG

A1 PERFORMANCE DATA – R-407C

Medium Temperature Models - Scroll Compressors (Cont.)

Please consult AWEF table on pages 45-47 to confirm DOE compliance per model

R-407C		Capacity BTUH @ 100°F Ambient by SST							
A1 Model	A2L Model	+40°F	+35°F	+30°F	+25°F	+20°F	+15°F	+10°F	+0°F
BC*0005M^ACZ	BCH0005M^ACY	8,490	7,660	6,890	6,170	5,510	4,900	4,360	3,460
BC*0008M^ACZ	BCH0008M^ACY	9,880	9,040	8,200	7,410	6,650	5,950	5,290	4,140
BC*0009M^ACZ	BCH0009M^ACY	11,280	10,370	9,470	8,610	7,770	6,970	6,220	4,870
BC*0010M^A‡Z	BCH0010M^ACY	12,630	11,610	10,630	9,670	8,760	7,860	6,990	5,290
BC*0015M^A‡Z	BCH0015M^ACY	18,020	16,510	15,060	13,670	12,330	11,040	9,780	7,330
BC*0020M^A‡Z	BCH0020M^ACY	21,240	19,480	17,800	16,200	14,620	13,100	11,630	8,780
BC*0025M^A‡Z	BCH0025M^ACY	23,560	21,650	19,790	17,990	16,290	14,620	13,010	9,960
BC*0030M^A‡Z	BCH0030M^ACY	33,210	30,390	27,680	25,090	22,600	20,230	17,950	13,650
BC*0035M^A‡Z	BCH0035M^ACY	36,370	33,380	30,420	27,610	24,910	22,320	19,790	14,880
BC*0045M^A‡Z	BCH0045M^ACY	40,240	36,900	33,720	30,610	27,640	24,780	22,020	16,760
BC*0050M^A‡Z	BCH0050M^ACY	44,000	40,400	36,880	33,540	30,310	27,130	24,070	18,140
BC*0055M^A‡Z	BCH0055M^ACY	53,900	49,940	45,910	41,980	38,200	34,540	31,140	24,850
BC*0060M^A‡Z	BCH0060M^ACY	63,250	58,380	53,640	49,140	44,750	40,600	36,670	29,600

R-407C		Capacity BTUH @ 110°F Ambient by SST							
A1 Model	A2L Model	+40°F	+35°F	+30°F	+25°F	+20°F	+15°F	+10°F	+0°F
BC*0005M^ACZ	BCH0005M^ACY	7,900	7,150	6,430	5,770	5,160	4,610	4,110	3,270
BC*0008M^ACZ	BCH0008M^ACY	9,210	8,420	7,660	6,920	6,220	5,570	4,960	3,910
BC*0009M^ACZ	BCH0009M^ACY	10,490	9,630	8,810	8,030	7,250	6,520	5,820	4,580
BC*0010M^A‡Z	BCH0010M^ACY	11,890	10,940	10,020	9,110	8,250	7,390	6,560	4,910
BC*0015M^A‡Z	BCH0015M^ACY	17,000	15,580	14,220	12,910	11,640	10,410	9,200	6,830
BC*0020M^A‡Z	BCH0020M^ACY	20,020	18,380	16,820	15,280	13,790	12,350	10,940	8,190
BC*0025M^A‡Z	BCH0025M^ACY	22,180	20,400	18,660	16,970	15,350	13,760	12,230	9,280
BC*0030M^A‡Z	BCH0030M^ACY	31,340	28,710	26,150	23,700	21,330	19,070	16,870	12,700
BC*0035M^A‡Z	BCH0035M^ACY	34,340	31,480	28,730	26,080	23,510	21,040	18,610	13,860
BC*0045M^A‡Z	BCH0045M^ACY	37,910	34,900	31,870	28,930	26,120	23,400	20,760	15,680
BC*0050M^A‡Z	BCH0050M^ACY	41,460	38,090	34,770	31,610	28,480	25,460	22,490	16,710
BC*0055M^A‡Z	BCH0055M^ACY	—	47370[g]	42,970	39,270	35,700	32,270	29,060	23,160
BC*0060M^A‡Z	BCH0060M^ACY	—	—	—	46710[g]	41,900	37,960	34,250	—

Notes:
* H = Outdoor, N = Indoor
^ B = 208-230/1/60, C = 208-230/3/60, D = 460/3/60, E = 575/3/60
‡ C = Copeland, L = LG
g. Must use round tube plate fin coil
20°F Max Superheat

A2L PERFORMANCE DATA – R-454A

Low Temperature Models - Scroll Compressors

Please consult AWEF table on page 48 to confirm DOE compliance per model

R-454A		Capacity BTUH @ 90°F Ambient by SST								
Model	Compressor	0°F	-5°F	-10°F	-15°F	-20°F	-25°F	-30°F	-35°F	-40°F
BCH0006L^ACY	YF03KAE	5,040	4,490	3,980	3,530	3,110	2,740	2,410	2,120	1,870
BCH0008L^ACY	YF04KAE	6,570	5,880	5,250	4,670	4,130	3,650	3,210	2,820	2,480
BCH0010L^ACY	YF05KAE	7,560	6,790	6,080	5,420	4,810	4,260	3,760	3,310	2,910
BCH0018L^ACY	YF06KAE	10,030	9,050	8,160	7,320	6,540	5,820	5,160	4,560	4,010
BCH0022L^ACY	YF07KAE	10,930	9,910	8,940	8,040	7,210	6,440	5,710	5,050	4,450
BCH0025L^ACY	YF06KSE	13,840	12,440	11,160	9,980	8,900	7,910	7,010	6,170	5,390
BCH0030L^ACY	YF07KSE	15,280	13,760	12,360	11,070	9,880	8,790	7,790	6,860	5,990
BCH0035L^ACY	YF09KSE	18,430	16,670	15,030	13,490	12,080	10,780	9,580	8,460	7,410
BCH0045L^ACY	YF10KAE	22,830	20,520	18,410	16,460	14,680	13,050	11,550	10,160	8,870
BCH0055L^ACY	YF13KAE	27,580	24,830	22,310	19,990	17,860	15,900	14,100	12,430	10,860
BCH0060L^ACY	YF15KAE	31,990	28,870	25,940	23,250	20,790	18,520	16,450	14,520	12,730

R-454A		Capacity BTUH @ 95°F Ambient by SST								
Model	Compressor	0°F	-5°F	-10°F	-15°F	-20°F	-25°F	-30°F	-35°F	-40°F
BCH0006L^ACY	**YF03KAE**	**4,870**	**4,340**	**3,860**	**3,420**	**3,020**	**2,660**	**2,340**	**2,060**	**1,820**
BCH0008L^ACY	**YF04KAE**	**6,350**	**5,690**	**5,080**	**4,520**	**4,010**	**3,540**	**3,120**	**2,740**	**2,410**
BCH0010L^ACY	**YF05KAE**	**7,290**	**6,560**	**5,870**	**5,240**	**4,660**	**4,130**	**3,650**	**3,220**	**2,830**
BCH0018L^ACY	**YF06KAE**	**9,650**	**8,710**	**7,860**	**7,070**	**6,320**	**5,630**	**5,000**	**4,420**	**3,890**
BCH0022L^ACY	**YF07KAE**	**10,520**	**9,540**	**8,620**	**7,760**	**6,960**	**6,220**	**5,530**	**4,890**	**4,310**
BCH0025L^ACY	**YF06KSE**	**13,400**	**12,050**	**10,820**	**9,680**	**8,640**	**7,680**	**6,810**	**6,000**	**5,250**
BCH0030L^ACY	**YF07KSE**	**14,800**	**13,330**	**11,980**	**10,730**	**9,590**	**8,540**	**7,570**	**6,670**	**5,840**
BCH0035L^ACY	**YF09KSE**	**17,820**	**16,130**	**14,550**	**13,070**	**11,710**	**10,460**	**9,300**	**8,220**	**7,210**
BCH0045L^ACY	**YF10KAE**	**22,130**	**19,890**	**17,850**	**15,970**	**14,250**	**12,670**	**11,230**	**9,890**	**8,630**
BCH0055L^ACY	**YF13KAE**	**26,690**	**24,040**	**21,610**	**19,370**	**17,320**	**15,430**	**13,690**	**12,080**	**10,580**
BCH0060L^ACY	**YF15KAE**	**30,930**	**27,920**	**25,100**	**22,510**	**20,140**	**17,960**	**15,960**	**14,110**	**12,390**

Notes:
^ B = 208-230/1/60, C = 208-230/3/60, D = 460/3/60, E = 575/3/60

A2L PERFORMANCE DATA – R-454A

Low Temperature Models - Scroll Compressors (Cont.)

Please consult AWEF table on page 48 to confirm DOE compliance per model

R-454A		Capacity BTUH @ 100°F Ambient by SST								
Model	Compressor	0°F	-5°F	-10°F	-15°F	-20°F	-25°F	-30°F	-35°F	-40°F
BCH0006L^ACY	YF03KAE	4,700	4,190	3,730	3,310	2,920	2,580	2,280	2,010	1,770
BCH0008L^ACY	YF04KAE	6,120	5,490	4,910	4,370	3,880	3,430	3,020	2,660	2,340
BCH0010L^ACY	YF05KAE	7,030	6,320	5,670	5,070	4,510	4,000	3,540	3,120	2,750
BCH0018L^ACY	YF06KAE	9,260	8,370	7,560	6,810	6,090	5,430	4,830	4,280	3,770
BCH0022L^ACY	YF07KAE	10,100	9,170	8,290	7,480	6,710	6,000	5,340	4,730	4,160
BCH0025L^ACY	YF06KSE	12,960	11,660	10,470	9,370	8,370	7,450	6,600	5,830	5,100
BCH0030L^ACY	YF07KSE	14,310	12,890	11,590	10,390	9,290	8,280	7,350	6,480	5,680
BCH0035L^ACY	YF09KSE	17,200	15,570	14,060	12,630	11,330	10,130	9,020	7,980	7,010
BCH0045L^ACY	YF10KAE	21,410	19,250	17,270	15,460	13,800	12,280	10,890	9,600	8,400
BCH0055L^ACY	YF13KAE	25,780	23,240	20,890	18,740	16,760	14,940	13,270	11,730	10,280
BCH0060L^ACY	YF15KAE	29,840	26,950	24,270	21,750	19,470	17,380	15,460	13,690	12,040

R-454A		Capacity BTUH @ 110°F Ambient by SST								
Model	Compressor	0°F	-5°F	-10°F	-15°F	-20°F	-25°F	-30°F	-35°F	-40°F
BCH0006L^ACY	YF03KAE	4,350	3,890	3,470	3,080	2,730	2,420	2,140	1,900	1,680
BCH0008L^ACY	YF04KAE	5,660	5,090	4,560	4,070	3,620	3,210	2,840	2,510	2,210
BCH0010L^ACY	YF05KAE	6,490	5,850	5,260	4,710	4,200	3,740	3,320	2,940	2,590
BCH0018L^ACY	YF06KAE	8,460	7,670	6,940	—	5,630	5,030	4,480	3,980	3,520
BCH0022L^ACY	YF07KAE	—	—	—	—	—	5,550	4,950	4,390	3,870
BCH0025L^ACY	YF06KSE	12,040	10,840	9,740	8,730	7,800	6,960	6,180	5,470	4,800
BCH0030L^ACY	YF07KSE	13,290	11,990	10,790	9,680	8,670	7,730	6,880	6,090	5,350
BCH0035L^ACY	YF09KSE	15,900	14,420	13,040	11,750	10,540	9,440	8,430	7,480	6,590
BCH0045L^ACY	YF10KAE	19,900	17,910	16,080	14,410	12,880	11,480	10,200	9,010	7,910
BCH0055L^ACY	YF13KAE	23,900	21,550	19,400	17,420	15,600	13,930	12,410	10,990	9,670
BCH0060L^ACY	YF15KAE	27,600	24,940	22,490	20,210	18,120	16,200	14,450	12,830	11,330

Notes:
^ B = 208-230/1/60, C = 208-230/3/60, D = 460/3/60, E = 575/3/60

A2L PERFORMANCE DATA – R-454C

Low Temperature Models - Scroll Compressors

Please consult AWEF table on page 48 to confirm DOE compliance per model

R-454C		Capacity BTUH @ 90°F Ambient by SST								
Model	Compressor	0°F	-5°F	-10°F	-15°F	-20°F	-25°F	-30°F	-35°F	-40°F
BCH0006L^ACY	YF03KAE	4,280	3,800	3,370	2,980	2,620	2,310	2,020	1,780	1,560
BCH0008L^ACY	YF04KAE	5,590	5,000	4,450	3,950	3,490	3,080	2,710	2,380	2,080
BCH0010L^ACY	YF05KAE	6,460	5,790	5,170	4,600	4,080	3,600	3,180	2,790	2,440
BCH0018L^ACY	YF06KAE	8,580	7,720	6,950	6,220	5,530	4,910	4,350	3,830	3,370
BCH0022L^ACY	YF07KAE	9,360	8,460	7,600	6,820	6,100	5,420	4,810	4,250	3,750
BCH0025L^ACY	YF06KSE	11,900	10,680	9,560	8,540	7,600	6,740	5,960	5,240	4,570
BCH0030L^ACY	YF07KSE	13,130	11,810	10,590	9,460	8,430	7,480	6,610	5,810	5,060
BCH0035L^ACY	YF09KSE	15,870	14,330	12,900	11,550	10,320	9,180	8,140	7,170	6,270
BCH0045L^ACY	YF10KAE	19,580	17,560	15,720	14,020	12,470	11,050	9,760	8,570	7,460
BCH0055L^ACY	YF13KAE	23,660	21,270	19,080	17,050	15,200	13,500	11,940	10,500	9,150
BCH0060L^ACY	YF15KAE	27,540	24,820	22,270	19,940	17,800	15,840	14,030	12,350	10,790

R-454C		Capacity BTUH @ 95°F Ambient by SST								
Model	Compressor	0°F	-5°F	-10°F	-15°F	-20°F	-25°F	-30°F	-35°F	-40°F
BCH0006L^ACY	**YF03KAE**	**4,130**	**3,670**	**3,260**	**2,880**	**2,540**	**2,240**	**1,970**	**1,730**	**1,520**
BCH0008L^ACY	**YF04KAE**	**5,400**	**4,830**	**4,300**	**3,820**	**3,380**	**2,980**	**2,630**	**2,310**	**2,030**
BCH0010L^ACY	**YF05KAE**	**6,230**	**5,590**	**4,990**	**4,450**	**3,950**	**3,490**	**3,080**	**2,710**	**2,380**
BCH0018L^ACY	**YF06KAE**	**8,250**	**7,440**	**6,700**	**6,000**	**5,340**	**4,750**	**4,210**	**3,720**	**3,270**
BCH0022L^ACY	**YF07KAE**	**9,000**	**8,140**	**7,320**	**6,570**	**5,880**	**5,240**	**4,650**	**4,120**	**3,630**
BCH0025L^ACY	**YF06KSE**	**11,530**	**10,350**	**9,270**	**8,280**	**7,370**	**6,540**	**5,780**	**5,090**	**4,450**
BCH0030L^ACY	**YF07KSE**	**12,720**	**11,440**	**10,260**	**9,170**	**8,170**	**7,260**	**6,420**	**5,640**	**4,920**
BCH0035L^ACY	**YF09KSE**	**15,360**	**13,870**	**12,490**	**11,190**	**10,000**	**8,900**	**7,900**	**6,960**	**6,090**
BCH0045L^ACY	**YF10KAE**	**18,980**	**17,020**	**15,240**	**13,600**	**12,100**	**10,730**	**9,480**	**8,330**	**7,260**
BCH0055L^ACY	**YF13KAE**	**22,910**	**20,600**	**18,480**	**16,520**	**14,730**	**13,090**	**11,590**	**10,190**	**8,900**
BCH0060L^ACY	**YF15KAE**	**26,630**	**24,010**	**21,550**	**19,310**	**17,240**	**15,340**	**13,610**	**11,990**	**10,490**

Notes:
^ B = 208-230/1/60, C = 208-230/3/60, D = 460/3/60, E = 575/3/60

A2L PERFORMANCE DATA – R-454C

Low Temperature Models - Scroll Compressors (Cont.)

Please consult AWEF table on page 48 to confirm DOE compliance per model

R-454C		Capacity BTUH @ 100°F Ambient by SST								
Model	Compressor	0°F	-5°F	-10°F	-15°F	-20°F	-25°F	-30°F	-35°F	-40°F
BCH0006L^ACY	YF03KAE	3,980	3,540	3,150	2,790	2,460	2,170	1,910	1,680	1,480
BCH0008L^ACY	YF04KAE	5,200	4,650	4,150	3,690	3,270	2,880	2,550	2,240	1,970
BCH0010L^ACY	YF05KAE	6,000	5,380	4,810	4,290	3,810	3,370	2,980	2,630	2,310
BCH0018L^ACY	YF06KAE	7,930	7,150	6,440	5,780	5,150	4,580	4,060	3,590	3,170
BCH0022L^ACY	YF07KAE	8,630	7,810	7,030	6,320	5,660	5,040	4,490	3,980	3,520
BCH0025L^ACY	YF06KSE	11,150	10,010	8,970	8,010	7,130	6,330	5,600	4,930	4,320
BCH0030L^ACY	YF07KSE	12,310	11,070	9,930	8,880	7,920	7,030	6,220	5,470	4,780
BCH0035L^ACY	YF09KSE	14,840	13,400	12,080	10,820	9,680	8,620	7,650	6,750	5,910
BCH0045L^ACY	YF10KAE	18,360	16,470	14,750	13,160	11,710	10,390	9,190	8,080	7,050
BCH0055L^ACY	YF13KAE	22,140	19,910	17,870	15,980	14,250	12,670	11,220	9,880	8,640
BCH0060L^ACY	YF15KAE	25,700	23,180	20,810	18,660	16,670	14,850	13,170	11,620	10,180

R-454C		Capacity BTUH @ 110°F Ambient by SST								
Model	Compressor	0°F	-5°F	-10°F	-15°F	-20°F	-25°F	-30°F	-35°F	-40°F
BCH0006L^ACY	YF03KAE	3,680	3,280	2,920	2,590	2,290	2,020	1,790	1,580	1,410
BCH0008L^ACY	YF04KAE	4,810	4,300	3,840	3,420	3,040	2,690	2,380	2,100	1,860
BCH0010L^ACY	YF05KAE	5,530	4,970	4,450	3,970	3,540	3,140	2,780	2,460	2,180
BCH0018L^ACY	YF06KAE	7,250	6,560	5,920	5,320	4,750	4,240	3,770	3,340	2,960
BCH0022L^ACY	YF07KAE	7,870	7,140	6,440	—	—	4,660	4,140	3,680	3,270
BCH0025L^ACY	YF06KSE	10,370	9,310	8,350	7,460	6,650	5,910	5,240	4,620	4,050
BCH0030L^ACY	YF07KSE	11,450	10,300	9,250	8,280	7,380	6,570	5,820	5,130	4,490
BCH0035L^ACY	YF09KSE	13,760	12,440	11,220	10,060	9,010	8,030	7,140	6,310	5,530
BCH0045L^ACY	YF10KAE	17,080	15,330	13,730	12,260	10,930	9,710	8,600	7,570	6,630
BCH0055L^ACY	YF13KAE	20,550	18,490	16,600	14,860	13,270	11,810	10,480	9,250	8,100
BCH0060L^ACY	YF15KAE	23,800	21,480	19,300	17,320	15,490	13,820	12,280	10,870	9,550

Notes:
^ B = 208-230/1/60, C = 208-230/3/60, D = 460/3/60, E = 575/3/60

A2L PERFORMANCE DATA – R-455A

Low Temperature Models - Scroll Compressors

Please consult AWEF table on page 48 to confirm DOE compliance per model

R-455A		Capacity BTUH @ 90°F Ambient by SST								
Model	Compressor	0°F	-5°F	-10°F	-15°F	-20°F	-25°F	-30°F	-35°F	-40°F
BCH0006L^ACY	YF03KAE	5,100	4,550	4,040	3,570	3,150	2,770	2,440	2,150	1,910
BCH0008L^ACY	YF04KAE	6,710	6,020	5,370	4,770	4,230	3,730	3,290	2,900	2,560
BCH0010L^ACY	YF05KAE	7,730	6,940	6,220	5,540	4,920	4,360	3,840	3,380	2,960
BCH0018L^ACY	YF06KAE	10,270	9,270	8,360	7,500	6,690	5,960	5,280	4,660	4,090
BCH0022L^ACY	YF07KAE	11,220	10,170	9,170	8,250	7,380	6,590	5,840	5,170	4,550
BCH0025L^ACY	YF06KSE	13,820	12,430	11,160	9,990	8,910	7,920	7,010	6,160	5,360
BCH0030L^ACY	YF07KSE	15,260	13,750	12,360	11,080	9,900	8,810	7,810	6,870	5,990
BCH0035L^ACY	YF09KSE	18,380	16,630	15,010	13,480	12,080	10,780	9,570	8,440	7,370
BCH0045L^ACY	YF10KAE	22,910	20,600	18,470	16,510	14,700	13,050	11,540	10,140	8,870
BCH0055L^ACY	YF13KAE	27,670	24,930	22,400	20,050	17,880	15,890	14,070	12,400	10,860
BCH0060L^ACY	YF15KAE	32,110	28,990	26,050	23,340	20,840	18,530	16,430	14,500	12,720

R-455A		Capacity BTUH @ 95°F Ambient by SST								
Model	Compressor	0°F	-5°F	-10°F	-15°F	-20°F	-25°F	-30°F	-35°F	-40°F
BCH0006L^ACY	**YF03KAE**	**4,940**	**4,410**	**3,910**	**3,470**	**3,060**	**2,700**	**2,380**	**2,100**	**1,860**
BCH0008L^ACY	**YF04KAE**	**6,500**	**5,830**	**5,210**	**4,630**	**4,110**	**3,630**	**3,210**	**2,830**	**2,500**
BCH0010L^ACY	**YF05KAE**	**7,480**	**6,720**	**6,020**	**5,370**	**4,780**	**4,230**	**3,740**	**3,290**	**2,880**
BCH0018L^ACY	**YF06KAE**	**9,900**	**8,940**	**8,080**	**7,250**	**6,480**	**5,770**	**5,130**	**4,530**	**3,980**
BCH0022L^ACY	**YF07KAE**	**10,820**	**9,820**	**8,860**	**7,980**	**7,150**	**6,380**	**5,660**	**5,010**	**4,420**
BCH0025L^ACY	**YF06KSE**	**13,380**	**12,040**	**10,810**	**9,680**	**8,640**	**7,690**	**6,810**	**5,990**	**5,210**
BCH0030L^ACY	**YF07KSE**	**14,780**	**13,320**	**11,970**	**10,740**	**9,590**	**8,550**	**7,580**	**6,670**	**5,820**
BCH0035L^ACY	**YF09KSE**	**17,770**	**16,090**	**14,530**	**13,050**	**11,700**	**10,450**	**9,290**	**8,200**	**7,170**
BCH0045L^ACY	**YF10KAE**	**22,200**	**19,970**	**17,920**	**16,020**	**14,270**	**12,680**	**11,220**	**9,870**	**8,630**
BCH0055L^ACY	**YF13KAE**	**26,770**	**24,140**	**21,700**	**19,440**	**17,350**	**15,430**	**13,670**	**12,060**	**10,570**
BCH0060L^ACY	**YF15KAE**	**31,040**	**28,040**	**25,210**	**22,610**	**20,200**	**17,980**	**15,950**	**14,090**	**12,370**

Notes:
^ B = 208-230/1/60, C = 208-230/3/60, D = 460/3/60, E = 575/3/60

A2L PERFORMANCE DATA – R-455A

Low Temperature Models - Scroll Compressors (Cont.)

Please consult AWEF table on page 48 to confirm DOE compliance per model

R-455A		Capacity BTUH @ 100°F Ambient by SST								
Model	Compressor	0°F	-5°F	-10°F	-15°F	-20°F	-25°F	-30°F	-35°F	-40°F
BCH0006L^ACY	YF03KAE	4,780	4,270	3,790	3,360	2,970	2,620	2,310	2,050	1,820
BCH0008L^ACY	YF04KAE	6,290	5,640	5,040	4,490	3,980	3,520	3,110	2,750	2,430
BCH0010L^ACY	YF05KAE	7,230	6,500	5,830	5,210	4,630	4,110	3,630	3,200	2,800
BCH0018L^ACY	YF06KAE	9,530	8,610	7,790	7,000	6,260	5,580	4,960	4,390	3,870
BCH0022L^ACY	YF07KAE	10,420	9,470	8,550	7,700	6,910	6,170	5,480	4,850	4,280
BCH0025L^ACY	YF06KSE	12,930	11,640	10,450	9,360	8,360	7,450	6,600	5,810	5,070
BCH0030L^ACY	YF07KSE	14,290	12,880	11,580	10,390	9,290	8,280	7,350	6,480	5,660
BCH0035L^ACY	YF09KSE	17,140	15,530	14,030	12,610	11,320	10,120	9,000	7,960	6,970
BCH0045L^ACY	YF10KAE	21,470	19,320	17,350	15,520	13,840	12,300	10,890	9,590	8,390
BCH0055L^ACY	YF13KAE	25,860	23,330	20,990	18,810	16,800	14,960	13,260	11,700	10,270
BCH0060L^ACY	YF15KAE	29,940	27,070	24,390	21,860	19,540	17,410	15,460	13,670	12,020

R-455A		Capacity BTUH @ 110°F Ambient by SST								
Model	Compressor	0°F	-5°F	-10°F	-15°F	-20°F	-25°F	-30°F	-35°F	-40°F
BCH0006L^ACY	YF03KAE	4,460	3,980	3,540	3,140	2,780	2,460	2,180	1,940	1,740
BCH0008L^ACY	YF04KAE	5,850	5,260	4,710	4,200	3,730	3,310	2,930	2,600	2,310
BCH0010L^ACY	YF05KAE	6,730	6,060	5,440	4,870	4,340	3,860	3,420	3,020	2,650
BCH0018L^ACY	YF06KAE	8,750	7,930	7,190	6,470	5,810	5,190	4,630	4,110	3,630
BCH0022L^ACY	YF07KAE	9,590	8,710	—	—	6,420	5,740	5,110	4,530	3,990
BCH0025L^ACY	YF06KSE	12,000	10,810	9,720	8,720	7,800	6,950	6,180	5,450	4,770
BCH0030L^ACY	YF07KSE	13,260	11,960	10,770	9,670	8,660	7,730	6,870	6,070	5,320
BCH0035L^ACY	YF09KSE	15,840	14,370	13,000	11,720	10,520	9,430	8,410	7,460	6,560
BCH0045L^ACY	YF10KAE	19,950	17,980	16,160	14,470	12,930	11,500	10,200	9,010	7,900
BCH0055L^ACY	YF13KAE	23,930	21,630	19,480	17,490	15,650	13,960	12,410	10,970	9,640
BCH0060L^ACY	YF15KAE	27,670	25,050	22,610	20,320	18,210	16,250	14,460	12,810	11,300

Notes:
^ B = 208-230/1/60, C = 208-230/3/60, D = 460/3/60, E = 575/3/60

A1 PERFORMANCE DATA – R-404A/R-507A

Low Temperature Models - Scroll Compressors

Please consult AWEF table on page 49 to confirm DOE compliance per model

R-404A/R-507A		Capacity BTUH @ 90°F Ambient by SST								
A1 Model	A2L Model	0°F	-5°F	-10°F	-15°F	-20°F	-25°F	-30°F	-35°F	-40°F
BC*0006L^ACZ	BCH0006L^ACY	5,190	4,620	4,100	3,650	3,240	2,890	2,580	2,300	2,060
BC*0008L^BCZ	BCH0008L^ACY	6,970	6,210	5,520	4,880	4,300	3,790	3,350	2,970	2,660
BC*0010L^BCZ	BCH0010L^ACY	8,170	7,360	6,590	5,870	5,220	4,610	4,070	3,590	3,160
BC*0018L^BCZ	BCH0018L^ACY	10,610	9,610	8,670	7,790	6,970	6,210	5,500	4,850	4,250
BC*0022L^BCZ	BCH0022L^ACY	11,870	10,790	9,750	8,790	7,900	7,060	6,260	5,470	4,690
BC*0025L^ACZ	BCH0025L^ACY	15,170	13,750	12,420	11,190	10,040	8,980	7,990	7,070	6,220
BC*0030L^BCZ	BCH0030L^ACY	16,690	15,160	13,720	12,330	10,980	9,650	8,330	6,960	5,540
BC*0035L^BCZ	BCH0035L^ACY	20,250	18,440	16,740	15,110	13,540	12,000	10,480	8,950	7,360
BC*0045L^BCZ	BCH0045L^ACY	24,710	22,340	20,120	18,040	16,100	14,300	12,630	11,080	9,650
BC*0055L^BCZ	BCH0055L^ACY	29,700	26,930	24,310	21,790	19,360	16,950	14,550	12,090	9,530
BC*0060L^ACZ	BCH0060L^ACY	34,840	31,690	28,730	25,950	23,350	20,920	18,640	16,480	14,450

R-404A/R-507A		Capacity BTUH @ 95°F Ambient by SST								
A1 Model	A2L Model	0°F	-5°F	-10°F	-15°F	-20°F	-25°F	-30°F	-35°F	-40°F
BC*0006L^ACZ	BCH0006L^ACY	4,970	4,420	3,930	3,500	3,110	2,780	2,480	2,230	2,000
BC*0008L^BCZ	BCH0008L^ACY	6,680	5,950	5,280	4,670	4,120	3,630	3,210	2,850	2,560
BC*0010L^BCZ	BCH0010L^ACY	7,830	7,050	6,310	5,630	5,000	4,420	3,900	3,440	3,030
BC*0018L^BCZ	BCH0018L^ACY	10,130	9,180	8,290	7,450	6,670	5,950	5,280	4,650	4,080
BC*0022L^BCZ	BCH0022L^ACY	11,330	10,300	9,310	8,400	7,550	6,750	5,990	5,240	4,490
BC*0025L^ACZ	BCH0025L^ACY	14,590	13,230	11,970	10,780	9,690	8,660	7,710	6,820	6,000
BC*0030L^BCZ	BCH0030L^ACY	16,030	14,570	13,200	11,890	10,620	9,370	8,130	6,860	5,540
BC*0035L^BCZ	BCH0035L^ACY	19,420	17,710	16,090	14,550	13,070	11,630	10,210	8,790	7,320
BC*0045L^BCZ	BCH0045L^ACY	23,730	21,450	19,320	17,320	15,470	13,750	12,160	10,690	9,330
BC*0055L^BCZ	BCH0055L^ACY	28,500	25,860	23,370	21,000	18,690	16,420	14,170	11,870	9,490
BC*0060L^ACZ	BCH0060L^ACY	33,470	30,460	27,650	25,000	22,520	20,190	18,010	15,940	13,990

Notes:
* H = Outdoor, N = Indoor models only available as model Rev A
^ B = 208-230/1/60, C = 208-230/3/60, D = 460/3/60, E = 575/3/60

A1 PERFORMANCE DATA – R-404A/R-507A

Low Temperature Models - Scroll Compressors (Cont.)

Please consult AWEF table on page 49 to confirm DOE compliance per model

R-404A/R-507A		Capacity BTUH @ 100°F Ambient by SST								
A1 Model	A2L Model	0°F	-5°F	-10°F	-15°F	-20°F	-25°F	-30°F	-35°F	-40°F
BC*0006L^ACZ	BCH0006L^ACY	4,750	4,230	3,760	3,350	2,990	2,670	2,390	2,150	1,930
BC*0008L^BCZ	BCH0008L^ACY	6,380	5,680	5,040	4,460	3,930	3,470	3,070	2,730	2,460
BC*0010L^BCZ	BCH0010L^ACY	7,490	6,740	6,030	5,380	4,780	4,220	3,730	3,290	2,900
BC*0018L^BCZ	BCH0018L^ACY	9,660	8,750	7,910	7,120	6,370	5,690	5,050	4,460	3,920
BC*0022L^BCZ	BCH0022L^ACY	10,780	9,810	8,860	8,000	7,200	6,440	5,710	5,000	4,290
BC*0025L^ACZ	BCH0025L^ACY	14,000	12,700	11,490	10,360	9,310	8,330	7,420	6,560	5,760
BC*0030L^BCZ	BCH0030L^ACY	15,360	13,980	12,680	11,430	10,240	9,070	7,910	6,730	5,510
BC*0035L^BCZ	BCH0035L^ACY	18,580	16,950	15,420	13,960	12,570	11,220	9,910	8,580	7,230
BC*0045L^BCZ	BCH0045L^ACY	22,720	20,540	18,500	16,590	14,820	13,190	11,680	10,300	9,020
BC*0055L^BCZ	BCH0055L^ACY	27,270	24,760	22,390	20,160	17,980	15,850	13,740	11,600	9,380
BC*0060L^ACZ	BCH0060L^ACY	32,080	29,220	26,550	24,030	21,670	19,450	17,370	15,400	13,520

R-404A/R-507A		Capacity BTUH @ 110°F Ambient by SST								
A1 Model	A2L Model	0°F	-5°F	-10°F	-15°F	-20°F	-25°F	-30°F	-35°F	-40°F
BC*0006L^ACZ	BCH0006L^ACY	4,310	3,840	3,420	3,050	2,730	2,450	2,200	1,990	1,800
BC*0008L^BCZ	BCH0008L^ACY	5,790	5,150	4,570	4,040	3,560	3,140	2,780	2,490	2,250
BC*0010L^BCZ	BCH0010L^ACY	6,780	6,100	5,470	4,880	4,330	3,820	3,370	2,980	2,630
BC*0018L^BCZ	BCH0018L^ACY	8,690	7,890	7,140	6,440	5,780	5,170	4,600	4,070	3,590
BC*0022L^BCZ	BCH0022L^ACY	9,660	8,760	7,950	7,190	6,480	5,800	5,150	4,520	3,870
BC*0025L^ACZ	BCH0025L^ACY	12,750	11,590	10,500	9,470	8,520	7,620	6,790	6,010	5,270
BC*0030L^BCZ	BCH0030L^ACY	14,010	12,760	11,600	10,490	9,440	8,420	7,420	6,400	5,360
BC*0035L^BCZ	BCH0035L^ACY	16,840	15,370	14,000	12,710	11,490	10,320	9,190	8,060	6,920
BC*0045L^BCZ	BCH0045L^ACY	20,640	18,660	16,820	15,100	13,520	12,060	10,730	9,520	8,420
BC*0055L^BCZ	BCH0055L^ACY	24,740	22,470	20,380	18,370	16,440	14,580	12,740	10,880	8,970
BC*0060L^ACZ	BCH0060L^ACY	29,240	26,680	24,290	22,040	19,920	17,920	16,050	14,270	12,570

Notes:
* H = Outdoor, N = Indoor models only available as model Rev A
^ B = 208-230/1/60, C = 208-230/3/60, D = 460/3/60, E = 575/3/60

A1 PERFORMANCE DATA – R-448A/R-449A

Low Temperature Models - Scroll Compressors

Please consult AWEF table on page 49 to confirm DOE compliance per model

R-448A/R-449A		Capacity BTUH @ 90°F Ambient by SST								
A1 Model	A2L Model	0°F	-5°F	-10°F	-15°F	-20°F	-25°F	-30°F	-35°F	-40°F
BC*0006L^ACZ	BCH0006L^ACY	4,620	4,120	3,680	3,280	2,930	2,610	2,330	2,070	1,830
BC*0008L^BCZ	BCH0008L^ACY	6,240	5,560	4,930	4,340	3,810	3,340	2,930	2,570	2,280
BC*0010L^BCZ	BCH0010L^ACY	7,250	6,480	5,770	5,110	4,490	3,940	3,440	3,000	2,620
BC*0018L^BCZ	BCH0018L^ACY	9,330	8,390	7,540	6,730	5,980	5,290	4,670	4,090	3,560
BC*0022L^BCZ	BCH0022L^ACY	10,270	9,260	8,330	7,500	6,740	6,030	5,350	4,710	4,070
BC*0025L^ACZ	BCH0025L^ACY	13,370	11,990	10,740	9,590	8,530	7,560	6,680	5,870	5,130
BC*0030L^BCZ	BCH0030L^ACY	14,660	13,180	11,820	10,550	9,370	8,270	7,240	6,260	5,320
BC*0035L^BCZ	BCH0035L^ACY	17,820	16,080	14,460	12,960	11,550	10,270	9,090	8,010	7,010
BC*0045L^BCZ	BCH0045L^ACY	22,270	19,950	17,790	15,790	13,940	12,260	10,730	9,350	8,110
BC*0055L^BCZ	BCH0055L^ACY	26,700	23,950	21,440	19,110	16,980	15,030	13,270	11,670	10,250
BC*0060L^ACZ	BCH0060L^ACY	31,050	28,020	25,200	22,560	20,110	17,860	15,790	13,890	12,140

R-448A/R-449A		Capacity BTUH @ 95°F Ambient by SST								
A1 Model	A2L Model	0°F	-5°F	-10°F	-15°F	-20°F	-25°F	-30°F	-35°F	-40°F
BC*0006L^ACZ	**BCH0006L^ACY**	**4,460**	**3,980**	**3,560**	**3,180**	**2,840**	**2,540**	**2,260**	**2,010**	**1,780**
BC*0008L^BCZ	**BCH0008L^ACY**	**6,030**	**5,370**	**4,760**	**4,200**	**3,690**	**3,240**	**2,840**	**2,500**	**2,220**
BC*0010L^BCZ	**BCH0010L^ACY**	**7,000**	**6,260**	**5,580**	**4,940**	**4,350**	**3,810**	**3,330**	**2,910**	**2,550**
BC*0018L^BCZ	**BCH0018L^ACY**	**9,000**	**8,110**	**7,290**	**6,520**	**5,810**	**5,140**	**4,530**	**3,980**	**3,470**
BC*0022L^BCZ	**BCH0022L^ACY**	**9,880**	**8,920**	**8,040**	**7,240**	**6,510**	**5,830**	**5,190**	**4,570**	**3,950**
BC*0025L^ACZ	**BCH0025L^ACY**	**12,990**	**11,660**	**10,440**	**9,320**	**8,290**	**7,350**	**6,500**	**5,710**	**4,980**
BC*0030L^BCZ	**BCH0030L^ACY**	**14,250**	**12,810**	**11,500**	**10,270**	**9,120**	**8,060**	**7,060**	**6,110**	**5,210**
BC*0035L^BCZ	**BCH0035L^ACY**	**17,290**	**15,610**	**14,040**	**12,580**	**11,240**	**9,990**	**8,850**	**7,800**	**6,840**
BC*0045L^BCZ	**BCH0045L^ACY**	**21,470**	**19,220**	**17,140**	**15,210**	**13,440**	**11,840**	**10,390**	**9,100**	**7,950**
BC*0055L^BCZ	**BCH0055L^ACY**	**25,730**	**23,090**	**20,680**	**18,450**	**16,400**	**14,540**	**12,870**	**11,360**	**10,010**
BC*0060L^ACZ	**BCH0060L^ACY**	**29,930**	**27,030**	**24,330**	**21,800**	**19,470**	**17,320**	**15,360**	**13,560**	**11,920**

Notes:
* H = Outdoor, N = Indoor models only available as model Rev A
^ B = 208-230/1/60, C = 208-230/3/60, D = 460/3/60, E = 575/3/60

A1 PERFORMANCE DATA – R-448A/R-449A

Low Temperature Models - Scroll Compressors (Cont.)

Please consult AWEF table on page 49 to confirm DOE compliance per model

R-448A/R-449A		Capacity BTUH @ 100°F Ambient by SST								
A1 Model	A2L Model	0°F	-5°F	-10°F	-15°F	-20°F	-25°F	-30°F	-35°F	-40°F
BC*0006L^ACZ	BCH0006L^ACY	4,310	3,850	3,450	3,080	2,760	2,460	2,200	1,950	1,720
BC*0008L^BCZ	BCH0008L^ACY	5,820	5,180	4,600	4,060	3,570	3,130	2,750	2,430	2,160
BC*0010L^BCZ	BCH0010L^ACY	6,750	6,040	5,380	4,760	4,200	3,680	3,220	2,820	2,470
BC*0018L^BCZ	BCH0018L^ACY	8,680	7,820	7,040	6,310	5,620	4,990	4,440	3,870	3,370
BC*0022L^BCZ	BCH0022L^ACY	9,500	8,580	7,740	6,980	6,290	5,630	5,020	4,430	3,830
BC*0025L^ACZ	BCH0025L^ACY	12,600	11,320	10,140	9,050	8,050	7,140	6,310	5,540	4,830
BC*0030L^BCZ	BCH0030L^ACY	13,830	12,440	11,170	9,980	8,870	7,840	6,880	5,970	5,090
BC*0035L^BCZ	BCH0035L^ACY	16,740	15,120	13,610	12,200	10,900	9,700	8,610	7,590	6,660
BC*0045L^BCZ	BCH0045L^ACY	20,640	18,470	16,470	14,630	12,940	11,420	10,060	8,860	7,810
BC*0055L^BCZ	BCH0055L^ACY	24,730	22,200	19,890	17,760	15,810	14,040	12,460	11,030	9,760
BC*0060L^ACZ	BCH0060L^ACY	28,790	26,020	23,440	21,040	18,820	16,790	14,940	13,240	11,710

R-448A/R-449A		Capacity BTUH @ 110°F Ambient by SST								
A1 Model	A2L Model	0°F	-5°F	-10°F	-15°F	-20°F	-25°F	-30°F	-35°F	-40°F
BC*0006L^ACZ	BCH0006L^ACY	4,010	3,600	3,230	2,890	2,590	2,320	2,070	1,830	1,610
BC*0008L^BCZ	BCH0008L^ACY	5,380	4,800	4,270	3,770	3,320	2,920	2,580	2,280	2,040
BC*0010L^BCZ	BCH0010L^ACY	6,240	5,590	4,980	4,410	3,890	3,420	3,000	2,630	2,310
BC*0018L^BCZ	BCH0018L^ACY	8,010	7,240	6,540	5,870	5,240	4,660	4,130	3,630	3,180
BC*0022L^BCZ	BCH0022L^ACY	8,710	7,890	7,130	6,450	5,820	5,230	4,680	4,130	3,590
BC*0025L^ACZ	BCH0025L^ACY	11,800	10,600	9,500	8,480	7,550	6,690	5,910	5,190	4,520
BC*0030L^BCZ	BCH0030L^ACY	12,980	11,700	10,500	9,400	8,370	7,420	6,530	5,690	4,880
BC*0035L^BCZ	BCH0035L^ACY	15,600	14,100	12,700	11,400	10,190	9,090	8,070	7,140	6,280
BC*0045L^BCZ	BCH0045L^ACY	18,930	16,940	15,120	13,450	11,950	10,610	9,440	8,430	7,590
BC*0055L^BCZ	BCH0055L^ACY	22,650	20,340	18,260	16,330	14,590	13,020	11,610	10,360	9,270
BC*0060L^ACZ	BCH0060L^ACY	26,440	23,950	21,630	19,480	17,510	15,710	14,080	12,620	11,300

Notes:
* H = Outdoor, N = Indoor models only available as model Rev A
^ B = 208-230/1/60, C = 208-230/3/60, D = 460/3/60, E = 575/3/60

A1 PERFORMANCE DATA – R-407A/R-407F

Low Temperature Models - Scroll Compressors

Please consult AWEF table on page 49 to confirm DOE compliance per model

R-407A/R-407F		Capacity BTUH @ 90°F Ambient by SST								
A1 Model	A2L Model	0°F	-5°F	-10°F	-15°F	-20°F	-25°F	-30°F	-35°F	-40°F
BC*0006L^ACZ	BCH0006L^ACY	4,670	4,170	3,720	3,310	2,950	2,630	2,340	2,090	1,860
BC*0008L^BCZ	BCH0008L^ACY	6,350	5,640	4,980	4,380	3,840	3,360	2,940	2,590	2,310
BC*0010L^BCZ	BCH0010L^ACY	7,360	6,560	5,810	5,120	4,480	3,910	3,410	2,980	2,610
BC*0018L^BCZ	BCH0018L^ACY	9,580	8,620	7,740	6,920	6,150	5,440	4,770	4,150	3,580
BC*0022L^BCZ	BCH0022L^ACY	10,530	9,550	8,620	7,780	6,970	6,210	5,490	4,780	4,080
BC*0025L^ACZ	BCH0025L^ACY	13,690	12,330	11,050	9,840	8,710	7,650	6,680	5,800	4,990
BC*0030L^BCZ	BCH0030L^ACY	14,900	13,580	12,260	10,930	9,640	8,440	7,360	6,440	5,730
BC*0035L^BCZ	BCH0035L^ACY	18,010	16,490	14,920	13,320	11,770	10,300	8,980	7,860	6,990
BC*0045L^BCZ	BCH0045L^ACY	22,420	20,090	17,870	15,780	13,840	12,090	10,560	9,260	8,250
BC*0055L^BCZ	BCH0055L^ACY	27,000	24,170	21,540	19,080	16,830	14,810	13,060	11,590	10,430
BC*0060L^ACZ	BCH0060L^ACY	31,670	28,520	25,520	22,650	20,010	17,620	15,530	13,750	12,330

R-407A/R-407F		Capacity BTUH @ 95°F Ambient by SST								
A1 Model	A2L Model	0°F	-5°F	-10°F	-15°F	-20°F	-25°F	-30°F	-35°F	-40°F
BC*0006L^ACZ	**BCH0006L^ACY**	**4,490**	**4,020**	**3,590**	**3,200**	**2,860**	**2,550**	**2,270**	**2,020**	**1,790**
BC*0008L^BCZ	**BCH0008L^ACY**	**6,110**	**5,430**	**4,800**	**4,220**	**3,700**	**3,240**	**2,840**	**2,510**	**2,240**
BC*0010L^BCZ	**BCH0010L^ACY**	**7,080**	**6,310**	**5,590**	**4,920**	**4,320**	**3,770**	**3,290**	**2,880**	**2,530**
BC*0018L^BCZ	**BCH0018L^ACY**	**9,210**	**8,300**	**7,460**	**6,680**	**5,940**	**5,250**	**4,620**	**4,020**	**3,470**
BC*0022L^BCZ	**BCH0022L^ACY**	**10,070**	**9,140**	**8,260**	**7,460**	**6,690**	**5,970**	**5,280**	**4,600**	**3,930**
BC*0025L^ACZ	**BCH0025L^ACY**	**13,230**	**11,930**	**10,690**	**9,530**	**8,430**	**7,410**	**6,480**	**5,620**	**4,840**
BC*0030L^BCZ	**BCH0030L^ACY**	**14,410**	**13,160**	**11,880**	**10,600**	**9,350**	**8,180**	**7,130**	**6,230**	**5,520**
BC*0035L^BCZ	**BCH0035L^ACY**	**17,380**	**15,930**	**14,420**	**12,900**	**11,400**	**9,980**	**8,700**	**7,610**	**6,760**
BC*0045L^BCZ	**BCH0045L^ACY**	**21,720**	**19,430**	**17,260**	**15,220**	**13,340**	**11,650**	**10,190**	**8,970**	**8,030**
BC*0055L^BCZ	**BCH0055L^ACY**	**26,130**	**23,370**	**20,810**	**18,420**	**16,230**	**14,280**	**12,600**	**11,190**	**10,090**
BC*0060L^ACZ	**BCH0060L^ACY**	**30,680**	**27,610**	**24,690**	**21,930**	**19,350**	**17,040**	**15,020**	**13,310**	**11,960**

Notes:
* H = Outdoor, N = Indoor models only available as model Rev A
^ B = 208-230/1/60, C = 208-230/3/60, D = 460/3/60, E = 575/3/60

A1 PERFORMANCE DATA – R-407A/R-407F

Low Temperature Models - Scroll Compressors (Cont.)

Please consult AWEF table on page 49 to confirm DOE compliance per model

R-407A/R-407F		Capacity BTUH @ 100°F Ambient by SST								
A1 Model	A2L Model	0°F	-5°F	-10°F	-15°F	-20°F	-25°F	-30°F	-35°F	-40°F
BC*0006L^ACZ	BCH0006L^ACY	4,320	3,870	3,460	3,090	2,760	2,460	2,200	1,950	1,730
BC*0008L^BCZ	BCH0008L^ACY	5,860	5,210	4,610	4,050	3,560	3,120	2,740	2,420	2,170
BC*0010L^BCZ	BCH0010L^ACY	6,790	6,050	5,360	4,720	4,140	3,620	3,170	2,770	2,450
BC*0018L^BCZ	BCH0018L^ACY	8,830	7,970	7,170	6,420	5,720	5,070	4,460	3,890	3,360
BC*0022L^BCZ	BCH0022L^ACY	9,590	8,720	7,880	7,120	6,400	5,710	5,050	4,410	3,760
BC*0025L^ACZ	BCH0025L^ACY	12,750	11,500	10,320	9,200	8,140	7,160	6,260	5,420	4,670
BC*0030L^BCZ	BCH0030L^ACY	13,910	12,730	11,510	10,280	9,070	7,940	6,910	6,030	5,330
BC*0035L^BCZ	BCH0035L^ACY	16,730	15,350	13,920	12,460	11,020	9,660	8,420	7,350	6,520
BC*0045L^BCZ	BCH0045L^ACY	20,990	18,750	16,640	14,650	12,830	11,210	9,820	8,670	7,800
BC*0055L^BCZ	BCH0055L^ACY	25,240	22,580	20,060	17,740	15,620	13,730	12,110	10,760	9,720
BC*0060L^ACZ	BCH0060L^ACY	29,660	26,680	23,840	21,160	18,690	16,430	14,500	12,850	11,560

R-407A/R-407F		Capacity BTUH @ 110°F Ambient by SST								
A1 Model	A2L Model	0°F	-5°F	-10°F	-15°F	-20°F	-25°F	-30°F	-35°F	-40°F
BC*0006L^ACZ	BCH0006L^ACY	3,990	3,580	3,220	2,880	2,580	2,310	2,060	1,830	1,620
BC*0008L^BCZ	BCH0008L^ACY	5,360	4,760	4,210	3,710	3,260	2,870	2,530	2,250	2,030
BC*0010L^BCZ	BCH0010L^ACY	6,200	5,530	4,900	4,320	3,790	3,320	2,910	2,570	2,280
BC*0018L^BCZ	BCH0018L^ACY	8,050	7,280	6,570	5,900	5,270	4,670	4,120	3,610	3,120
BC*0022L^BCZ	BCH0022L^ACY	8,590	7,820	7,080	6,410	5,770	5,150	4,560	3,970	3,390
BC*0025L^ACZ	BCH0025L^ACY	11,740	10,600	9,530	8,500	7,530	6,620	5,790	5,010	4,310
BC*0030L^BCZ	BCH0030L^ACY	12,920	11,850	10,740	9,610	8,500	7,440	6,470	5,630	4,950
BC*0035L^BCZ	BCH0035L^ACY	15,400	14,170	12,880	11,570	10,260	9,000	7,860	6,860	6,060
BC*0045L^BCZ	BCH0045L^ACY	19,450	17,320	15,320	13,460	11,770	10,280	9,020	8,020	7,290
BC*0055L^BCZ	BCH0055L^ACY	23,340	20,830	18,480	16,300	14,310	12,560	11,040	9,810	8,870
BC*0060L^ACZ	BCH0060L^ACY	27,550	24,750	22,080	19,570	17,250	15,170	13,350	11,840	10,660

Notes:
* H = Outdoor, N = Indoor models only available as model Rev A
^ B = 208-230/1/60, C = 208-230/3/60, D = 460/3/60, E = 575/3/60

A1 PERFORMANCE DATA – R-407C

Low Temperature Models - Scroll Compressors

Please consult AWEF table on page 49 to confirm DOE compliance per model

R-407C		Capacity BTUH @ 90°F Ambient by SST								
A1 Model	A2L Model	0°F	-5°F	-10°F	-15°F	-20°F	-25°F	-30°F	-35°F	-40°F
BC*0006L^ACZ	BCH0006L^ACY	4,130	3,670	3,260	2,900	2,580	2,310	2,070	1,860	1,670
BC*0008L^BCZ	BCH0008L^ACY	5,600	4,950	4,360	3,820	3,340	2,920	2,560	2,260	2,020
BC*0010L^BCZ	BCH0010L^ACY	6,550	5,810	5,130	4,500	3,930	3,430	2,990	2,610	2,300
BC*0018L^BCZ	BCH0018L^ACY	8,480	7,610	6,790	6,030	5,340	4,710	4,130	3,620	3,150
BC*0022L^BCZ	BCH0022L^ACY	9,420	8,420	7,560	6,790	6,090	5,440	4,820	4,180	3,500
BC*0025L^ACZ	BCH0025L^ACY	—	—	—	—	—	—	—	—	—
BC*0030L^BCZ	BCH0030L^ACY	13,120	11,920	10,710	9,520	8,380	7,330	6,410	5,630	5,040
BC*0035L^BCZ	BCH0035L^ACY	16,020	14,600	13,140	11,660	10,260	8,960	7,810	6,870	6,200
BC*0045L^BCZ	BCH0045L^ACY	19,420	17,330	15,370	13,520	11,830	10,330	9,030	7,940	7,120
BC*0055L^BCZ	BCH0055L^ACY	23,430	20,950	18,610	16,440	14,450	12,690	11,170	9,930	9,000
BC*0060L^ACZ	BCH0060L^ACY	27,620	24,750	22,070	19,540	17,230	15,160	13,370	11,880	10,740

R-407C		Capacity BTUH @ 95°F Ambient by SST								
A1 Model	A2L Model	0°F	-5°F	-10°F	-15°F	-20°F	-25°F	-30°F	-35°F	-40°F
BC*0006L^ACZ	**BCH0006L^ACY**	**4,000**	**3,560**	**3,160**	**2,820**	**2,510**	**2,250**	**2,010**	**1,810**	**1,630**
BC*0008L^BCZ	**BCH0008L^ACY**	**5,420**	**4,790**	**4,220**	**3,700**	**3,240**	**2,830**	**2,490**	**2,200**	**1,980**
BC*0010L^BCZ	**BCH0010L^ACY**	**6,340**	**5,620**	**4,960**	**4,360**	**3,810**	**3,320**	**2,900**	**2,540**	**2,240**
BC*0018L^BCZ	**BCH0018L^ACY**	**8,210**	**7,370**	**6,580**	**5,850**	**5,190**	**4,580**	**4,020**	**3,520**	**3,060**
BC*0022L^BCZ	**BCH0022L^ACY**	**9,090**	**8,130**	**7,310**	**6,570**	**5,900**	**5,280**	**4,680**	**4,060**	**3,400**
BC*0025L^ACZ	**BCH0025L^ACY**	**—**	**—**	**—**	**—**	**—**	**—**	**—**	**—**	**—**
BC*0030L^BCZ	**BCH0030L^ACY**	**12,740**	**11,580**	**10,420**	**9,270**	**8,160**	**7,140**	**6,230**	**5,470**	**4,880**
BC*0035L^BCZ	**BCH0035L^ACY**	**15,520**	**14,160**	**12,760**	**11,340**	**9,980**	**8,710**	**7,600**	**6,680**	**6,010**
BC*0045L^BCZ	**BCH0045L^ACY**	**18,870**	**16,820**	**14,890**	**13,090**	**11,440**	**9,980**	**8,730**	**7,710**	**6,940**
BC*0055L^BCZ	**BCH0055L^ACY**	**22,790**	**20,350**	**18,070**	**15,940**	**14,010**	**12,290**	**10,830**	**9,640**	**8,750**
BC*0060L^ACZ	**BCH0060L^ACY**	**26,880**	**24,070**	**21,440**	**18,980**	**16,730**	**14,720**	**12,980**	**11,550**	**10,470**

Notes:
* H = Outdoor, N = Indoor models only available as model Rev A
^ B = 208-230/1/60, C = 208-230/3/60, D = 460/3/60, E = 575/3/60

A1 PERFORMANCE DATA – R-407C

Low Temperature Models - Scroll Compressors (Cont.)

Please consult AWEF table on page 49 to confirm DOE compliance per model

R-407C		Capacity BTUH @ 100°F Ambient by SST								
A1 Model	A2L Model	0°F	-5°F	-10°F	-15°F	-20°F	-25°F	-30°F	-35°F	-40°F
BC*0006L^ACZ	BCH0006L^ACY	3,870	3,440	3,070	2,730	2,440	2,180	1,960	1,770	1,590
BC*0008L^BCZ	BCH0008L^ACY	5,230	4,630	4,080	3,580	3,130	2,750	2,420	2,150	1,930
BC*0010L^BCZ	BCH0010L^ACY	6,120	5,430	4,800	4,210	3,690	3,220	2,810	2,470	2,180
BC*0018L^BCZ	BCH0018L^ACY	7,940	7,140	6,380	5,680	5,030	4,440	3,910	3,420	2,980
BC*0022L^BCZ	BCH0022L^ACY	8,760	7,850	7,060	6,350	5,710	5,110	4,530	3,940	3,300
BC*0025L^ACZ	BCH0025L^ACY	—	—	—	—	—	—	—	—	—
BC*0030L^BCZ	BCH0030L^ACY	12,360	11,250	10,130	9,020	7,950	6,950	6,060	5,310	4,730
BC*0035L^BCZ	BCH0035L^ACY	15,030	13,720	12,370	11,020	9,690	8,470	7,380	6,480	5,820
BC*0045L^BCZ	BCH0045L^ACY	18,310	16,300	14,410	12,640	11,050	9,630	8,430	7,470	6,760
BC*0055L^BCZ	BCH0055L^ACY	22,120	19,730	17,500	15,430	13,540	11,880	10,470	9,320	8,480
BC*0060L^ACZ	BCH0060L^ACY	26,130	23,380	20,810	18,410	16,210	14,260	12,590	11,210	10,180

R-407C		Capacity BTUH @ 110°F Ambient by SST								
A1 Model	A2L Model	0°F	-5°F	-10°F	-15°F	-20°F	-25°F	-30°F	-35°F	-40°F
BC*0006L^ACZ	BCH0006L^ACY	3,610	3,220	2,870	2,570	2,300	2,060	1,850	1,670	1,510
BC*0008L^BCZ	BCH0008L^ACY	4,860	4,300	3,790	3,330	2,930	2,570	2,270	2,030	1,840
BC*0010L^BCZ	BCH0010L^ACY	5,690	5,050	4,460	3,920	3,440	3,010	2,640	2,320	2,060
BC*0018L^BCZ	BCH0018L^ACY	7,400	6,660	5,970	5,320	4,730	4,180	3,680	3,230	2,810
BC*0022L^BCZ	BCH0022L^ACY	8,090	7,260	6,540	5,900	5,320	4,770	4,230	3,680	3,080
BC*0025L^ACZ	BCH0025L^ACY	—	—	—	—	—	—	—	—	—
BC*0030L^BCZ	BCH0030L^ACY	11,610	10,590	9,560	8,520	7,520	6,580	5,740	5,010	4,440
BC*0035L^BCZ	BCH0035L^ACY	14,030	12,830	11,590	10,340	9,120	7,980	6,960	6,100	5,460
BC*0045L^BCZ	BCH0045L^ACY	17,140	15,200	13,400	11,730	10,230	8,920	7,830	6,970	6,380
BC*0055L^BCZ	BCH0055L^ACY	20,690	18,420	16,290	14,320	12,550	10,980	9,670	8,610	7,850
BC*0060L^ACZ	BCH0060L^ACY	24,560	21,960	19,480	17,200	15,130	13,290	11,730	10,460	9,530

Notes:
* H = Outdoor, N = Indoor models only available as model Rev A
^ B = 208-230/1/60, C = 208-230/3/60, D = 460/3/60, E = 575/3/60

UNIT SPECIFICATIONS

Medium Temperature Models - Scroll Compressors

	Model	Compressor	Refrigerant Line Connections (OD)		Rec. Capacity @90% full (lbs)		Cabinet[h]	Dimensions (In.)			Net Wt.	Sound Data
			Liquid	Suction	Std	Opt		Depth	Width	Height	(lbs.)	dBa[a]
A2L UNIT SPECIFICATIONS	BCH0005M^ACY	YB06KAE	3/8	5/8	9	—	C1	28.25	24.625	19.75	172	61
	BCH0008M^ACY	YB07KAE	3/8	5/8	9	—	C1	28.25	24.625	19.75	173	61
	BCH0009M^ACY	YB08KAE	3/8	5/8	9	—	C1	28.25	24.625	19.75	173	61
	BCH0010M^ACY	YS09KAE	3/8	5/8	9	—	C1	28.25	24.625	19.75	184	61
	BCH0012M^ACY	YS11KAE	1/2	7/8	14	20	C2	28.25	39.125	19.75	224	63
	BCH0015M^ACY	YS12KAE	1/2	7/8	14	20	C2	28.25	39.125	19.75	230	63
	BCH0020M^ACY	YS14KAE	1/2	7/8	14	20	C2	28.25	39.125	19.75	230	63
	BCH0025M^ACY	YS16KAE	1/2	7/8	14	20	C2	28.25	39.125	19.75	239	63
	BCH0027M^ACY	YS19KAE	1/2	7/8	20	40	C3	30.25	43.875	29.25	305	63
	BCH0030M^ACY	YS21KAE	1/2	7/8	20	40	C3	30.25	43.875	29.25	312	63
	BCH0035M^ACY	YS24KAE	1/2	7/8	20	40	C3	30.25	43.875	29.25	315	63
	BCH0045M^ACY	YS26KAE	1/2	1 1/8	20	40	C3	30.25	43.875	29.25	342	63
	BCH0050M^ACY	YS30KAE	1/2	1 1/8	20	40	C3	30.25	43.875	29.25	345	63
	BCH0055M^ACY	YS33KAE	1/2	1 1/8	20	40	C3	30.25	43.875	29.25	347	63
	BCH0060M^ACY	YS40KAE	1/2	1 1/8	20	40	C3	30.25	43.875	29.25	350	63
A1 UNIT SPECIFICATIONS	BC*0005M^ACZ	ZB06KAE	3/8	5/8	9	—	C1	28.25	24.625	19.75	167	61
	BC*0008M^ACZ	ZB07KAE	3/8	5/8	9	—	C1	28.25	24.625	19.75	168	61
	BC*0009M^ACZ	ZB08KAE	3/8	5/8	9	—	C1	28.25	24.625	19.75	168	61
	BC*0010M^A‡Z	ZS09KAE / MPA010	3/8	5/8	9	—	C1	28.25	24.625	19.75	179	61
	BC*0015M^A‡Z	ZS13KAE / MPA013	1/2	7/8	14	20	C2	28.25	39.125	19.75	221	63
	BC*0020M^A‡Z	ZS15KAE / MPA015	1/2	7/8	14	20	C2	28.25	39.125	19.75	221	63
	BC*0025M^A‡Z	ZS19KAE / MPA019	1/2	7/8	14	20	C2	28.25	39.125	19.75	230	63
	BC*0030M^A‡Z	ZS21KAE / MBA021	1/2	7/8	20	40	C3	30.25	43.875	29.25	297	63
	BC*0035M^A‡Z	ZS26KAE / MBA026	1/2	7/8	20	40	C3	30.25	43.875	29.25	300	63
	BC*0045M^A‡Z	ZS29KAE / MBA029	1/2	1 1/8	20	40	C3	30.25	43.875	29.25	327	63
	BC*0050M^A‡Z	ZS33KAE / MBA033	1/2	1 1/8	20	40	C3	30.25	43.875	29.25	330	63
	BC*0055M^A‡Z	ZS38K4E / MRA038	1/2	1 1/8	20	40	C3	30.25	43.875	29.25	332	63
	BC*0060M^A‡Z	ZS45K4E / MRA045	1/2	1 1/8	20	40	C3	30.25	43.875	29.25	335	63

Notes:
* H = Outdoor, N = Indoor models only available as model Rev A
^ B = 208-230/1/60, C = 208-230/3/60, D = 460/3/60, E = 575/3/60
‡ C = Copeland, L = LG

a. Estimated sound pressure values are 10 feet from the unit. For estimating sound pressure from the unit at different distances, deduct the following from the unit values: 20 feet, deduct 6 dBA; for 40 feet, deduct 12 dBA; for 80 feet, deduct 18 dBA. This data is typical of "free field" conditions for horizontal air cooled condensing units at the outlet of the discharge air. The actual sound measurements may vary depending on the condensing unit installation. Factors such as reflecting walls, background noise and mounting conditions may have a significant influence on this data.

h. See Page 43 for dimensional drawings

UNIT SPECIFICATIONS

Low Temperature Models - Scroll Compressors

	Model	Compressor	Refrigerant Line Connections (OD)		Rec. Capacity @90% full (lbs)		Cabinet[h]	Dimensions (In.)			Net Wt.	Sound Data
			Liquid	Suction	Std	Opt		Depth	Width	Height	(lbs.)	dBa[a]
A2L UNIT SPECIFICATIONS	BCH0006L^ACY	YF03KAE	3/8	5/8	9	—	C1	28.25	24.625	19.75	174	63
	BCH0008L^ACY	YF04KAE	3/8	5/8	9	—	C1	28.25	24.625	19.75	176	63
	BCH0010L^ACY	YF05KAE	3/8	5/8	9	—	C1	28.25	24.625	19.75	177	63
	BCH0018L^ACY	YF06KAE	3/8	5/8	9	—	C1	28.25	24.625	19.75	175	63
	BCH0022L^ACY	YF07KAE	3/8	5/8	9	—	C1	28.25	24.625	19.75	178	63
	BCH0025L^ACY	YF06KSE	1/2	7/8	14	20	C2	28.25	39.125	19.75	239	64
	BCH0030L^ACY	YF07KSE	1/2	7/8	14	20	C2	28.25	39.125	19.75	239	64
	BCH0035L^ACY	YF09KSE	1/2	7/8	14	20	C2	28.25	39.125	19.75	241	64
	BCH0045L^ACY	YF10KAE	1/2	7/8	20	40	C3	30.25	43.875	29.25	332	64
	BCH0055L^ACY	YF13KAE	1/2	7/8	20	40	C3	30.25	43.875	29.25	338	64
	BCH0060L^ACY	YF15KAE	1/2	7/8	20	40	C3	30.25	43.875	29.25	342	64
A1 UNIT SPECIFICATIONS	BCH0006L^ACZ	ZF03KAE	3/8	5/8	9	—	C1	28.25	24.625	19.75	169	63
	BCH0008L^ACZ	ZF04KAE	3/8	5/8	9	—	C1	28.25	24.625	19.75	171	63
	BCH0010L^ACZ	ZF05KAE	3/8	5/8	9	—	C1	28.25	24.625	19.75	172	63
	BCH0022L^ACZ	ZF07KAE	3/8	5/8	9	—	C1	28.25	24.625	19.75	173	63
	BCH0025L^ACZ	ZF08K4E	1/2	7/8	14	20	C2	28.25	39.125	19.75	230	64
	BCH0030L^ACZ	ZF09K4E	1/2	7/8	14	20	C2	28.25	39.125	19.75	230	64
	BCH0035L^ACZ	ZF11K4E	1/2	7/8	14	20	C2	28.25	39.125	19.75	232	64
	BCH0045L^ACZ	ZF13K4E	1/2	7/8	20	40	C3	30.25	43.875	29.25	317	64
	BCH0055L^ACZ	ZF15K4E	1/2	7/8	20	40	C3	30.25	43.875	29.25	323	64
	BCH0060L^ACZ	ZF18K4E	1/2	7/8	20	40	C3	30.25	43.875	29.25	327	64

Notes:
* H = Outdoor, N = Indoor models only available as model Rev A
^ B = 208-230/1/60, C = 208-230/3/60, D = 460/3/60, E = 575/3/60
‡ C = Copeland, L = LG
a. Estimated sound pressure values are 10 feet from the unit. For estimating sound pressure from the unit at different distances, deduct the following from the unit values: 20 feet, deduct 6 dBA; for 40 feet, deduct 12 dBA; for 80 feet, deduct 18 dBA. This data is typical of "free field" conditions for horizontal air cooled condensing units at the outlet of the discharge air. The actual sound measurements may vary depending on the condensing unit installation. Factors such as reflecting walls, background noise and mounting conditions may have a significant influence on this data.
b. Power supplied by customer
c. Per UL and NEC, RLA values have been calculated by dividing the Maximum Continuous Current (MCC) by 1.56.
d. Unless otherwise noted, model is available for 50 Hz. Consult factory for details.
e. Compressor not rated for 50 Hz operation.
f. 460/230V transformer is used in unit
h. See Page 43 for dimensional drawings

A2L ELECTRICAL DATA

Medium Temperature Models - Copeland Scroll Compressors

Model	Compressor	Power[d]	Compressor		Condenser		Air Defrost or Remote Controller		Remote Loads			
			RLA[c]	LRA	No. Fans	FLA	MCA	MOPD	Evap. Fan Amps	Defrost Htrs. Amps	Electric Defrost MCA	Electric Defrost MOPD
BCH0005MBACY	YB06KAE-PFV	208-230/1/60	5.4	35.7	1	0.5	15.0	15.0	5	15	20	20
BCH0005MCACY	YB06KAE-TF5	208-230/3/60	4.3	37.8	1	0.5	15.0	15.0	5	15	20	20
BCH0008MBACY	YB07KAE-PFV	208-230/1/60	5.6	48.0	1	0.5	15.0	15.0	5	15	20	20
BCH0008MCACY	YB07KAE-TF5	208-230/3/60	4.7	37.8	1	0.5	15.0	15.0	5	15	20	20
BCH0009MBACY	YB08KAE-PFV	208-230/1/60	7.2	47.2	1	0.5	15.0	15.0	5	15	20	20
BCH0009MCACY	YB08KAE-TF5	208-230/3/60	4.7	37.8	1	0.5	15.0	15.0	5	15	20	20
BCH0010MBACY	YS09KAE-PFV	208-230/1/60	9.0	40.3	1	0.5	15.0	20.0	5	15	20	25
BCH0010MCACY	YS09KAE-TF5	208-230/3/60	7.2	55.4	1	0.5	15.0	15.0	5	15	20	20
BCH0010MDACY	YS09KAE-TFD	460/3/60	3.4	28.0	1	0.5	15.0	15.0	5	15	20	20
BCH0012MBACY	YS11KAE-PFV	208-230/1/60	11.3	55.0	2	1	20.0	25.0	10	30	37.5	40
BCH0012MCACY	YS11KAE-TF5	208-230/3/60	9.3	58.0	2	1	15.0	20.0	9	23	28.8	30
BCH0012MDACY	YS11KAE-TFD	460/3/60	3.8	28.0	2	1	15.0	15.0	b	b	15	15
BCH0015MBACY	YS12KAE-PFV	208-230/1/60	10.8	56.0	2	1	15.0	25.0	10	30	37.5	40
BCH0015MCACY	YS12KAE-TF5	208-230/3/60	8.7	58.0	2	1	15.0	20.0	9	23	28.8	30
BCH0015MDACY	YS12KAE-TFD	460/3/60	4.3	29.0	2	1	15.0	15.0	b	b	15	15
BCH0020MBACY	YS14KAE-PFV	208-230/1/60	14.1	68.0	2	1	20.0	30.0	10	30	37.5	40
BCH0020MCACY	YS14KAE-TF5	208-230/3/60	9.6	58.0	2	1	15.0	20.0	9	23	28.8	30
BCH0020MDACY	YS14KAE-TFD	460/3/60	4.8	29.0	2	1	15.0	15.0	b	b	15	15
BCH0025MBACY	YS16KAE-PFV	208-230/1/60	16.2	75.0	2	1	21.2	35.0	10	30	37.5	45
BCH0025MCACY	YS16KAE-TF5	208-230/3/60	12.3	73.0	2	1	20.0	25.0	9	23	28.8	35
BCH0025MDACY	YS16KAE-TFD	460/3/60	5.8	38.0	2	1	15.0	15.0	b	b	15	15
BCH0027MBACY	YS19KAE-PFV	208-230/1/60	17.8	88.0	1	3.5	25.7	40.0	10	30	37.5	50
BCH0027MCACY	YS19KAE-TF5	208-230/3/60	10.8	76.9	1	3.5	20.0	25.0	10	30	37.5	40
BCH0027MDACY	YS19KAE-TFD	460/3/60	4.9	41.6	1	1.9	15.0	15.0	9	23	28.8	30
BCH0030MBACY	YS21KAE-PFV	208-230/1/60	20.8	112.0	1	3.5	29.5	50.0	10	30	39.5	60
BCH0030MCACY	YS21KAE-TF5	208-230/3/60	13.7	93.0	1	3.5	20.6	30.0	10	30	37.5	40
BCH0030MDACY	YS21KAE-TFD	460/3/60	6.2	48.0	1	1.9	15.0	15.0	9	23	28.8	30
BCH0035MBACY	YS24KAE-PFV	208-230/1/60	21.2	104.0	1	3.5	29.9	50.0	10	30	39.9	60
BCH0035MCACY	YS24KAE-TF5	208-230/3/60	13.9	93.0	1	3.5	20.9	30.0	10	30	37.5	40
BCH0035MDACY	YS24KAE-TFD	460/3/60	6.2	48.0	1	1.9	15.0	15.0	9	23	28.8	30
BCH0045MBACY	YS26KAE-PFV	208-230/1/60	23.4	137.0	1	3.5	32.7	50.0	10	30	42.7	60

Notes:
b. Power supplied by customer
c. Per UL and NEC, RLA values have been calculated by dividing the Maximum Continuous Current (MCC) by 1.56.
d. Unless otherwise noted, model is available for 50 Hz. Consult factory for details.

A2L ELECTRICAL DATA

Medium Temperature Models - Copeland Scroll Compressors

Model	Compressor	Power[d]	Compressor		Condenser		Air Defrost or Remote Controller		Remote Loads			
			RLA[c]	LRA	No. Fans	FLA	MCA	MOPD	Evap. Fan Amps	Defrost Htrs. Amps	Electric Defrost MCA	Electric Defrost MOPD
BCH0045MCACY	YS26KAE-TF5	208-230/3/60	18.4	114.0	1	3.5	26.5	40.0	10	30	37.5	50
BCH0045MDACY	YS26KAE-TFD	460/3/60	8.4	58	1	1.9	15	20	9	23	28.8	30
BCH0050MBACY	YS30KAE-PFV	208-230/1/60	23	146	1	3.5	32.3	50	10	30	42.3	60
BCH0050MCACY	YS30KAE-TF5	208-230/3/60	20	114	1	3.5	28.5	45	10	30	38.5	50
BCH0050MDACY	YS30KAE-TFD	460/3/60	9	52	1	1.9	15	20	9	23	28.8	30
BCH0055MBACY	YS33KAE-PFV	208-230/1/60	28.5	169	1	3.5	39.2	60	10	30	49.2	60
BCH0055MCACY	YS33KAE-TF5	208-230/3/60	19.2	123	1	3.5	27.5	45	10	30	37.5	50
BCH0055MDACY	YS33KAE-TFD	460/3/60	8.7	62	1	1.9	15	20	9	23	28.8	30
BCH0060MCACY	YS40KAE-TF5	208-230/3/60	21.5	156	1	3.5	30.3	50	10	30	40.3	60
BCH0060MDACY	YS40KAE-TFD	460/3/60	8.3	75	1	1.9	15	20	9	23	28.8	30

A1 ELECTRICAL DATA

Medium Temperature Models - Copeland Scroll Compressors

Model	Compressor	Power[d]	Compressor		Condenser		Air Defrost or Remote Controller		Remote Loads			
			RLA[c]	LRA	No. Fans	FLA	MCA	MOPD	Evap. Fan Amps	Defrost Htrs. Amps	Electric Defrost MCA	Electric Defrost MOPD
BC*0005MBACZ	ZB06KAE-PFV	208-230/1/60	5.4	35.7	1	0.5	15.0	15.0	5	15	20	20
BC*0005MCACZ	ZB06KAE-TF5	208-230/3/60	4.3	37.8	1	0.5	15.0	15.0	5	15	20	20
BC*0008MBACZ	ZB07KAE-PFV	208-230/1/60	5.6	48.0	1	0.5	15.0	15.0	5	15	20	20
BC*0008MCACZ	ZB07KAE-TF5	208-230/3/60	4.7	37.8	1	0.5	15.0	15.0	5	15	20	20
BC*0009MBACZ	ZB08KAE-PFV	208-230/1/60	7.2	47.2	1	0.5	15.0	15.0	5	15	20	20
BC*0009MCACZ	ZB08KAE-TF5	208-230/3/60	4.7	37.8	1	0.5	15.0	15.0	5	15	20	20
BC*0010MBACZ	ZS09KAE-PFV	208-230/1/60	9.0	40.3	1	0.5	15.0	20.0	5	15	20	25
BC*0010MCACZ	ZS09KAE-TF5	208-230/3/60	7.2	55.4	1	0.5	15.0	15.0	5	15	20	20
BC*0010MDACZ	ZS09KAE-TFD	460/3/60	3.4	28.0	1	0.5	15.0	15.0	5	15	20	20
BC*0012MBACZ	ZS11KAE-PFV	208-230/1/60	11.3	55.0	2	1	20.0	25.0	10	30	37.5	40
BC*0012MCACZ	ZS11KAE-TF5	208-230/3/60	9.3	58.0	2	1	15.0	20.0	9	23	28.8	30
BC*0012MDACZ	ZS11KAE-TFD	460/3/60	3.8	28.0	2	1	15.0	15.0	b	b	15	15
BC*0015MBACZ	ZS13KAE-PFV	208-230/1/60	10.8	56.0	2	1	15.0	25.0	10	30	37.5	40
BC*0015MCACZ	ZS13KAE-TF5	208-230/3/60	8.7	58.0	2	1	15.0	20.0	9	23	28.8	30
BC*0015MDACZ	ZS13KAE-TFD	460/3/60	4.3	29.0	2	1	15.0	15.0	b	b	15	15
BC*0015MEACZ	ZS13KAE-TFE	575/3/60	3.2	24.5	2	1	15.0	15.0	b	b	15	15
BC*0020MBACZ	ZS15KAE-PFV	208-230/1/60	14.1	68.0	2	1	20.0	30.0	10	30	37.5	40
BC*0020MCACZ	ZS15KAE-TF5	208-230/3/60	9.6	58.0	2	1	15.0	20.0	9	23	28.8	30
BC*0020MDACZ	ZS15KAE-TFD	460/3/60	4.8	29.0	2	1	15.0	15.0	b	b	15	15
BC*0020MEACZ	ZS15KAE-TFE	575/3/60	3.5	24	2	1	15.0	15.0	b	b	15	15
BC*0025MBACZ	ZS19KAE-PFV	208-230/1/60	16.2	75.0	2	1	21.2	35.0	10	30	37.5	45
BC*0025MCACZ	ZS19KAE-TF5	208-230/3/60	12.3	73.0	2	1	20.0	25.0	9	23	28.8	35
BC*0025MDACZ	ZS19KAE-TFD	460/3/60	5.8	38.0	2	1	15.0	15.0	b	b	15	15
BC*0025MEACZ	ZS19KAE-TFE	575/3/60	3.8	28	2	1	15.0	15.0	b	b	15	15
BC*0027MBACZ	ZS20KAE-PFV	208-230/1/60	17.8	88.0	1	3.5	25.7	40.0	10	30	37.5	50
BC*0027MCACZ	ZS20KAE-TF5	208-230/3/60	10.8	76.9	1	3.5	20.0	25.0	10	30	37.5	40
BC*0027MDACZ	ZS20KAE-TFD	460/3/60	4.9	41.6	1	1.9	15.0	15.0	9	23	28.8	30
BC*0027MEACZ	ZS20KAE-TFE	575/3/60	4.4	33.0	1	1.4	15.0	15.0	7	18	28.8	30
BC*0030MBACZ	ZS21KAE-PFV	208-230/1/60	20.8	112.0	1	3.5	29.5	50.0	10	30	39.5	60
BC*0030MCACZ	ZS21KAE-TF5	208-230/3/60	13.7	93.0	1	3.5	20.6	30.0	10	30	37.5	40
BC*0030MDACZ	ZS21KAE-TFD	460/3/60	6.2	48.0	1	1.9	15.0	15.0	9	23	28.8	30
BC*0030MEACZ	ZS21KAE-TFE	575/3/60	5.2	33	1	1.4	15.0	15.0	7	18	22.5	25
BC*0035MBACZ	ZS26KAE-PFV	208-230/1/60	21.2	104.0	1	3.5	29.9	50.0	10	30	39.9	60
BC*0035MCACZ	ZS26KAE-TF5	208-230/3/60	13.9	93.0	1	3.5	20.9	30.0	10	30	37.5	40
BC*0035MDACZ	ZS26KAE-TFD	460/3/60	6.2	48.0	1	1.9	15.0	15.0	9	23	28.8	30

Notes:
* H = Outdoor, N = Indoor
b. Power supplied by customer
c. Per UL and NEC, RLA values have been calculated by dividing the Maximum Continuous Current (MCC) by 1.56.
d. Unless otherwise noted, model is available for 50 Hz. Consult factory for details.

A1 ELECTRICAL DATA

Medium Temperature Models - Copeland Scroll Compressors (Cont.)

Model	Compressor	Power[d]	Compressor		Condenser		Air Defrost or Remote Controller		Remote Loads			
			RLA[c]	LRA	No. Fans	FLA	MCA	MOPD	Evap. Fan Amps	Defrost Htrs. Amps	Electric Defrost MCA	Electric Defrost MOPD
BC*0035MEACZ	ZS26KAE-TFE	575/3/60	5.7	38	1	1.4	15	15	7	18	22.5	25
BC*0045MBACZ	ZS29KAE-PFV	208-230/1/60	23.4	137.0	1	3.5	32.7	50.0	10	30	42.7	60
BC*0045MCACZ	ZS29KAE-TF5	208-230/3/60	18.4	114.0	1	3.5	26.5	40.0	10	30	37.5	50
BC*0045MDACZ	ZS29KAE-TFD	460/3/60	8.4	58.0	1	1.9	15.0	20.0	9	23	28.8	30
BC*0045MEACZ	ZS29KAE-TFE	575/3/60	5.2	43	1	1.4	15.0	15.0	7	18	22.5	25
BC*0050MBACZ	ZS33KAE-PFV	208-230/1/60	23.0	146.0	1	3.5	32.3	50.0	10	30	42.3	60
BC*0050MCACZ	ZS33KAE-TF5	208-230/3/60	20.0	114.0	1	3.5	28.5	45.0	10	30	38.5	50
BC*0050MDACZ	ZS33KAE-TFD	460/3/60	9.0	52.0	1	1.9	15.0	20.0	9	23	28.8	30
BC*0050MEACZ	ZS33KAE-TFE	575/3/60	6.2	39.5	1	1.4	15.0	15.0	7	18	22.5	25
BC*0055MBACZ	ZS38K4E-PFV	208-230/1/60	28.5	169.0	1	3.5	39.2	60.0	10	30	49.2	60
BC*0055MCACZ	ZS38K4E-TF5	208-230/3/60	19.2	123.0	1	3.5	27.5	45.0	10	30	37.5	50
BC*0055MDACZ	ZS38K4E-TFD	460/3/60	8.7	62.0	1	1.9	15.0	20.0	9	23	28.8	30
BC*0055MEACZ	ZS38K4E-TFE	575/3/60	7.1	50	1	1.4	15.0	15.0	7	18	22.5	25
BC*0060MCACZ	ZS45K4E-TF5	208-230/3/60	21.5	156.0	1	3.5	30.3	50.0	10	30	40.3	60
BC*0060MDACZ	ZS45K4E-TFD	460/3/60	8.3	75.0	1	1.9	15.0	20.0	9	23	28.8	30
BC*0060MEACZ	ZS45K4E-TFE	575/3/60	7.1	54	1	1.4	15.0	15.0	7	18	22.5	25

Notes:
b. Power supplied by customer
c. Per UL and NEC, RLA values have been calculated by dividing the Maximum Continuous Current (MCC) by 1.56.
d. Unless otherwise noted, model is available for 50 Hz. Consult factory for details.

A1 ELECTRICAL DATA

Medium Temperature Models - LG Scroll Compressors

Model	Compressor	Power[d]	Compressor		Condenser		Air Defrost or Remote Controller		Remote Loads			
			RLA[c]	LRA	No. Fans	FLA	MCA	MOPD	Evap. Fan Amps	Defrost Htrs. Amps	Electric Defrost MCA	Electric Defrost MOPD
BC*0010MBALZ	MPA010KAA	208-230/1/60[e]	7.3	42.0	1	0.5	15.0	15.0	5	15	20	20
BC*0010MCALZ	MPA010RAA	208-230/3/60[e]	4.8	56.0	1	0.5	15.0	15.0	5	15	20	20
BC*0010MDALZ	MPA010SAA	460/3/60[e]	2.8	29.0	1	0.5	15.0	15.0	5	15	20	20
BC*0015MBALZ	MPA013KAA	208-230/1/60[e]	10.3	67.0	2	1	15.0	20.0	10	30	37.5	40
BC*0015MCALZ	MPA013RAA	208-230/3/60[e]	6.4	62.0	2	1	15.0	15.0	9	23	28.8	30
BC*0015MDALZ	MPA013SAA	460/3/60[e]	3.8	31.0	2	1	15.0	15.0	b	b	15	15
BC*0020MBALZ	MPA015KAA	208-230/1/60[e]	11.5	77.0	2	1	20.0	25.0	10	30	37.5	40
BC*0020MCALZ	MPA015RAA	208-230/3/60[e]	7.1	62.0	2	1	15.0	15.0	9	23	28.8	30
BC*0020MDALZ	MPA015SAA	460/3/60[e]	3.8	31.0	2	1	15.0	15.0	b	b	15	15
BC*0025MBALZ	MPA019KAA	208-230/1/60[e]	12.8	77.0	2	1	20.0	25.0	10	30	37.5	40
BC*0025MCALZ	MPA019RAA	208-230/3/60[e]	7.7	69.0	2	1	15.0	15.0	9	23	28.8	30
BC*0025MDALZ	MPA019SAA	460/3/60[e]	3.8	31.0	2	1	15.0	15.0	b	b	15	15
BC*0030MBALZ	MBA021KAA	208-230/1/60[e]	17.9	94.0	1	3.5	25.9	40.0	10	30	37.5	50
BC*0030MCALZ	MBA021RAA	208-230/3/60[e]	12.2	118.0	1	3.5	20.0	30.0	10	30	37.5	40
BC*0030MDALZ	MBA021SAA	460/3/60[e]	5.8	69.0	1	1.9	15.0	15.0	9	23	28.8	30
BC*0035MBALZ	MBA026KAA	208-230/1/60[e]	19.2	118.0	1	3.5	27.5	45.0	10	30	37.5	50
BC*0035MCALZ	MBA026RAA	208-230/3/60[e]	11.5	118.0	1	3.5	20.0	25.0	10	30	37.5	40
BC*0035MDALZ	MBA026SAA	460/3/60[e]	5.8	69.0	1	1.9	15.0	15.0	9	23	28.8	30
BC*0045MBALZ	MBA029KAA	208-230/1/60[e]	22.4	118.0	1	3.5	31.5	50.0	10	30	41.5	60
BC*0045MCALZ	MBA029RAA	208-230/3/60[e]	12.2	115.0	1	3.5	20.0	30.0	10	30	37.5	40
BC*0045MDALZ	MBA029SAA	460/3/60[e]	5.8	69.0	1	1.9	15.0	15.0	9	23	28.8	30
BC*0050MBALZ	MBA033KAA	208-230/1/60[e]	21.8	118.0	1	3.5	30.7	50.0	10	30	40.7	60
BC*0050MCALZ	MBA033RAA	208-230/3/60[e]	12.2	115.0	1	3.5	20.0	30.0	10	30	37.5	40
BC*0050MDALZ	MBA033SAA	460/3/60[e]	6.4	60.0	1	1.9	15.0	15.0	9	23	28.8	30
BC*0055MBALZ	MRA038KAA	208-230/1/60[e]	25.1	159.0	1	3.5	34.8	50.0	10	30	44.8	60
BC*0055MCALZ	MRA038RAA	208-230/3/60[e]	18.3	137.0	1	3.5	26.4	40.0	10	30	37.5	50
BC*0055MDALZ	MRA038SAA	460/3/60[e]	9.1	84.0	1	1.9	15.0	20.0	9	23	28.8	30
BC*0060MCALZ	MRA045RAA	208-230/3/60[e]	18.7	156.0	1	3.5	26.8	45.0	10	30	37.5	50
BC*0060MDALZ	MRA045SAA	460/3/60[e]	8.8	84.0	1	1.9	15.0	20.0	9	23	28.8	30

Notes:
b. Power supplied by customer
c. Per UL and NEC, RLA values have been calculated by dividing the Maximum Continuous Current (MCC) by 1.56.
d. Unless otherwise noted, model is available for 50 Hz. Consult factory for details.
e. Compressor not rated for 50 Hz operation.

A2L ELECTRICAL DATA

Low Temperature Models - Copeland Scroll Compressors

Model	Compressor	Power[d]	Compressor		Condenser		Air Defrost or Remote Controller		Remote Loads			
									Evap. Fan Amps	Defrost Htrs. Amps	Electric Defrost	
			RLA[c]	LRA	No. Fans	FLA	MCA	MOPD			MCA	MOPD
BCH0006LBACY	YF03KAE-PFV	208-230/1/60	5.4	42.3	1	0.5	15.0	15.0	5	15	20	20
BCH0006LCACY	YF03KAE-TF5	208-230/3/60	3.7	31.7	1	0.5	15.0	15.0	5	15	20	20
BCH0008LBACY	YF04KAE-PFV	208-230/1/60	6.6	40.3	1	0.5	15.0	15.0	5	15	20	20
BCH0008LCACY	YF04KAE-TF5	208-230/3/60	6.0	55.4	1	0.5	15.0	15.0	5	15	20	20
BCH0008LDACY	YF04KAE-TFD	460/3/60	3.0	28.0	1	0.5	15.0	15.0	5	15	20	20
BCH0010LBACY	YF05KAE-PFV	208-230/1/60	7.8	55.0	1	0.5	15.0	15.0	5	15	20	20
BCH0010LCACY	YF05KAE-TF5	208-230/3/60	6.6	58.0	1	0.5	15.0	15.0	5	15	20	20
BCH0010LDACY	YF05KAE-TFD	460/3/60	2.9	28.0	1	0.5	15.0	15.0	5	15	20	20
BCH0018LBACY	YF06KAE-PFV	208-230/1/60	12.2	68.0	1	0.5	20.0	25.0	5	15	20.8	30
BCH0018LCACY	YF06KAE-TF5	208-230/3/60	7.4	58.0	1	0.5	15.0	15.0	5	15	20	20
BCH0018LDACY	YF06KAE-TFD	460/3/60	3.7	28.0	1	0.5	15.0	15.0	5	15	20	20
BCH0022LBACY	YF07KAE-PFV	208-230/1/60	12.4	75.0	1	0.5	20.0	25.0	5	15	21	30
BCH0022LCACY	YF07KAE-TF5	208-230/3/60	7.8	58.0	1	0.5	15.0	15.0	5	15	20	20
BCH0022LDACY	YF07KAE-TFD	460/3/60	3.6	28.0	1	0.5	15.0	15.0	5	15	20	20
BCH0025LBACY	YF06KSE-PFV	208-230/1/60	14.7	73.0	2	1	20.0	30.0	10	30	37.5	40
BCH0025LCACY	YF06KSE-TF5	208-230/3/60	8.7	63.0	2	1	15.0	20.0	9	23	28.8	30
BCH0025LDACY	YF06KSE-TFD	460/3/60	4.5	31.0	2	1	15.0	15.0	b	b	15	15
BCH0030LBACY	YF07KSE-PFV	208-230/1/60	12.8	88.0	2	1	20.0	25.0	10	30	37.5	40
BCH0030LCACY	YF07KSE-TF5	208-230/3/60	9.9	77.0	2	1	15.0	20.0	9	23	28.8	30
BCH0030LDACY	YF07KSE-TFD	460/3/60	4.5	39.0	2	1	15.0	15.0	b	b	—	—
BCH0035LBACY	YF09KSE-PFV	208-230/1/60	16.3	109.0	2	1	21.4	35.0	10	30	37.5	45
BCH0035LCACY	YF09KSE-TF5	208-230/3/60	12.2	88.0	2	1	20.0	25.0	9	23	28.8	35
BCH0035LDACY	YF09KSE-TFD	460/3/60	5.8	44.0	2	1	15.0	15.0	b	b	15	15
BCH0045LBACY	YF10KAE-PFV	208-230/1/60	24.0	129.0	1	3.5	33.5	50.0	10	30	43.5	60
BCH0045LCACY	YF10KAE-TF5	208-230/3/60	11.9	99.0	1	3.5	20.0	30.0	10	30	37.5	40
BCH0045LDACY	YF10KAE-TFD	460/3/60	6.4	49.5	1	1.9	15.0	15.0	9	23	28.8	30
BCH0055LBACY	YF13KAE-PFV	208-230/1/60	24.7	169.0	1	3.5	34.3	50.0	10	30	44.3	60
BCH0055LCACY	YF13KAE-TF5	208-230/3/60	17.0	123.0	1	3.5	24.7	40.0	10	30	37.5	50
BCH0055LDACY	YF13KAE-TFD	460/3/60	8.7	62.0	1	1.9	15.0	20.0	9	23	28.8	30
BCH0060LCACY	YF15KAE-TF5	208-230/3/60	21.5	156.0	1	3.5	30.3	50.0	10	30	40.3	60
BCH0060LDACY	YF15KAE-TFD	460/3/60	8.0	75.0	1	1.9	15.0	15.0	9	23	28.8	30

Notes:
b. Power supplied by customer
c. Per UL and NEC, RLA values have been calculated by dividing the Maximum Continuous Current (MCC) by 1.56.
d. Unless otherwise noted, model is available for 50 Hz. Consult factory for details.

A1 ELECTRICAL DATA

Low Temperature Models - Copeland Scroll Compressors

Model	Compressor	Power[d]	Compressor		Condenser		Air Defrost or Remote Controller		Remote Loads			
			RLA[c]	LRA	No. Fans	FLA	MCA	MOPD	Evap. Fan Amps	Defrost Htrs. Amps	Electric Defrost MCA	Electric Defrost MOPD
BC*0006LBACZ	ZF03KAE-PFV	208-230/1/60	5.4	42.3	1	0.5	15.0	15.0	5	15	20	20
BC*0006LCACZ	ZF03KAE-TF5	208-230/3/60	3.7	31.7	1	0.5	15.0	15.0	5	15	20	20
BC*0008LBBCZ	ZF04KAE-PFV	208-230/1/60	6.6	40.3	1	0.5	15.0	15.0	5	15	20	20
BC*0008LCBCZ	ZF04KAE-TF5	208-230/3/60	6.0	55.4	1	0.5	15.0	15.0	5	15	20	20
BC*0008LDBCZ	ZF04KAE-TFD	460/3/60	3.0	28.0	1	0.5	15.0	15.0	5	15	20	20
BC*0010LBBCZ	ZF05KAE-PFV	208-230/1/60	7.8	55.0	1	0.5	15.0	15.0	5	15	20	20
BC*0010LCBCZ	ZF05KAE-TF5	208-230/3/60	6.6	58.0	1	0.5	15.0	15.0	5	15	20	20
BC*0010LDBCZ	ZF05KAE-TFD	460/3/60	2.9	28.0	1	0.5	15.0	15.0	5	15	20	20
BC*0018LBBCZ	ZF06KAE-PFV	208-230/1/60	12.2	68.0	1	0.5	20.0	25.0	5	15	20.8	30
BC*0018LCBCZ	ZF06KAE-TF5	208-230/3/60	7.4	58.0	1	0.5	15.0	15.0	5	15	20	20
BC*0018LDBCZ	ZF06KAE-TFD	460/3/60	3.7	28.0	1	0.5	15.0	15.0	5	15	20	20
BC*0022LBBCZ	ZF07KAE-PFV	208-230/1/60	12.4	75.0	1	0.5	20.0	25.0	5	15	21	30
BC*0022LCBCZ	ZF07KAE-TF5	208-230/3/60	7.8	58.0	1	0.5	15.0	15.0	5	15	20	20
BC*0022LDBCZ	ZF07KAE-TFD	460/3/60	3.6	28.0	1	0.5	15.0	15.0	5	15	20	20
BC*0025LBACZ	ZF08K4E-PFV	208-230/1/60	14.7	73.0	2	1	20.0	30.0	10	30	37.5	40
BC*0025LCACZ	ZF08K4E-TF5	208-230/3/60	8.7	63.0	2	1	15.0	20.0	9	23	28.8	30
BC*0025LDACZ	ZF08K4E-TFD	460/3/60	4.5	31.0	2	1	15.0	15.0	b	b	15	15
BC*0030LBACZ	ZF09K4E-PFV	208-230/1/60	12.8	88.0	2	1	20.0	25.0	10	30	37.5	40
BC*0030LCBCZ	ZF09K4E-TF5	208-230/3/60	9.9	77.0	2	1	15.0	20.0	9	23	28.8	30
BC*0030LDBCZ	ZF09K4E-TFD	460/3/60	4.5	39.0	2	1	15.0	15.0	b	b	15	15
BC*0030LEBCZ	ZF09K4E-TFE	575/3/60	3.5	31	2	1	15.0	15.0	b	b	15	15
BC*0035LBACZ	ZF11K4E-PFV	208-230/1/60	16.3	109.0	2	1	21.4	35.0	10	30	37.5	45
BC*0035LCBCZ	ZF11K4E-TF5	208-230/3/60	12.2	88.0	2	1	20.0	25.0	9	23	28.8	35
BC*0035LDBCZ	ZF11K4E-TFD	460/3/60	5.8	44.0	2	1	15.0	15.0	b	b	15	15
BC*0035LEBCZ	ZF11K4E-TFE	575/3/60	4.2	34	2	1	15.0	15.0	b	b	15	15
BC*0045LBBCZ	ZF13K4E-PFV	208-230/1/60	24.0	129.0	1	3.5	33.5	50.0	10	30	43.5	60
BC*0045LCBCZ	ZF13K4E-TF5	208-230/3/60	11.9	99.0	1	3.5	20.0	30.0	10	30	37.5	40
BC*0045LDBCZ	ZF13K4E-TFD	460/3/60	6.4	49.5	1	1.9	15.0	15.0	9	23	28.8	30
BC*0045LEBCZ	ZF13K4E-TFE	575/3/60	6.4	39.6	1	1.4	15.0	15.0	7	18	23	25
BC*0055LBBCZ	ZF15K4E-PFV	208-230/1/60	24.7	169.0	1	3.5	34.3	50.0	10	30	44.3	60
BC*0055LCBCZ	ZF15K4E-TF5	208-230/3/60	17.0	123.0	1	3.5	24.7	40.0	10	30	37.5	50
BC*0055LDBCZ	ZF15K4E-TFD	460/3/60	8.7	62.0	1	1.9	15.0	20.0	9	23	28.8	30
BC*0055LEBCZ	ZF15K4E-TFE	575/3/60	5.8	50	1	1.4	15.0	15.0	7	18	23	25
BC*0060LCACZ	ZF18K4E-TF5	208-230/3/60	21.5	156.0	1	3.5	30.3	50.0	10	30	40.3	60
BC*0060LDACZ	ZF18K4E-TFD	460/3/60	8.0	75.0	1	1.9	15.0	15.0	9	23	28.8	30
BC*0060LEACZ	ZF18K4E-TFE	575/3/60	7.1	54	1	1.4	15.0	15.0	7	18	23	25

Notes:
b. Power supplied by customer
c. Per UL and NEC, RLA values have been calculated by dividing the Maximum Continuous Current (MCC) by 1.56.
d. Unless otherwise noted, model is available for 50 Hz. Consult factory for details.

A2L AWEF DATA – MEDIUM TEMPERATURE

Copeland Scroll Compressor Models - Outdoor

If model has a numerical value in the table below, the following statement applies:
"This refrigeration system is designed and certified for use in walk-in cooler applications."

Model	Outdoor							
	R-404A/ R-507A	R-448A	R-449A	R-407A	R-407C	R-454A	R-454C	R-455A
BCH0005MBACY	7.6	7.6	7.6	7.6	7.6	7.6	7.6	7.6
BCH0005MCACY	7.6	7.6	7.6	7.6	7.6	7.6	7.6	7.6
BCH0008MBACY	7.6	7.6	7.6	7.6	7.6	7.6	7.6	7.6
BCH0008MCACY	7.6	7.6	7.6	7.6	7.6	7.6	7.6	7.6
BCH0009MBACY	7.6	7.6	7.6	7.6	7.6	7.6	7.6	7.6
BCH0009MCACY	7.6	7.6	7.6	7.6	7.6	7.6	7.6	7.6
BCH0010MBACY	7.6	7.6	7.6	7.6	7.6	7.6	7.6	7.6
BCH0010MCACY	7.6	7.6	7.6	7.6	7.6	7.6	7.6	7.6
BCH0010MDACY	7.6	7.6	7.6	7.6	7.6	7.6	7.6	7.6
BCH0012MBACY	7.6	7.6	7.6	7.6	7.6	7.6	7.6	7.6
BCH0012MCACY	7.6	7.6	7.6	7.6	7.6	7.6	7.6	7.6
BCH0012MDACY	7.6	7.6	7.6	7.6	7.6	7.6	7.6	7.6
BCH0015MBACY	7.6	7.6	7.6	7.6	7.6	7.6	7.6	7.6
BCH0015MCACY	7.6	7.6	7.6	7.6	7.6	7.6	7.6	7.6
BCH0015MDACY	7.6	7.6	7.6	7.6	7.6	7.6	7.6	7.6
BCH0020MBACY	7.6	7.6	7.6	7.6	7.6	7.6	7.6	7.6
BCH0020MCACY	7.6	7.6	7.6	7.6	7.6	7.6	7.6	7.6
BCH0020MDACY	7.6	7.6	7.6	7.6	7.6	7.6	7.6	7.6
BCH0025MBACY	7.6	7.6	7.6	7.6	7.6	7.6	7.6	7.6
BCH0025MCACY	7.6	7.6	7.6	7.6	7.6	7.6	7.6	7.6
BCH0025MDACY	7.6	7.6	7.6	7.6	7.6	7.6	7.6	7.6
BCH0027MBACY	7.6	7.6	7.6	7.6	7.6	7.6	7.6	7.6
BCH0027MCACY	7.6	7.6	7.6	7.6	7.6	7.6	7.6	7.6
BCH0027MDACY	7.6	7.6	7.6	7.6	7.6	7.6	7.6	7.6
BCH0030MBACY	7.6	7.6	7.6	7.6	7.6	7.6	7.6	7.6
BCH0030MCACY	7.6	7.6	7.6	7.6	7.6	7.6	7.6	7.6
BCH0030MDACY	7.6	7.6	7.6	7.6	7.6	7.6	7.6	7.6
BCH0035MBACY	7.6	7.6	7.6	7.6	7.6	7.6	7.6	7.6
BCH0035MCACY	7.6	7.6	7.6	7.6	7.6	7.6	7.6	7.6
BCH0035MDACY	7.6	7.6	7.6	7.6	7.6	7.6	7.6	7.6
BCH0045MBACY	7.6	7.6	7.6	7.6	7.6	7.6	7.6	7.6
BCH0045MCACY	7.6	7.6	7.6	7.6	7.6	7.6	7.6	7.6

Notes:
X = model not suitable for this refrigerant
— = model is not DOE AWEF compliant

A2L AWEF DATA – MEDIUM TEMPERATURE

Copeland Scroll Compressor Models - Outdoor

If model has a numerical value in the table below, the following statement applies:
"This refrigeration system is designed and certified for use in walk-in cooler applications."

Model	Outdoor							
	R-404A/R-507A	R-448A	R-449A	R-407A	R-407C	R-454A	R-454C	R-455A
BCH0045MDACY	7.6	7.6	7.6	7.6	7.6	7.6	7.6	7.6
BCH0050MBACY	7.6	7.6	7.6	7.6	7.6	7.6	7.6	7.6
BCH0050MCACY	7.6	7.6	7.6	7.6	7.6	7.6	7.6	7.6
BCH0050MDACY	7.6	7.6	7.6	7.6	7.6	7.6	7.6	7.6
BCH0055MBACY	7.6	7.6	7.6	7.6	7.6	7.6	7.6	7.6
BCH0055MCACY	7.6	7.6	7.6	7.6	7.6	7.6	7.6	7.6
BCH0055MDACY	7.6	7.6	7.6	7.6	7.6	7.6	7.6	7.6
BCH0060MCACY	7.6	7.6	7.6	7.6	7.6	7.6	7.6	7.6
BCH0060MDACY	7.6	7.6	7.6	7.6	7.6	7.6	7.6	7.6

Notes:
X = model not suitable for this refrigerant
— = model is not DOE AWEF compliant

A1 AWEF DATA – MEDIUM TEMPERATURE

Copeland Scroll Compressor Models - Indoor/Outdoor

If model has a numerical value in the table below, the following statement applies:
"This refrigeration system is designed and certified for use in walk-in cooler applications."

Model	Indoor						Outdoor					
	R-404A/ R-507A	R-448A	R-449A	R-407A	R-407C	R-407F	R-404A/ R-507A	R-448A	R-449A	R-407A	R-407C	R-407F
BC*0005MBACZ	—	—	—	—	—	X	7.60	7.60	7.60	—	7.60	X
BC*0005MCACZ	—	—	—	—	—	X	7.60	7.60	7.60	7.60	7.60	X
BC*0008MBACZ	—	—	—	—	—	X	7.60	7.60	7.60	7.60	7.60	X
BC*0008MCACZ	—	—	—	—	—	X	7.60	7.60	7.60	7.60	7.60	X
BC*0009MBACZ	—	—	—	—	—	X	7.60	7.60	7.60	7.60	7.60	X
BC*0009MCACZ	—	—	—	—	—	X	7.60	7.60	7.60	7.60	7.60	X
BC*0010MBACZ	—	—	—	—	—	X	7.60	7.60	7.60	7.60	7.60	X
BC*0010MCACZ	—	—	—	—	—	X	7.60	7.60	7.60	7.60	7.60	X
BC*0010MDACZ	—	—	—	—	—	X	7.60	7.60	7.60	7.60	7.60	X
BC*0012MBACZ	5.61	—	—	—	X	X	7.60	7.60	7.60	7.60	X	X
BC*0012MCACZ	5.61	—	—	—	X	X	7.60	7.60	7.60	7.60	X	X
BC*0012MDACZ	5.61	—	—	—	X	X	7.60	7.60	7.60	7.60	X	X
BC*0015MBACZ	5.61	—	—	—	X	X	7.60	7.60	7.60	7.60	7.60	X
BC*0015MCACZ	5.61	—	—	—	—	X	7.60	7.60	7.60	7.60	7.60	X
BC*0015MDACZ	5.61	—	—	—	—	X	7.60	7.60	7.60	7.60	7.60	X
BC*0015MEACZ	5.61	—	—	—	—	X	7.60	7.60	7.60	7.60	7.60	X
BC*0020MBACZ	5.61	—	—	—	5.61	X	7.60	7.60	7.60	7.60	7.60	X
BC*0020MCACZ	5.61	—	—	—	5.61	X	7.60	7.60	7.60	7.60	7.60	X
BC*0020MDACZ	5.61	—	—	—	5.61	X	7.60	7.60	7.60	7.60	7.60	X
BC*0020MEACZ	5.61	—	—	—	5.61	X	7.60	7.60	7.60	7.60	7.60	X
BC*0025MBACZ	5.61	—	—	—	—	X	7.60	7.60	7.60	7.60	7.60	X
BC*0025MCACZ	5.61	—	—	—	—	X	7.60	7.60	7.60	7.60	7.60	X
BC*0025MDACZ	5.61	—	—	—	—	X	7.60	7.60	7.60	7.60	7.60	X
BC*0025MEACZ	5.61	—	—	—	—	X	7.60	7.60	7.60	7.60	7.60	X
BC*0027MBACZ	5.61	5.61	5.61	5.61	X	X	7.60	7.60	7.60	7.60	X	X
BC*0027MCACZ	5.61	5.61	5.61	5.61	X	X	7.60	7.60	7.60	7.60	X	X
BC*0027MDACZ	5.61	5.61	5.61	5.61	X	X	7.60	7.60	7.60	7.60	X	X
BC*0027MEACZ	5.61	5.61	5.61	5.61	X	X	7.60	7.60	7.60	7.60	X	X
BC*0030MBACZ	5.61	5.61	5.61	5.61	5.61	X	7.60	7.60	7.60	7.60	7.60	X
BC*0030MCACZ	5.61	5.61	5.61	5.61	5.61	X	7.60	7.60	7.60	7.60	7.60	X
BC*0030MDACZ	5.61	5.61	5.61	5.61	5.61	X	7.60	7.60	7.60	7.60	7.60	X
BC*0030MEACZ	5.61	5.61	5.61	5.61	5.61	X	7.60	7.60	7.60	7.60	7.60	X
BC*0035MBACZ	5.61	5.61	5.61	5.61	5.61	X	7.60	7.60	7.60	7.60	7.60	X
BC*0035MCACZ	5.61	5.61	5.61	5.61	5.61	X	7.60	7.60	7.60	7.60	7.60	X
BC*0035MDACZ	5.61	5.61	5.61	5.61	5.61	X	7.60	7.60	7.60	7.60	7.60	X
BC*0035MEACZ	5.61	5.61	5.61	5.61	5.61	X	7.60	7.60	7.60	7.60	7.60	X
BC*0045MBACZ	5.61	5.61	5.61	5.61	5.61	X	7.60	7.60	7.60	7.60	7.60	X
BC*0045MCACZ	5.61	5.61	5.61	5.61	5.61	X	7.60	7.60	7.60	7.60	7.60	X
BC*0045MDACZ	5.61	5.61	5.61	5.61	5.61	X	7.60	7.60	7.60	7.60	7.60	X
BC*0045MEACZ	5.61	5.61	5.61	5.61	5.61	X	7.60	7.60	7.60	7.60	7.60	X

Notes:
X = model not suitable for this refrigerant
— = model is not DOE AWEF compliant

AWEF DATA – MEDIUM TEMPERATURE

Copeland Scroll Compressor Models - Indoor/Outdoor (Cont.)

If model has a numerical value in the table below, the following statement applies:
"This refrigeration system is designed and certified for use in walk-in cooler applications."

Model	Indoor						Outdoor					
	R-404A/ R-507A	R-448A	R-449A	R-407A	R-407C	R-407F	R-404A/ R-507A	R-448A	R-449A	R-407A	R-407C	R-407F
BC*0050MBACZ	5.61	—	—	—	5.61	X	7.60	7.60	7.60	7.60	7.60	X
BC*0050MCACZ	5.61	—	—	—	5.61	X	7.60	7.60	7.60	7.60	7.60	X
BC*0050MDACZ	5.61	—	—	—	5.61	X	7.60	7.60	7.60	7.60	7.60	X
BC*0050MEACZ	5.61	—	—	—	5.61	X	7.60	7.60	7.60	7.60	7.60	X
BC*0055MBACZ	5.61	—	—	—	5.61	X	7.60	—	—	7.60	7.60	X
BC*0055MCACZ	5.61	—	—	—	5.61	X	7.60	7.60	7.60	7.60	7.60	X
BC*0055MDACZ	5.61	—	—	—	5.61	X	7.60	7.60	7.60	7.60	7.60	X
BC*0055MEACZ	5.61	—	—	—	5.61	X	7.60	7.60	7.60	7.60	7.60	X
BC*0060MCACZ	5.61	—	—	—	5.61	X	7.60	7.60	7.60	7.60	7.60	X
BC*0060MDACZ	5.61	—	—	—	5.61	X	7.60	7.60	7.60	7.60	7.60	X
BC*0060MEACZ	5.61	—	—	—	5.61	X	7.60	7.60	7.60	7.60	7.60	X

Notes:
X = model not suitable for this refrigerant
— = model is not DOE AWEF compliant

A1 AWEF DATA – MEDIUM TEMPERATURE

LG Scroll Compressor Models - Indoor/Outdoor

If model has a numerical value in the table below, the following statement applies:
"This refrigeration system is designed and certified for use in walk-in cooler applications."

Model	Indoor						Outdoor					
	R-404A/ R-507A	R-448A	R-449A	R-407A	R-407C	R-407F	R-404A/ R-507A	R-448A	R-449A	R-407A	R-407C	R-407F
BC*0010MBALZ	—	—	—	—	—	X	7.60	7.60	7.60	7.60	7.60	X
BC*0010MCALZ	—	—	—	—	—	X	7.60	7.60	7.60	7.60	7.60	X
BC*0010MDALZ	—	—	—	—	—	X	7.60	7.60	7.60	7.60	7.60	X
BC*0015MBALZ	5.61	—	—	—	—	X	7.60	7.60	7.60	7.60	7.60	X
BC*0015MCALZ	5.61	—	—	—	—	X	7.60	7.60	7.60	7.60	7.60	X
BC*0015MDALZ	5.61	—	—	—	—	X	7.60	7.60	7.60	7.60	7.60	X
BC*0020MBALZ	5.61	—	—	—	5.61	X	7.60	7.60	7.60	7.60	7.60	X
BC*0020MCALZ	5.61	—	—	—	5.61	X	7.60	7.60	7.60	7.60	7.60	X
BC*0020MDALZ	5.61	—	—	—	5.61	X	7.60	7.60	7.60	7.60	7.60	X
BC*0025MBALZ	5.61	—	—	—	—	X	7.60	7.60	7.60	7.60	7.60	X
BC*0025MCALZ	5.61	—	—	—	—	X	7.60	7.60	7.60	7.60	7.60	X
BC*0025MDALZ	5.61	—	—	—	—	X	7.60	7.60	7.60	7.60	7.60	X
BC*0030MBALZ	5.61	5.61	5.61	5.61	5.61	X	7.60	7.60	7.60	7.60	7.60	X
BC*0030MCALZ	5.61	5.61	5.61	5.61	5.61	X	7.60	7.60	7.60	7.60	7.60	X
BC*0030MDALZ	5.61	5.61	5.61	5.61	5.61	X	7.60	7.60	7.60	7.60	7.60	X
BC*0035MBALZ	5.61	5.61	5.61	5.61	5.61	X	7.60	7.60	7.60	7.60	7.60	X
BC*0035MCALZ	5.61	5.61	5.61	5.61	5.61	X	7.60	7.60	7.60	7.60	7.60	X
BC*0035MDALZ	5.61	5.61	5.61	5.61	5.61	X	7.60	7.60	7.60	7.60	7.60	X
BC*0045MBALZ	5.61	5.61	5.61	5.61	5.61	X	7.60	7.60	7.60	7.60	7.60	X
BC*0045MCALZ	5.61	5.61	5.61	5.61	5.61	X	7.60	7.60	7.60	7.60	7.60	X
BC*0045MDALZ	5.61	5.61	5.61	5.61	5.61	X	7.60	7.60	7.60	7.60	7.60	X
BC*0050MBALZ	5.61	—	—	—	5.61	X	7.60	7.60	7.60	7.60	7.60	X
BC*0050MCALZ	5.61	—	—	—	5.61	X	7.60	7.60	7.60	7.60	7.60	X
BC*0050MDALZ	5.61	—	—	—	5.61	X	7.60	7.60	7.60	7.60	7.60	X
BC*0055MBALZ	5.61	—	—	—	5.61	X	7.60	—	—	7.60	7.60	X
BC*0055MCALZ	5.61	—	—	—	5.61	X	7.60	7.60	7.60	7.60	7.60	X
BC*0055MDALZ	5.61	—	—	—	5.61	X	7.60	7.60	7.60	7.60	7.60	X
BC*0060MCALZ	5.61	—	—	—	5.61	X	7.60	7.60	7.60	7.60	7.60	X
BC*0060MDALZ	5.61	—	—	—	5.61	X	7.60	7.60	7.60	7.60	7.60	X

Notes:
X = model not suitable for this refrigerant
— = model is not DOE AWEF compliant

A2L AWEF DATA – LOW TEMPERATURE

Copeland Scroll Models - Outdoor

If model has a numerical value in the table below, the following statement applies:
"This refrigeration system is designed and certified for use in walk-in freezer applications."

Model	Outdoor								
	R-404A/ R-507A	R-448A	R-449A	R-407A	R-407C	R-407F	R-454A	R-454C	R-455A
BCH0006LBACY	2.89	2.89	2.89	2.89	–	2.89	2.89	–	2.88
BCH0006LCACY	2.89	2.89	2.89	2.89	–	2.89	2.89	–	2.88
BCH0008LBACY	2.94	2.93	2.93	2.93	2.91	2.93	2.94	2.90	2.92
BCH0008LCACY	2.94	2.93	2.93	2.93	2.91	2.93	2.94	2.90	2.92
BCH0008LDACY	2.94	2.93	2.93	2.93	2.91	2.93	2.94	2.90	2.92
BCH0010LBACY	2.99	2.96	2.96	–	–	2.96	2.97	2.93	2.95
BCH0010LCACY	2.99	2.96	2.96	–	–	2.96	2.98	2.93	2.96
BCH0010LDACY	2.99	2.96	2.96	–	–	2.96	2.98	2.93	2.96
BCH0018LBACY	3.06	3.04	3.04	–	3.02	3.05	3.06	3.00	3.03
BCH0018LCACY	3.06	3.04	3.04	3.05	3.02	3.06	3.06	3.01	3.04
BCH0018LDACY	3.06	3.04	3.04	3.05	3.02	3.06	3.06	3.01	3.04
BCH0022LBACY	3.11	3.08	3.08	3.09	3.06	3.10	3.09	3.03	3.06
BCH0022LCACY	3.12	3.08	3.08	3.10	3.06	3.10	3.10	3.03	3.07
BCH0022LDACY	3.12	3.08	3.08	3.10	3.06	3.10	3.10	3.03	3.07
BCH0025LBACY	3.15	3.15	3.15	3.15	3.13	3.15	3.15	3.10	3.14
BCH0025LCACY	3.15	3.15	3.15	3.15	3.13	3.15	3.15	3.11	3.14
BCH0025LDACY	3.15	3.15	3.15	3.15	3.13	3.15	3.15	3.11	3.14
BCH0030LBACY	3.15	3.15	3.15	3.15	3.15	3.15	3.15	3.15	3.15
BCH0030LCACY	3.15	3.15	3.15	3.15	3.15	3.15	3.15	3.15	3.15
BCH0030LDACY	3.15	3.15	3.15	3.15	3.15	3.15	3.15	3.15	3.15
BCH0035LBACY	3.15	3.15	3.15	3.15	3.15	3.15	3.15	3.15	3.15
BCH0035LCACY	3.15	3.15	3.15	3.15	3.15	3.15	3.15	3.15	3.15
BCH0035LDACY	3.15	3.15	3.15	3.15	3.15	3.15	3.15	3.15	3.15
BCH0045LBACY	3.15	3.15	3.15	3.15	–	3.15	3.15	3.15	3.15
BCH0045LCACY	3.15	3.15	3.15	3.15	3.15	3.15	3.15	3.15	3.15
BCH0045LDACY	3.15	3.15	3.15	3.15	3.15	3.15	3.15	3.15	3.15
BCH0055LBACY	3.15	3.15	3.15	3.15	–	3.15	3.15	3.15	3.15
BCH0055LCACY	3.15	3.15	3.15	3.15	3.15	3.15	3.15	3.15	3.15
BCH0055LDACY	3.15	3.15	3.15	3.15	3.15	3.15	3.15	3.15	3.15
BCH0060LCACY	3.15	3.15	3.15	3.15	3.15	3.15	3.15	3.15	3.15
BCH0060LDACY	3.15	3.15	3.15	3.15	3.15	3.15	3.15	3.15	3.15

Notes:
X = model not suitable for this refrigerant
— = model is not DOE AWEF compliant

A1 AWEF DATA – LOW TEMPERATURE

Copeland Scroll Models - Indoor/Outdoor

If model has a numerical value in the table below, the following statement applies:
"This refrigeration system is designed and certified for use in walk-in freezer applications."

Model	Indoor						Outdoor					
	R-404A/ R-507A	R-448A	R-449A	R-407A	R-407C	R-407F	R-404A/ R-507A	R-448A	R-449A	R-407A	R-407C	R-407F
BC*0006LBACZ	2.04	—	—	—	—	2.01	2.88	2.87	2.87	2.87	—	2.87
BC*0006LCACZ	2.04	—	—	—	—	2.01	2.88	2.87	2.87	2.87	—	2.87
BC*0008LBBCZ	—	—	—	—	—	—	—	—	—	—	—	—
BC*0008LCBCZ	—	—	—	—	—	2.07	2.93	2.92	2.92	—	—	—
BC*0008LDBCZ	—	—	—	—	—	2.07	2.93	2.92	2.92	—	—	—
BC*0010LBBCZ	2.16	—	—	—	—	—	2.97	2.95	2.92	—	—	—
BC*0010LCBCZ	—	—	—	—	—	—	2.97	2.95	2.95	—	—	—
BC*0010LDBCZ	—	—	—	—	—	—	2.97	2.95	2.95	—	—	—
BC*0018LBBCZ	—	—	—	—	—	—	3.05	—	—	—	—	3.02
BC*0018LCBCZ	—	—	—	—	—	—	3.04	—	3.01	—	2.98	3.02
BC*0018LDBCZ	—	—	—	—	—	—	3.04	—	3.01	—	2.98	3.02
BC*0022LBBCZ	—	—	—	—	—	—	3.09	3.07	3.07	—	—	—
BC*0022LCBCZ	—	—	—	—	—	—	3.09	3.07	3.07	—	—	—
BC*0022LDBCZ	—	—	—	—	—	—	3.09	3.07	3.07	—	—	—
BC*0025LBACZ	—	—	—	X	X	X	3.15	3.14	3.13	X	X	X
BC*0025LCACZ	—	—	—	—	X	—	3.15	3.12	3.12	3.13	X	3.14
BC*0025LDACZ	—	—	—	—	X	—	3.15	3.12	3.12	3.13	X	3.14
BC*0030LBACZ	2.40	—	—	—	—	X	3.15	3.15	3.15	3.14	3.10	X
BC*0030LCBCZ	2.40	—	—	—	—	—	3.15	3.15	3.15	3.15	3.13	3.15
BC*0030LDBCZ	2.40	—	—	—	—	—	3.15	3.15	3.15	3.15	3.13	3.15
BC*0030LEBCZ	2.40	—	—	—	—	—	3.15	3.15	3.15	3.15	3.13	3.15
BC*0035LBACZ	—	—	—	—	—	X	3.15	3.15	3.15	—	3.15	X
BC*0035LCBCZ	2.40	—	—	—	—	—	3.15	3.15	3.15	3.15	3.15	3.15
BC*0035LDBCZ	2.40	—	—	—	—	—	3.15	3.15	3.15	3.15	3.15	3.15
BC*0035LEBCZ	2.40	—	—	—	—	—	3.15	3.15	3.15	3.15	3.15	3.15
BC*0045LBBCZ	2.40	—	—	—	2.40	X	3.15	3.15	3.15	3.15	—	X
BC*0045LCBCZ	2.40	—	—	—	—	2.40	3.15	3.15	3.15	3.15	—	3.15
BC*0045LDBCZ	2.40	—	—	—	—	2.40	3.15	3.15	3.15	3.15	—	3.15
BC*0045LEBCZ	2.40	—	—	—	—	2.40	3.15	3.15	3.15	3.15	—	3.15
BC*0055LBBCZ	2.40	—	—	—	—	X	3.15	3.15	3.15	3.15	3.15	X
BC*0055LCBCZ	2.40	—	—	—	—	—	3.15	3.15	3.15	3.15	3.15	3.15
BC*0055LDBCZ	2.40	—	—	—	—	—	3.15	3.15	3.15	3.15	3.15	3.15
BC*0055LEBCZ	2.40	—	—	—	—	—	3.15	3.15	3.15	3.15	3.15	3.15
BC*0060LCACZ	2.40	—	—	—	—	—	3.15	3.15	3.15	3.15	3.15	3.15
BC*0060LDACZ	2.40	—	—	—	—	—	3.15	3.15	3.15	3.15	3.15	3.15
BC*0060LEACZ	2.40	—	—	—	—	—	3.15	3.15	3.15	3.15	3.15	3.15

Notes:
*H = Outdoor, N = Indoor models only available as model Rev A
X = model not suitable for this refrigerant
— = model is not DOE AWEF compliant

PERFORMANCE DATA – R-404A/R-507A

Medium Temperature Models - Hermetic Compressors

Please consult AWEF table on page 37 to confirm DOE compliance per model

R-404A/R-507A		Capacity BTUH @ 90°F Ambient by SST							
Model	Compressor	+40°F	+35°F	+30°F	+25°F	+20°F	+15°F	+10°F	+0°F
BC*0015M^ACH	CS10K6E	22,420	20,290	17,340	15,690	14,090	12,510	11,000	8,200
BC*0020M^ACH	CS12K6E	24,730	22,550	19,860	17,980	16,170	14,440	12,750	9,680
BC*0025M^ACH	CS14K6E	28,250	25,860	21,940	20,080	18,240	16,430	14,660	11,310
BC*0030M^ACH	CS18K6E	—	—	30,800	28,030	25,280	22,560	19,930	14,980
BC*0032M^ACH	CS20K6E	43,580	39,640	35,610	31,610	27,970	24,650	21,700	16,650

R-404A/R-507A		Capacity BTUH @ 95°F Ambient by SST							
Model	Compressor	+40°F	+35°F	+30°F	+25°F	+20°F	+15°F	+10°F	+0°F
BC*0015M^ACH	**CS10K6E**	**21,190**	**19,160**	**16,290**	**14,730**	**13,170**	**11,690**	**10,260**	**7,590**
BC*0020M^ACH	**CS12K6E**	**23,440**	**21,320**	**18,720**	**16,930**	**15,200**	**13,520**	**11,920**	**8,990**
BC*0025M^ACH	**CS14K6E**	**26,710**	**24,420**	**20,680**	**18,920**	**17,170**	**15,460**	**13,790**	**10,600**
BC*0030M^ACH	**CS18K6E**	**—**	**—**	**29,010**	**26,370**	**23,710**	**21,140**	**18,630**	**13,930**
BC*0032M^ACH	**CS20K6E**	**41,360**	**37,580**	**33,440**	**29,630**	**26,110**	**23,000**	**20,190**	**15,400**

Not Available For Ordering

R-404A/R-507A		Capacity BTUH @ 100°F Ambient by SST							
Model	Compressor	+40°F	+35°F	+30°F	+25°F	+20°F	+15°F	+10°F	+0°F
BC*0015M^ACH	CS10K6E	19,960	18,030	15,210	13,740	12,290	10,880	9,520	6,990
BC*0020M^ACH	CS12K6E	22,120	20,100	17,600	15,890	14,200	12,620	11,100	8,300
BC*0025M^ACH	CS14K6E	25,330	23,040	19,410	17,760	16,110	14,500	12,890	9,890
BC*0030M^ACH	CS18K6E	—	—	27,220	24,660	22,170	19,720	17,340	12,880
BC*0032M^ACH	CS20K6E	39,130	35,520	31,300	27,620	24,330	21,380	18,710	14,170

R-404A/R-507A		Capacity BTUH @ 110°F Ambient by SST							
Model	Compressor	+40°F	+35°F	+30°F	+25°F	+20°F	+15°F	+10°F	+0°F
BC*0015M^ACH	CS10K6E	17,540	15,760	13,150	11,830	10,530	9,270	8,040	5,770
BC*0020M^ACH	CS12K6E	19,500	17,680	15,320	13,780	12,280	10,840	9,470	6,960
BC*0025M^ACH	CS14K6E	22,370	20,390	16,850	15,400	13,950	12,530	11,130	8,470
BC*0030M^ACH	CS18K6E	—	—	23,600	21,350	19,120	16,940	14,810	10,870
BC*0032M^ACH	CS20K6E	34,660	31,380	27,100	23,850	20,890	18,240	15,840	11,770

Notes:
* H = Outdoor, N = Indoor
^ B = 208-230/1/60, C = 208-230/3/60, D = 460/3/60

These models are no longer available for ordering, information provided for reference only

PERFORMANCE DATA – R-448A/R-449A

Medium Temperature Models - Hermetic Compressors

Please consult AWEF table on page 37 to confirm DOE compliance per model

R-448A/R-449A		Capacity BTUH @ 90°F Ambient by SST							
Model	Compressor	+40°F	+35°F	+30°F	+25°F	+20°F	+15°F	+10°F	+0°F
BC*0015M^ACH	CS10K6E	—	—	15,900	14,040	12,300	10,670	9,140	6,480
BC*0020M^ACH	CS12K6E	—	—	17,470	15,360	13,460	11,680	10,030	7,230
BC*0025M^ACH	CS14K6E	—	—	19,860	17,650	15,450	13,460	11,570	8,350
BC*0030M^ACH	CS18K6E	—	—	27,040	23,940	21,080	18,450	16,010	11,610
BC*0032M^ACH	CS20K6E	—	—	30,330	27,140	24,110	21,280	18,620	13,660

R-448A/R-449A		Capacity BTUH @ 95°F Ambient by SST							
Model	Compressor	+40°F	+35°F	+30°F	+25°F	+20°F	+15°F	+10°F	+0°F
BC*0015M^ACH	**CS10K6E**	**—**	**—**	**14,990**	**13,220**	**11,540**	**9,960**	**8,510**	**5,950**
BC*0020M^ACH	**CS12K6E**	**—**	**—**	**16,490**	**14,550**	**12,700**	**10,990**	**9,420**	**6,770**
BC*0025M^ACH	**CS14K6E**	**—**	**—**	**18,820**	**16,640**	**14,600**	**12,660**	**10,860**	**7,860**
BC*0030M^ACH	**CS18K6E**	**—**	**—**	**25,560**	**22,590**	**19,850**	**17,330**	**15,000**	**10,790**
BC*0032M^ACH	**CS20K6E**	**—**	**—**	**28,810**	**25,760**	**22,840**	**20,110**	**17,530**	**12,720**

Not Available For Ordering

R-448A/R-449A		Capacity BTUH @ 100°F Ambient by SST							
Model	Compressor	+40°F	+35°F	+30°F	+25°F	+20°F	+15°F	+10°F	+0°F
BC*0015M^ACH	CS10K6E	—	—	14,100	12,400	10,800	9,280	7,890	5,430
BC*0020M^ACH	CS12K6E	—	—	15,550	13,700	11,930	10,300	8,800	6,340
BC*0025M^ACH	CS14K6E	—	—	17,780	15,680	13,730	11,880	10,170	7,400
BC*0030M^ACH	CS18K6E	—	—	24,120	21,280	18,650	16,250	14,000	9,990
BC*0032M^ACH	CS20K6E	—	—	27,360	24,370	21,570	18,940	16,440	11,770

R-448A/R-449A		Capacity BTUH @ 110°F Ambient by SST							
Model	Compressor	+40°F	+35°F	+30°F	+25°F	+20°F	+15°F	+10°F	+0°F
BC*0015M^ACH	CS10K6E	—	—	12,340	10,770	9,300	7,940	6,670	4,430
BC*0020M^ACH	CS12K6E	—	—	13,730	12,010	10,390	8,930	7,620	5,510
BC*0025M^ACH	CS14K6E	—	—	15,720	13,840	12,040	10,370	8,870	6,610
BC*0030M^ACH	CS18K6E	—	—	21,420	18,820	16,430	14,250	12,200	8,560
BC*0032M^ACH	CS20K6E	—	—	24,390	21,640	19,040	16,610	14,250	9,870

Notes:
* H = Outdoor, N = Indoor
^ B = 208-230/1/60, C = 208-230/3/60, D = 460/3/60

These models are no longer available for ordering, information provided for reference only

PERFORMANCE DATA – R-407A

Medium Temperature Models - Hermetic Compressors

Please consult AWEF table on page 37 to confirm DOE compliance per model

R-407A		Capacity BTUH @ 90°F Ambient by SST							
Model	Compressor	+40°F	+35°F	+30°F	+25°F	+20°F	+15°F	+10°F	+0°F
BC*0015M^ACH	CS10K6E	—	—	15,940	14,130	12,440	10,860	9,370	6,750
BC*0020M^ACH	CS12K6E	—	—	17,630	15,680	13,810	12,060	10,420	7,510
BC*0025M^ACH	CS14K6E	—	—	19,910	17,740	15,640	13,680	11,830	8,570
BC*0030M^ACH	CS18K6E	—	—	28,190	24,630	21,410	18,530	15,900	11,430
BC*0032M^ACH	CS20K6E	—	—	31,100	27,570	24,300	21,340	18,610	13,690

R-407A		Capacity BTUH @ 95°F Ambient by SST							
Model	Compressor	+40°F	+35°F	+30°F	+25°F	+20°F	+15°F	+10°F	+0°F
BC*0015M^ACH	**CS10K6E**	**—**	**—**	**15,010**	**13,280**	**11,660**	**10,160**	**8,730**	**6,220**
BC*0020M^ACH	**CS12K6E**	**—**	**—**	**16,570**	**14,730**	**12,950**	**11,280**	**9,700**	**6,950**
BC*0025M^ACH	**CS14K6E**	**—**	**—**	**18,790**	**16,680**	**14,720**	**12,840**	**11,080**	**7,990**
BC*0030M^ACH	**CS18K6E**	**—**	**—**	**26,640**	**23,210**	**20,110**	**17,340**	**14,820**	**10,600**
BC*0032M^ACH	**CS20K6E**	**—**	**—**	**29,450**	**26,090**	**22,970**	**20,120**	**17,490**	**12,710**

Not Available For Ordering

R-407A		Capacity BTUH @ 100°F Ambient by SST							
Model	Compressor	+40°F	+35°F	+30°F	+25°F	+20°F	+15°F	+10°F	+0°F
BC*0015M^ACH	CS10K6E	—	—	14,080	12,430	10,890	9,430	8,090	5,710
BC*0020M^ACH	CS12K6E	—	—	15,580	13,790	12,100	10,490	9,020	6,410
BC*0025M^ACH	CS14K6E	—	—	17,700	15,650	13,810	12,020	10,340	7,430
BC*0030M^ACH	CS18K6E	—	—	25,080	21,780	18,810	16,140	13,780	9,820
BC*0032M^ACH	CS20K6E	—	—	27,890	24,620	21,630	18,900	16,370	11,730

R-407A		Capacity BTUH @ 110°F Ambient by SST							
Model	Compressor	+40°F	+35°F	+30°F	+25°F	+20°F	+15°F	+10°F	+0°F
BC*0015M^ACH	CS10K6E	—	—	12,280	10,780	9,360	8,060	6,840	4,680
BC*0020M^ACH	CS12K6E	—	—	13,550	11,950	10,410	9,000	7,700	5,400
BC*0025M^ACH	CS14K6E	—	—	15,460	13,720	12,010	10,410	8,900	6,380
BC*0030M^ACH	CS18K6E	—	—	21,990	18,980	16,250	13,890	11,800	8,440
BC*0032M^ACH	CS20K6E	—	—	24,670	21,700	18,970	16,430	14,090	9,770

Notes:
* H = Outdoor, N = Indoor
^ B = 208-230/1/60, C = 208-230/3/60, D = 460/3/60

These models are no longer available for ordering, information provided for reference only

PERFORMANCE DATA – R-404A/R-507A

Low Temperature Models - Hermetic Compressors

Please consult AWEF table on page 37 to confirm DOE compliance per model

R-404A/R-507A		Capacity BTUH @ 90°F Ambient by SST						
Model	Compressor	0°F	-5°F	-10°F	-15°F	-20°F	-25°F	-30°F
BC*0011L^ACH	CF04K6E	7,700	6,660	5,690	4,830	4,040	3,320	2,670
BC*0014L^ACH	CF06K6E	11,020	9,790	8,580	7,390	6,290	5,280	4,360
BC*0019L^ACH	CF06K6E	12,510	10,980	9,500	8,130	6,860	5,720	4,690
BC*0025L^ACH	CF09K6E	17,180	15,230	13,390	11,620	9,980	8,440	7,010
BC*0031L^ACH	CF12K6E	20,580	18,450	16,400	14,440	12,580	10,770	9,040

R-404A/R-507A		Capacity BTUH @ 95°F Ambient by SST						
Model	Compressor	0°F	-5°F	-10°F	-15°F	-20°F	-25°F	-30°F
BC*0011L^ACH	**CF04K6E**	**7,170**	**6,190**	**5,290**	**4,470**	**3,730**	**3,060**	**2,450**
BC*0014L^ACH	**CF06K6E**	**10,340**	**9,150**	**8,000**	**6,860**	**5,820**	**4,850**	**3,990**
BC*0019L^ACH	**CF06K6E**	**11,740**	**10,260**	**8,870**	**7,560**	**6,340**	**5,250**	**4,270**
BC*0025L^ACH	**CF09K6E**	**16,150**	**14,280**	**12,520**	**10,830**	**9,260**	**7,800**	**6,440**
BC*0031L^ACH	**CF12K6E**	**19,330**	**17,320**	**15,370**	**13,510**	**11,700**	**9,990**	**8,330**

Not Available For Ordering

R-404A/R-507A		Capacity BTUH @ 100°F Ambient by SST						
Model	Compressor	0°F	-5°F	-10°F	-15°F	-20°F	-25°F	-30°F
BC*0011L^ACH	CF04K6E	6,640	5,710	4,880	4,110	3,420	2,800	2,220
BC*0014L^ACH	CF06K6E	9,640	8,510	7,400	6,350	5,350	4,440	3,620
BC*0019L^ACH	CF06K6E	10,950	9,560	8,230	6,990	5,840	4,800	3,870
BC*0025L^ACH	CF09K6E	15,130	13,350	11,640	10,050	8,560	7,170	5,890
BC*0031L^ACH	CF12K6E	18,160	16,200	14,350	12,580	10,850	9,220	7,620

R-404A/R-507A		Capacity BTUH @ 110°F Ambient by SST						
Model	Compressor	0°F	-5°F	-10°F	-15°F	-20°F	-25°F	-30°F
BC*0011L^ACH	CF04K6E	5,540	4,750	4,030	3,370	2,780	2,250	1,780
BC*0014L^ACH	CF06K6E	8,230	7,230	6,260	5,330	4,460	3,660	2,930
BC*0019L^ACH	CF06K6E	9,410	8,160	6,990	5,890	4,860	3,940	3,130
BC*0025L^ACH	CF09K6E	13,130	11,490	9,970	8,540	7,200	5,960	4,820
BC*0031L^ACH	CF12K6E	15,760	14,020	12,330	10,740	9,210	7,720	6,280

Notes:
* H = Outdoor, N = Indoor
^ B = 208-230/1/60, C = 208-230/3/60, D = 460/3/60

These models are no longer available for ordering, information provided for reference only

UNIT SPECIFICATIONS

Medium & Low Temperature Models - Hermetic Compressors

Please consult AWEF table on page 37 to confirm DOE compliance per model

Model	Compressor	Refrigerant Line Connections (OD)		Rec. Capacity @90% full (lbs)		Cabinet[h]	Dimensions (In.)			Net Wt.	Sound Data
		Liquid	Suction	Std	Opt		Depth	Width	Height	(lbs.)	dBa[a]
BC*0015M^ACH	CS10K6E	1/2	7/8	14	20	C2	28.25	39.125	19.75	213	64
BC*0020M^ACH	CS12K6E	1/2	7/8	14	20	C2	28.25	39.125	19.75	223	64
BC*0025M^ACH	CS14K6E	1/2	7/8	14	20	C2	28.25	39.125	19.75	228	64
BC*0030M^ACH	CS18K6E	1/2	7/8	20	40	C3	30.25	43.875	29.25	300	64
BC*0032M^ACH	CS20K6E	1/2	7/8	20	40	C3	30.25	43.875	29.25	305	64
BC*0011L^ACH	CF04K6E	3/8	5/8	9	—	C1	28.25	24.625	19.75	154	62
BC*0014L^ACH	CF06K6E	3/8	5/8	9	—	C1	28.25	24.625	19.75	185	62
BC*0019L^ACH	CF06K6E	1/2	7/8	14	20	C2	28.25	39.125	19.75	220	64
BC*0025L^ACH	CF09K6E	1/2	7/8	14	20	C2	28.25	39.125	19.75	242	64
BC*0031L^ACH	CF12K6E	1/2	7/8	14	20	C2	28.25	39.125	19.75	235	64

Not Available For Ordering

Notes:

* H = Outdoor, N = Indoor

^ B = 208-230/1/60, C = 208-230/3/60, D = 460/3/60

a. Estimated sound pressure values are 10 feet from the unit. For estimating sound pressure from the unit at different distances, deduct the following from the unit values: 20 feet, deduct 6 dBA; for 40 feet, deduct 12 dBA; for 80 feet, deduct 18 dBA. This data is typical of "free field" conditions for horizontal air cooled condensing units at the outlet of the discharge air. The actual sound measurements may vary depending on the condensing unit installation. Factors such as reflecting walls, background noise and mounting conditions may have a significant influence on this data.

h. See Page 39 for dimensional drawings

These models are no longer available for ordering, information provided for reference only

ELECTRICAL DATA

Medium & Low Temperature Models - Hermetic Compressors

Please consult AWEF table on page 37 to confirm DOE compliance per model

Model	Compressor	Power[d]	Compressor		Condenser		Air Defrost or Remote Controller		Remote Loads			
			RLA[c]	LRA	No. Fans	FLA	MCA	MOPD	Evap. Fan Amps	Defrost Htrs. Amps	Electric Defrost MCA	Electric Defrost MOPD
BC*0015MBACH	CS10K6E-PFV	208-230/1/60	11.1	56.0	2	1	15.0	25.0	10	30	37.5	40
BC*0015MCACH	CS10K6E-TF5	208-230/3/60	7.2	51.0	2	1	15.0	15.0	9	23	28.8	30
BC*0020MBACH	CS12K6E-PFV	208-230/1/60	9.8	56.0	2	1	15.0	20.0	10	30	37.5	40
BC*0020MCACH	CS12K6E-TF5	208-230/3/60	6.7	51.0	2	1	15.0	15.0	9	23	28.8	30
BC*0025MBACH	CS14K6E-PFV	208-230/1/60	12.4	61.0	2	1	20.0	25.0	10	30	37.5	40
BC*0025MCACH	CS14K6E-TF5	208-230/3/60	8.5	55.0	2	1	15.0	20.0	9	23	28.8	30
BC*0030MBACH	CS18K6E-PFV	208-230/1/60	14.4	82.0	1	3.5	21.4	35.0	10	30	37.5	45
BC*0030MCACH	CS18K6E-TF5	208-230/3/60	9.4	65.5	1	3.5	20.0	20.0	10	30	37.5	40
BC*0030MDACH	CS18K6E-TFD	460/3/60	4.2	33.0	1	1.9	15.0	15.0	9	23	28.8	30
BC*0032MBACH	CS20K6E-PFV	208-230/1/60	17.9	96.0	1	3.5	25.9	40.0	10	30	37.5	50
BC*0032MCACH	CS20K6E-TF5	208-230/3/60	13.3	75.0	1	3.5	20.2	30.0	10	30	37.5	40
BC*0032MDACH	CS20K6E-TFD	460/3/60	4.6	40.0	1	1.9	15.0	15.0	9	23	28.8	30
BC*0011LBACH	CF04K6E-PFV	208-230/1/60	8.6	59.2	1	0.5	15.0	15.0	5	15	20	20
BC*0011LCACH	CF04K6E-TF5	208-230/3/60	5.7	52.0	1	0.5	15.0	15.0	5	15	20	20
BC*0014LBACH	CF06K6E-PFV	208-230/1/60	10.3	59.2	1	0.5	15.0	20.0	5	15	20	25
BC*0014LCACH	CF06K6E-TF5	208-230/3/60	6.3	52.0	1	0.5	15.0	15.0	5	15	20	20
BC*0019LBACH	CF06K6E-PFV	208-230/1/60	10.3	59.2	2	1	15.0	20.0	10	30	37.5	40
BC*0019LCACH	CF06K6E-TF5	208-230/3/60	6.3	52.0	2	1	15.0	15.0	9	23	28.8	30
BC*0025LBACH	CF09K6E-PFV	208-230/1/60	15.0	87.0	2	1	20.0	30.0	10	30	37.5	40
BC*0025LCACH	CF09K6E-TF5	208-230/3/60	9.2	72.2	2	1	15.0	20.0	9	23	28.8	30
BC*0031LBACH	CF12K6E-PFV	208-230/1/60	18.4	105.0	2	1	24.0	40.0	10	30	37.5	50
BC*0031LCACH	CF12K6E-TF5	208-230/3/60	11.0	85.0	2	1	15.0	25.0	9	23	28.8	30
BC*0031LDACH	CF12K6E-TFD	460/3/60	5.9	42.0	2	1	15.0	15.0	b	b	15	15

Not Available For Ordering

Notes:
* H = Outdoor, N = Indoor
b. Power supplied by customer
c. Per UL and NEC, RLA values have been calculated by dividing the Maximum Continuous Current (MCC) by 1.56.
d. Unless otherwise noted, model is available for 50 Hz. Consult factory for details.

These models are no longer available for ordering, information provided for reference only

AWEF DATA – MEDIUM TEMPERATURE

Hermetic Compressor Models - Indoor/Outdoor

If model has a numerical value in the table below, the following statement applies:
"This refrigeration system is designed and certified for use in walk-in cooler applications."

Model	Indoor						Outdoor					
	R-404A/ R-507A	R-448A	R-449A	R-407A	R-407C	R-407F	R-404A/ R-507A	R-448A	R-449A	R-407A	R-407C	R-407F
BC*0015MBACH	—	—	—	—	X	X	7.60	7.60	7.60	7.60	X	X
BC*0015MCACH	—	—	—	—	X	X	7.60	7.60	7.60	7.60	X	X
BC*0020MBACH	—	X	X	X	X	X	7.60	X	X	X	X	X
BC*0020MCACH	—	—	—	—	X	X	7.60	7.60	7.60	7.60	X	X
BC*0025MBACH	—	—	—	—	X	X	7.60	7.60	7.60	7.60	X	X
BC*0025MCACH	—	—	—	—	X	X	7.60	7.60	7.60	7.60	X	X
BC*0030MBACH	5.61	—	—	—	X	X	7.60	7.60	7.60	7.60	X	X
BC*0030MCACH	5.61	5.61	5.61	—	X	X	7.60	7.60	7.60	7.60	X	X
BC*0030MDACH	5.61	5.61	5.61	5.61	X	X	7.60	7.60	7.60	7.60	X	X
BC*0032MBACH	5.61	—	—	—	X	X	7.60	7.60	7.60	7.60	X	X
BC*0032MCACH	5.61	5.61	5.61	—	X	X	7.60	7.60	7.60	7.60	X	X
BC*0032MDACH	5.61	5.61	5.61	—	X	X	7.60	7.60	7.60	7.60	X	X

Not Available For Ordering

AWEF DATA – LOW TEMPERATURE

Hermetic Compressor Models - Indoor/Outdoor

If model has a numerical value in the table below, the following statement applies:
"This refrigeration system is designed and certified for use in walk-in freezer applications."

Model	Indoor						Outdoor					
	R-404A/ R-507A	R-448A	R-449A	R-407A	R-407C	R-407F	R-404A/ R-507A	R-448A	R-449A	R-407A	R-407C	R-407F
BC*0011LBACH	2.06	X	X	X	X	X	2.89	X	X	X	X	X
BC*0011LCACH	2.05	X	X	X	X	X	2.88	X	X	X	X	X
BC*0014LBACH	—	X	X	X	X	X	2.99	X	X	X	X	X
BC*0014LCACH	2.19	X	X	X	X	X	2.98	X	X	X	X	X
BC*0019LBACH	—	X	X	X	X	X	3.02	X	X	X	X	X
BC*0019LCACH	—	X	X	X	X	X	3.01	X	X	X	X	X
BC*0025LBACH	—	X	X	X	X	X	—	X	X	X	X	X
BC*0025LCACH	—	X	X	X	X	X	3.13	X	X	X	X	X
BC*0031LBACH	—	X	X	X	X	X	—	X	X	X	X	X
BC*0031LCACH	—	X	X	X	X	X	3.15	X	X	X	X	X
BC*0031LDACH	—	X	X	X	X	X	3.15	X	X	X	X	X

Not Available For Ordering

These models are no longer available for ordering, information provided for reference only

www.interlinkparts.com
800.686.7278

Right source. Right parts. Right now.

InterLink™ is your link to a complete line of dependable and certified commercial refrigeration parts, accessories and innovative electronic controls for all Bohn equipment. At InterLink, we provide our wholesalers with a comprehensive selection of product solutions and innovative technologies for the installed customer base. And every product is built to ensure the same high performance standards with which all Heatcraft Refrigeration Products brands are built — backed by a dedicated team to serve every customer need, delivering at the best lead times in the industry.

Dependable. Versatile. Courteous.

Finally, one simple source for all your replacement needs from a name you can trust.

REPLACEMENT PARTS

Replacement Parts					
Item	Cabinet				
	C1	C2	C3		
PSC Motor	N/A	25309101S, 230/1	25309001S, 230/1	25309002S, 460/1	25309003, 575/1
PSC Motor Capacitor	N/A	N/A	5779G	5599M	5599M
FSEC Motor	25323101, 230/1	25323101, 230/1	25323201, 230/1	25323201, 230/1f	25323201, 230/1k
VSEC Motor	25319201S, 230/1	25319201S, 230/1	25319102S, 230/1	25319102S, 230/1f	25319102S, 230/1k
2SEC Motor	25323101, 230/1	25323101, 230/1	N/A		
Fan Blade	22901601, 14"	22901601, 14"	7173156, 22"		
Orbus Controller	28962001	28962001	28962001		
Orbus Transducer, 0-500 psis	28911204	28911204	28911204		
Orbus Transducer Harness	22515101	22515101	22515101		
Smart Defrost Kit (SDK)	28999301	28999301	28999301		
SDK Temperature Sensor	28900311	28900311	28900311		
SDK Transducer, 0-300 psia	28911202	28911202	28911202		
SDK Transducer Harness	22515102	22515102	22515102		
Microchannel Coil, Uncoated	59517503	59517603	59517703		
Microchannel Coil, Coated	59517504	59517604	59517704		
Service Side Grille HFC model	24104001	24104101	24104201		
Service Side Grille A2L/HFC model	24114001	24114101	24114201		
Condenser Grille A2L/HFC model	40407801	40408001	40408101		

Notes:
f = 460/230V transformer is used in unit
k = 575/230V transformer is used in unit

REPLACEMENT PARTS

LG Scroll Compressors

Unit Model Number	Compressor Model	Service Part Number
BC*0010MBALZ	MPA010KAA.A58LEXS	21518201S
BC*0010MCALZ	MPA010RAA.A58LEXS	21518202S
BC*0010MDALZ	MPA010SAA.A58LEXS	21518203S
BC*0015MBALZ	MPA013KAA.A58LEXS	21518204S
BC*0015MCALZ	MPA013RAA.A58LEXS	21518205S
BC*0015MDALZ	MPA013SAA.A58LEXS	21518206S
BC*0020MBALZ	MPA015KAA.A58LEXS	21518207S
BC*0020MCALZ	MPA015RAA.A58LEXS	21518208S
BC*0020MDALZ	MPA015SAA.A58LEXS	21518209S
BC*0025MBALZ	MPA019KAA.A58LEXS	21518210S
BC*0025MCALZ	MPA019RAA.A58LEXS	21518211S
BC*0025MDALZ	MPA019SAA.A58LEXS	21518212S
BC*0030MBALZ	MBA021KAA.A58LEXS	21518213S
BC*0030MCALZ	MBA021RAA.A58LEXS	21518214S
BC*0030MDALZ	MBA021SAA.A58LEXS	21518215S

Unit Model Number	Compressor Model	Service Part Number
BC*0035MBALZ	MBA026KAA.A58LEXS	21518216S
BC*0035MCALZ	MBA026RAA.A58LEXS	21518217S
BC*0035MDALZ	MBA026SAA.A58LEXS	21518218S
BC*0045MBALZ	MBA029KAA.A58LEXS	21518219S
BC*0045MCALZ	MBA029RAA.A58LEXS	21518220S
BC*0045MDALZ	MBA029SAA.A58LEXS	21518221S
BC*0050MBALZ	MBA033KAA.A58LEXS	21518222S
BC*0050MCALZ	MBA033RAA.A58LEXS	21518223S
BC*0050MDALZ	MBA033SAA.A58LEXS	21518224S
BC*0055MBALZ	MRA038KAA.A58LEXS	21518225S
BC*0055MCALZ	MRA038RAA.A58LEXS	21518226S
BC*0055MDALZ	MRA038SAA.A58LEXS	21518227S
BC*0060MCALZ	MRA045RAA.A58LEXS	21518228S
BC*0060MDALZ	MRA045SAA.A58LEXS	21518229S

DIMENSIONAL DRAWINGS

Outdoor

C1

Left View

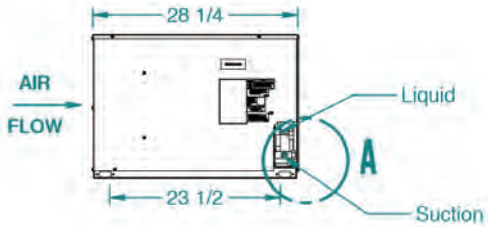

Front View

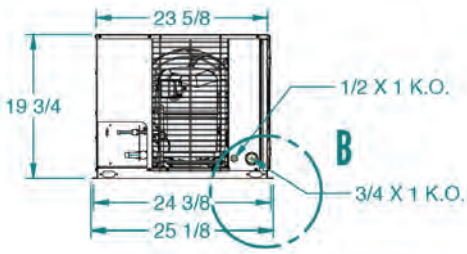

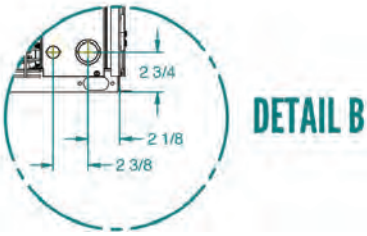

C2

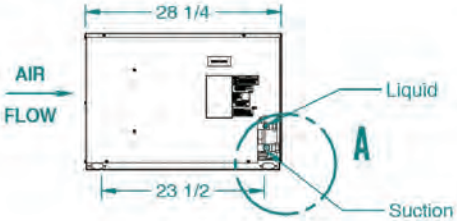

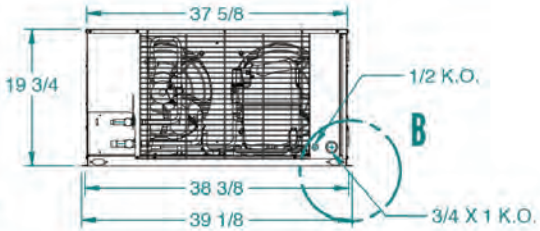

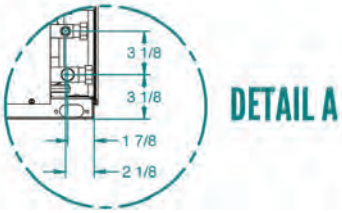

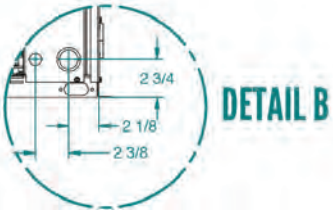

C3

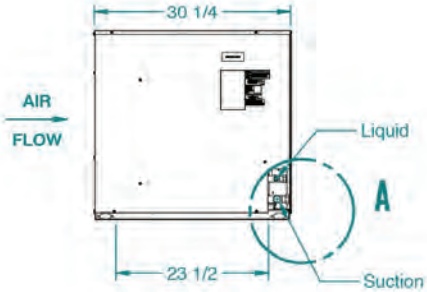

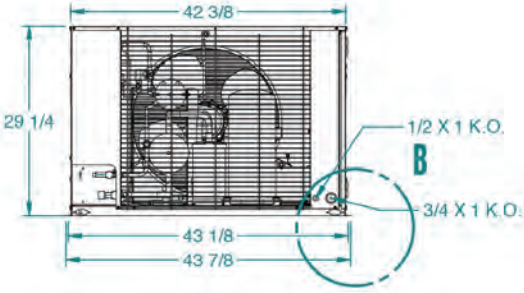

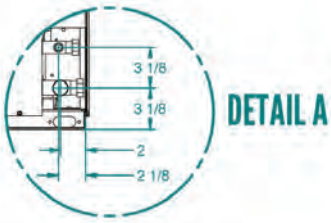

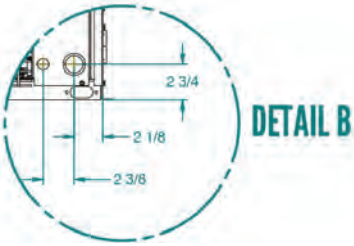

2175 West Park Place Blvd.
Stone Mountain, GA 30087
Phone: 800.537.7775 · Fax: 770.465.5900
heatcraftrpd.com

Since product improvement is a continuing effort, we reserve the right to make changes in specifications without notice.

BN-HTS-0525 | Version 010

©2025 Heatcraft Refrigeration Products LLC