

Featured Products ...



Slim Contour Unit Cooler
See page 14



Low Profile Unit Cooler
See page 18



**½ - 6 HP Condensing Units with
Micro-channel Coils & VSEC
Condenser Fan Motors**
See page 85



**12 - 40 HP Vertical Air Discharge
Condensing Units**
See page 112



11 - 264 Ton Air-cooled Condensers
See page 170



Direct Drive Fluid Coolers - FN Models
See page 190



Lead Lag Temperature Controller
See page 211



**Condensing Units with Screw
Compressors**
See page 213



**Air-cooled Package Chillers for
Process Cooling**
See page 212

Quick Section Listing

Unit Coolers

1 Reach-In Unit Coolers

11 Step-In Unit Coolers

14 Walk-In Unit Coolers

68 Refrigerated Warehouse Unit Coolers

Section 1

Compressorized Products

85 Air-Cooled Condensing Units

143 Water-Cooled Condensing Units

154 Remote Compressor Units

160 PRO3 Packaged Refrigeration Systems

Section 2

Condensers & Fluid Coolers

166 Air-Cooled Condensers

190 Fluid Coolers

Section 3

More Products & Services

207 Refrigeration Controls & Technology

212 Other Products & Services

Section 4

Resources & Information

221 Terms of Sale & Product Warranty

Section 5

Table of Contents

Section I: Reach-In Unit Coolers

Thin Profile Air Defrost	1
Thin Profile Electric Defrost	2
C Profile	3
V Profile	4
Back Bar	5
Mullion	6
Reverse Mullion	7
Twin Flow	8
Dual Air	9
Shipped-Loose Accessories	10

Section II: Step-In Unit Coolers

Extended Thin Profile.....	11
Models & Options Pricing	12
Shipped-Loose Accessories	13

Section III: Walk-In Unit Coolers

Slim Contour	14
Discontinued	15
Discontinued	15
Discontinued	16
Discontinued	17
Low Profile	18
Mounted Components Models	19
Air Defrost Models & Options	20
Electric Defrost Models & Options	23
Hot Gas Defrost Models & Options	27
Hot Gas Reverse Cycle Kits	31
Hot Gas 3-Pipe Kits	32
Shipped-Loose Accessories	33
Low Flow	34
Air Defrost Models & Options	35
Electric Defrost Models & Options	37
Hot Gas Defrost Models & Options	38
Shipped-Loose Accessories	40
Low Velocity Center Mount.....	41
Air Defrost Models & Options	42
Electric Defrost Models & Options	44
Hot Gas Defrost Models & Options	45
Shipped-Loose Accessories	46
Center Mount	47
Air Defrost Models & Options	48
Electric Defrost Models & Options	50
Shipped-Loose Accessories	51
Medium Profile	52
Air Defrost Models & Options	53
Electric Defrost Models & Options	56
Hot Gas Defrost Models & Options	62
Hot Gas Reverse Cycle Kits	66
Shipped-Loose Accessories	67

Section IV: Refrigerated Warehouse Unit Coolers

Large Unit Coolers	68
Air Defrost Models & Options	69
Electric Defrost Models & Options	72
Hot Gas Defrost Models & Options	77
Hot Gas Reverse Cycle Kits	82
Shipped-Loose Accessories	83

Section V: Air-Cooled Condensing Units

½ - 6 HP Horizontal Air Discharge.....	85
Standard & Configurable Models Pricing	86
Pre-Configured Outdoor Scroll Low and Medium Temp Models	91
Factory-Installed Options	94
Factory-Installed Electric Defrost Options	96
Shipped-Loose Accessories	97
3 - 22 HP Horizontal Air Discharge.....	98
Standard & Configurable Models Pricing	99
Factory-Installed Options	101
Factory-Installed Electric Defrost Options	104
Shipped-Loose Accessories	105
4 - 13 HP Horizontal Air Discharge.....	106
Configurable Models Pricing	107
Factory-Installed Options	108
Factory-Installed Electric Defrost Options	110
Shipped-Loose Accessories	111
12 - 40 HP Vertical Air Discharge	112
Configurable Models Pricing	113
Factory-Installed Options	115
Factory-Installed Electric Defrost Options	118
Shipped-Loose Accessories	119
13 - 50 HP Vertical Air Discharge	120
Configurable Models Pricing	121
Factory-Installed Options	122
Factory-Installed Electric Defrost Options	124
Shipped-Loose Accessories	125
24 - 80 HP Dual Compressor	126
Configurable Models Pricing	127
Factory-Installed Options	129
Factory-Installed Electric Defrost Options	132
Shipped-Loose Accessories	133
26 - 100 HP Dual Compressor	134
Configurable Models Pricing	135
Factory-Installed Options	137
Factory-Installed Electric Defrost Options	141
Shipped-Loose Accessories	142

Table of Contents

Section VI: Water-Cooled Condensing Units

½ - 6 HP	143
Configurable Models Pricing	144
Factory-Installed Options	146
Factory-Installed Electric Defrost Options	147
Shipped-Loose Accessories	148
¾ - 22 HP	149
Configurable Models Pricing	150
Factory-Installed Options	151
Factory-Installed Electric Defrost Options	152
Shipped-Loose Accessories	153

Section VII: Remote Compressor Units

¾ - 22 HP	154
Configurable Models Pricing	155
Factory-Installed Options	157
Factory-Installed Electric Defrost Options	158
Shipped-Loose Accessories	159

Section VIII: PRO3 Packaged Refrigeration Systems

Top Mount	160
Standard Models Pricing	161
Side Mount (Discontinued)	164
Standard Models Pricing (Discontinued)	165

Section IX: Air-Cooled Condensers

1 - 26 Ton	166
Configurable Models & Options Pricing	167
Ship-Loose Accessories	169
11 – 264 Ton	170
Configurable Models Pricing	171
Options Pricing - Rail-Mounted VSEC Models	177
Options Pricing - Venturi-Mounted VSEC Models	178
Options Pricing - Fixed Speed Models	179
Coil Options Pricing - All Models	181
Microchannel Condenser	187
Discontinued	188
Discontinued	188
Discontinued	189

Section X: Fluid Coolers

FN Fluid Coolers	190
FNH Models 1.5 HP 1140 RPM Motors	191
FNL Models 1.5 HP 830 RPM Motors	192
FNQ Models 0.5 HP 540 RPM Motors	193
FNE Models VSEC Motors	194
Options Pricing - VSEC Models	195
Options Pricing - FNH/FNL/FNQ Models	196
Connections Options - All Models	197
Coil Options Pricing - All Models	198
Shipped-Loose Accessories	203
Small Fluid Coolers	204
Configurable Models & Options Pricing	205
Shipped-Loose Accessories	206

Section XI: Refrigeration Controls & Technology

intelliGen™ Refrigeration Controller	207
Beacon II™ Refrigeration System	208
HyperCore™ Micro-Channel Coils	210
Remote Refrigeration Control	210
Lead Lag Temperature Controller	211
Split System Controller	211

Section XII: Other Products & Services

Air-Cooled Package Chillers	212
Screw Compressor Condensing Units	213
Heatcraft Commercial Financing	214
Mohave™ Advanced Hot Gas Defrost System	215
Two Stage Condensing Units & Systems	216
FlexPack™	217
Refrigeration Racks	218
Air Handlers	218
Compressor Protection Plan	219
Extended Service Agreements	220

Section XIII: Terms of Sales & Product Warranty

Terms & Conditions of Sale	221
Catalog Products Warranty	224
Warranty FAQ	226

Page left blank intentionally.

Thin Profile Air Defrost

Overview



Product Description

Model TA is a thin profile air defrost unit which mounts in the top of a refrigerator and makes the entire top shelf area usable. The attractive low silhouette makes the unit particularly desirable for display type refrigerators. It can also be used in back bars, under counter cabinets, or wherever space is at a premium and is ideal for 35° to 45°F fixtures at 10° to 15° TD applications with 16 hours maximum compressor run time per day.

Certifications



Standard Features

- Textured aluminum cabinet
- Molded Polycarbonate guards and fans
- Drain fitting mounted at 45° angle so drain can be run through back or bottom of refrigerator
- Expansion valve can be mounted inside the cabinet
- Stainless steel screws
- Motors are thermally protected and permanently lubricated
- Convenient, moisture proof motor plug
- Compact design achieves a big job in a small space
- Internal junction box for electrical connection
- Sweat inlet connection standard to reduce leaks

Options

- Flare connection available as a ship loose option
- Optional coated coil available (Model TAK) for enhanced protection in corrosive environments

Model Pricing

Climate Control Standard Model	Voltage	List Price (\$US)	Climate Control Standard Model	Voltage	List Price (\$US)
TA10AG	115/1/60	699	TA43AG	115/1/60	2,255
TA10BG	208-230/1/60	751	TA43BG	208-230/1/60	2,412
TA13AG	115/1/60	904	TA55AG	115/1/60	2,857
TA13BG	208-230/1/60	969	TA55BG	208-230/1/60	3,056
TA17AG	115/1/60	1,057	TAK10AG	115/1/60	816
TA17BG	208-230/1/60	1,127	TAK10BG	208-230/1/60	875
TA23AG	115/1/60	1,343	TAK13AG	115/1/60	1,037
TA23BG	208-230/1/60	1,442	TAK13BG	208-230/1/60	1,114
TA30AG	115/1/60	1,669	TAK17AG	115/1/60	1,182
TA30BG	208-230/1/60	1,783	TAK17BG	208-230/1/60	1,266

Climate Control Standard Model	Voltage	List Price (\$US)
TAK23AG	115/1/60	1,497
TAK23BG	208-230/1/60	1,600
TAK30AG	115/1/60	1,827
TAK30BG	208-230/1/60	1,953
TAK43AG	115/1/60	2,478
TAK43BG	208-230/1/60	2,653
TAK55AG	115/1/60	3,178
TAK55BG	208-230/1/60	3,404

Nomenclature

TA	K	17	B	G
Model Series	Coil Option	Model Size	Electrical Code	Vintage
Thin Profile Air Defrost	Blank = Standard K = Coated	# x 100 = BTUH	A = 115/1/60 B = 208-230/1/60	

Thin Profile Electric Defrost

Overview



Product Description

Model TL low temperature unit cooler has a completely automatic defrost system. Mounted in the top of a refrigerator, its extremely compact cabinet makes it possible to utilize the entire top shelf area for storage. Having a normal operating range of +20°F. to -20°F., this unit is ideally suited applications including commercial freezers, ice cream boxes, bakery freezers and dual-temp reach-in boxes. Mechanical contact is provided between the heater elements and the drain pan, ensuring a warm pan during the defrost cycle. Opting for EC motors makes this product qualified to be included in the **E Solutions™** product portfolio because of increased energy efficiency and cost savings.

Certifications



Standard Features

- Electric defrost ensures positive heat source
- Built-in fan delay allows coil to be chilled before returning to the normal cooling cycle
- Defrost terminates on coil temperature eliminating excessive defrost period
- Textured aluminum cabinet
- Molded Polycarbonate guard
- Knockouts provided on sides for electrical connections - opening in rear for coil connections
- Expansion valve can be mounted inside the cabinet
- Stainless steel screws
- Motors are thermally protected and permanently lubricated
- Internal junction box for electrical connection
- Plate type aluminum fins with full collars on expanded copper tubes
- Coils are dehydrated and sealed
- Easy to install and maintain
- Sweat inlet connection to reduce leaks
- All models UL listed for the US and Canada
- UL classified to NSF standards

Options

- Flare connection available as a ship loose option
- EC motors available for some models

Model Pricing

Climate Control Standard Model	Voltage	List Price (\$US)	Climate Control Standard Model	Voltage	List Price (\$US)
TL09AG	115/1/60	1,165	TL21AG	115/1/60	1,969
TL09BG	208-230/1/60	1,165	TL21BG	208-230/1/60	1,969
TL12AG	115/1/60	1,401	TL28AG	115/1/60	2,478
TL12BG	208-230/1/60	1,401	TL28BG	208-230/1/60	2,478
TL16AG	115/1/60	1,733	TL35BG	208-230/1/60	2,795
TL16BG	208-230/1/60	1,733	TL53BG	208-230/1/60	3,848

Nomenclature

TL	12	B	G
Model Series	Model Size	Electrical Code	Vintage
Thin Profile Electric Defrost	# x 100 = BTUH	A = 115/1/60 B = 208-230/1/60	

C Profile

Overview



Product Description

Model C is ideal for refrigerated reach-ins. It mounts to the top of the refrigerator and discharges cold air against the back wall. With this air flow pattern, the air is not blasted on the product but is diffused along the back wall and then gently drawn across the product as it returns to the unit. Thus, uniform temperatures are maintained throughout the refrigerator. In addition, door sweating and refrigeration loss due to door opening is greatly reduced because the air is not discharged against the doors. Mounting is made easy by means of aluminum hangers that automatically space the unit the correct distance from the back wall. The expansion valve fits inside, out of sight. Opting for EC motors makes this product qualified to be included in the **E Solutions™** product portfolio because of increased energy efficiency and cost savings.

Certifications



Standard Features

- Textured aluminum cabinet
- Molded Polycarbonate guard
- Drain fitting at 45-degree angle so drain can be run through bottom or back of refrigerator
- Aluminum hangers automatically space the unit to the correct distance from the back wall
- Stainless steel screws prevent rust streaks
- Room for expansion valve inside the unit
- Knockouts in sides and top plus openings in rear provide maximum flexibility for electrical connection
- Full collar aluminum fins on expanded copper tubes
- Internal junction box with pigtail leads for electrical connection
- Motors are thermally protected and permanently lubricated
- Sweat inlet connection standard to reduce leaks
- All models UL listed for US and Canada
- UL classified to NSF standards

Options

- Flare connection available as a ship loose option
- Optional coated coil available (Model CK) for enhanced protection in corrosive environments
- EC motors available

Model Pricing

Climate Control Standard Model	Voltage	List Price (\$US)
C13AG	115/1/60	894
C13BG	208-230/1/60	959
C17AG	115/1/60	945
C17BG	208-230/1/60	1,014
C23AG	115/1/60	1,099
C23BG	208-230/1/60	1,181
C30AG	115/1/60	1,416
C30BG	208-230/1/60	1,574
C43AG	115/1/60	1,770
C43BG	208-230/1/60	1,896


Climate Control Standard Model	Voltage	List Price (\$US)
CK13AG	115/1/60	959
CK13BG	208-230/1/60	1,028
CK17AG	115/1/60	1,025
CK17BG	208-230/1/60	1,095
CK23AG	115/1/60	1,182
CK23BG	208-230/1/60	1,266
CK30AG	115/1/60	1,634
CK30BG	208-230/1/60	1,743
CK43AG	115/1/60	2,108
CK43BG	208-230/1/60	2,259

Nomenclature

C	K	43	B	G
Model Series	Coil Option	Model Size	Electrical Code	Vintage
High Profile Unit Cooler	Blank = Standard K = Coated	# x 100 = BTUH	A = 115/1/60 B = 208-230/1/60	

V Profile

Overview



Product Description

Model VA is a deluxe unit designed for use in small reach-ins, back bar and under counter refrigerators, and many other applications where a small, compact unit is required. The thermal expansion valve mounts inside the unit. The unit can be mounted from the ceiling or off the back wall or end walls, or can be used in a mullion application. Opting for EC motors makes this product qualified to be included in the **E Solutions™** product portfolio because of increased energy efficiency and cost savings.

Certifications



Standard Features

- Textured aluminum cabinet
- Molded Polycarbonate fan guard
- Improved drain pan overlaps coil surface to catch all condensate
- Stainless steel screws prevent rust streaks
- Plate-type aluminum fins with full collars on expanded copper tubes
- Expansion valve can be mounted inside the cabinet
- Internal junction box for electrical connection
- Pigtail leads in junction box
- Motors are thermally protected and permanently lubricated
- Top quality throughout in a compact size
- Sweat inlet connection standard to reduce leaks
- All models UL listed for US and Canada
- UL classified to NSF standards

Options

- Flare connection available as a ship loose option
- Optional coated coil available (Model VAK) for enhanced protection in corrosive environments
- EC motors available for some models

Models Pricing


Climate Control Standard Model	Voltage	List Price (\$US)	Climate Control Standard Model	Voltage	List Price (\$US)
VA06AG	115/1/60	588	VAK06AG	115/1/60	679
VA06BG	208-230/1/60	630	VAK06BG	208-230/1/60	722
VA08AG	115/1/60	630	VAK08AG	115/1/60	717
VA08BG	208-230/1/60	678	VAK08BG	208-230/1/60	768
VA12AG	115/1/60	857	VAK12AG	115/1/60	926
VA12BG	208-230/1/60	920	VAK12BG	208-230/1/60	992
VA17AG	115/1/60	969	VAK17AG	115/1/60	1,037
VA17BG	208-230/1/60	1,034	VAK17BG	208-230/1/60	1,114

Nomenclature

VA	K	08	A	G
Model Series	Coil Option	Model Size	Electrical Code	Vintage
V Profile Unit Cooler	Blank = Standard K = Coated	# x 100 = BTUH	A = 115/1/60 B = 208-230/1/60	

Back Bar

Overview



Product Description

Model BB, available in medium and low temperature, a compact, wall-mounted units featuring a low height making them ideal for under counter reach-in or drawertype fixtures. The unit draws air in at the bottom and discharges out the front. An optional air deflector is included and can be mounted over the center of the fan to direct air up and out. The deflector can be fieldformed to direct the air where needed, usually onto drop-in trays of condiments in salad bar or sandwich preparation fixtures. An S-type mounting angle is included to position the unit 3/4" off the wall, allowing for optimum air circulation and performance.

Certifications



Standard Features

- Molded Polycarbonate fan guards
- Coils have copper tubes with aluminum fins, mechanically bonded for efficient heat transfer. The coils are dehydrated and sealed
- Textured aluminum cabinet
- Knockouts are conveniently located for refrigerant lines
- Screws are hardened, stainless steel
- Expansion valve can be mounted inside the cabinet and connections are sweat-type
- Motors are thermally protected and permanently lubricated
- Master units include the basic unit plus factory mounted expansion valve, solenoid, and temperature control. Also right-hand piping extended 8" - 12" outside the housing, sealed and pressurized to 20 - 30 PSI. A 1/4" OD liquid feed to slave is included
- Slave units include the basic unit plus factory mounted expansion valve with left-hand piping extended 8" - 12" outside the housing, sealed and pressurized to 20 - 30 PSI
- Sweat inlet connection to reduce leaks

Options

- Flare connection available as a ship loose option
- Consult Factory for 208-230V units

Model Pricing

Consult factory for 208-230V units

Climate Control Standard Model	Voltage	List Price (\$US)
BBM11AG	115/1/60	1,220
BBM16AG	115/1/60	1,472
BBMM11AG	115/1/60	2,686
BBMM16AG	115/1/60	2,943
BBMS11AG	115/1/60	2,332
BBMS16AG	115/1/60	2,591

Climate Control Standard Model	Voltage	List Price (\$US)
BBL10AG	115/1/60	1,644
BBL15AG	115/1/60	1,952
BBLM10AG	115/1/60	3,549
BBLM15AG	115/1/60	3,960
BBLS10AG	115/1/60	3,195
BBLS15AG	115/1/60	3,608


Nomenclature

BB	L	S	10	A	G
Model Series	Unit Temp	Unit Type	Model Size	Electrical Code	Vintage
Back Bar Unit Cooler	L = Low M = Medium	Blank = Standard S = Slave M = Master	# x 100 = BTUH	A = 115/1/60 B = 208-230/1/60	

Mullion

Overview

Section 1



Product Description

Model KMK is ideal for under-counter reachin refrigerators. The thin line design allows the unit to be mounted behind the mullion with sufficient clearance for tray slides. A down flow fan arrangement is used with air drawn in at the top and discharged at the bottom. This design provides superior air circulation and ensures uniform temperature throughout the cabinet. This versatile design is also adaptable for mounting on the back wall or ends of a cooler. The method of air circulation ensures minimum box temperature rise when the cabinet doors are open. Ideal for bottled goods and beverage coolers.

Certifications



Standard Features

- Light grained aluminum cabinets
- PVC coated fan guard
- Stainless steel hardware
- Coils have full collar aluminum fins on expanded copper tubes
- Coated coil for enhanced protection in corrosive environments
- Refrigerant connection knockouts provided on both ends of unit
- Expansion valve can be mounted inside the cabinet
- Motors are thermally protected and permanently lubricated
- Internal junction box for electrical connection
- Adjustable air deflector included provides different air patterns. Air can be directed where it's needed
- Sweat inlet connection to reduce leaks
- All models UL listed for the US and Canada
- UL classified to NSF standards

Options

- Flare connection available as a ship loose option

Model Pricing


Climate Control Standard Model	Voltage	List Price (\$US)
KMK13AG	115/1/60	1,284
KMK13BG	208-230/1/60	1,372
KMK17AG	115/1/60	1,554
KMK17BG	208-230/1/60	1,659
KMK23AG	115/1/60	1,859
KMK23BG	208-230/1/60	1,988

Nomenclature

KM	K	13	A	G
Model Series	Coil Option	Model Size	Electrical Code	Vintage
Kompact Mullion	K = Coated	# x 100 = BTUH	A = 115/1/60 B = 208-230/1/60	

Reverse Mullion

Overview



Product Description

Model RAMK is ideal for under-counter reach-in refrigerators, under-counter drawer type refrigerators and salad bars. The unit is suitable for mounting behind a mullion or on a wall. An up flow air pattern is used with air drawn in at the bottom and discharged out the top. This provides optimum temperature for drop in trays on salad bars or prep tables. It also keeps drawer stored product in premium condition.

An adjustable and detachable air deflector/splash protector is included. The deflector can be adjusted to direct the air up and out at a 45° angle. This feature provides excellent air distribution over drop in trays or containers. Food in the trays and containers stays colder, lasts longer, and retains the desired appearance. The deflector can be adjusted to distribute air out both sides when used as a mullion unit.

Certifications



Standard Features

- Textured aluminum cabinet
- PVC coated fan guard
- Stainless steel hardware
- Coils have full collar aluminum fins on expanded copper tubes
- Coated coil for enhanced protection in corrosive environments
- Refrigerant connection knockouts provided on both ends of unit
- Expansion valve can be mounted inside the cabinet
- Motors are thermally protected and permanently lubricated
- Internal junction box for electrical connection
- Adjustable air deflector included provides different air patterns. Air can be directed where it's needed
- Sweat inlet connection standard to reduce leaks
- All models are UL listed for the US and Canada
- UL classified to NSF standards

Options

- Flare connection available as a ship loose option

Models Pricing

Climate Control Standard Model	Voltage	List Price (\$US)
RAMK13AG	115/1/60	1,284
RAMK13BG	208-230/1/60	1,372
RAMK17AG	115/1/60	1,554
RAMK17BG	208-230/1/60	1,659
RAMK23AG	115/1/60	1,859
RAMK23BG	208-230/1/60	1,988

Nomenclature

RAM	K	13	A	G
Model Series	Coil Option	Model Size	Electrical Code	Vintage
Reverse Air Flow Compact Mullion	K = Coated	# x 100 = BTUH	A = 115/1/60 B = 208-230/1/60	

Twin Flow

Overview



Product Description

Model BTO is a compact two-way design with medium velocity airflow. The unit is mounted flush to the ceiling and draws air in through the fan and discharges out both sides. The air pattern reduces air loss when doors are opened and the medium velocity reduces product drying. Twin flow units are for temperatures of 35°F. and higher. Box temperatures are kept more constant throughout and fresh products last longer. Seven sizes are available with BTUH from 900 to 5500 at 10° TD. Opting for EC motors makes this product qualified to be included in the **E Solutions™** product portfolio because of increased energy efficiency and cost savings.

Certifications



Standard Features

- Compact two-way design with medium velocity air flow
- Mounts flush to the ceiling and draws air in through the fan and discharges out both sides
- Air pattern reduces air loss when doors are opened and the medium velocity reduces product drying
- Textured aluminum cabinet
- Stainless steel fasteners
- Molded Polycarbonate fan guards
- Drain pan and fan panel is easily removed for installation and servicing
- Coils are constructed of copper tubing with aluminum fins
- Expansion valve can be mounted inside the cabinet
- Internal junction box is provided for electrical connection
- Motors are thermally protected and permanently lubricated
- Sweat inlet connection to reduce leaks
- All models are UL listed for the US and Canada
- UL classified to NSF standards

Options

- Flare connection available as a ship loose option
- Optional coated coil available (Model BTOK) for enhanced protection in corrosive environments
- EC motors available for some models

Model Pricing

Climate Control Standard Model	Voltage	List Price (\$US)
BTO09AG	115/1/60	735
BTO09BG	208-230/1/60	787
BTO13AG	115/1/60	970
BTO13BG	208-230/1/60	1,036
BTO18AG	115/1/60	1,125
BTO18BG	208-230/1/60	1,203
BTO25AG	115/1/60	1,384
BTO25BG	208-230/1/60	1,474
BTO35AG	115/1/60	1,794
BTO35BG	208-230/1/60	1,917
BTO45AG	115/1/60	2,272
BTO45BG	208-230/1/60	2,431
BTO55AG	115/1/60	2,885
BTO55BG	208-230/1/60	3,088
BTOK09AG	115/1/60	869
BTOK09BG	208-230/1/60	936
BTOK13AG	115/1/60	1,043
BTOK13BG	208-230/1/60	1,116
BTOK18AG	115/1/60	1,322
BTOK18BG	208-230/1/60	1,416
BTOK25AG	115/1/60	1,630
BTOK25BG	208-230/1/60	1,739
BTOK35AG	115/1/60	2,113
BTOK35BG	208-230/1/60	2,261
BTOK45AG	115/1/60	2,645
BTOK45BG	208-230/1/60	2,830
BTOK55AG	115/1/60	3,286
BTOK55BG	208-230/1/60	3,518

Nomenclature

BTO	K	09	A	G
Model Series	Coil Option	Model Size	Electrical Code	Vintage
Twin Flow Unit Cooler	Blank = Standard K = Coated	# x 100 = BTUH	A = 115/1/60 B = 208-230/1/60	

Dual Air

Overview



Product Description

Model U unit cooler is used wherever a small, compact unit is required, such as salad boxes, back bars and direct draw boxes. It can be mounted on the ceiling or wall. The Model U unit draws air in through the front and discharges it out both sides to ensure proper distribution of cool air and thus maintain a uniform box temperature.

Certifications



Standard Features

- Textured aluminum cabinet
- Full collar aluminum fins on expanded copper tubes
- Detachable drain pan that is easy to clean
- Molded 3-prong motor connector to save installation time and expense
- Motors are thermally protected and permanently lubricated
- Optional coated coil available (Model UK) for enhanced protection in corrosive environments
- Sweat inlet connection to reduce leaks
- All models are UL recognized for the US and Canada
- UL classified to NSF standards

Options

- Flare connection available as a ship loose option

Model Pricing

Climate Control Standard Model	Voltage	List Price (\$US)
U0090	115/1/60	726
U0091	208-230/1/60	955
U0120	115/1/60	826
U0121	208-230/1/60	1,034
U0150	115/1/60	924
U0151	208-230/1/60	1,145
UK0090	115/1/60	831
UK0091	208-230/1/60	1,086
UK0120	115/1/60	940
UK0121	208-230/1/60	1,196
UK0150	115/1/60	1,057
UK0151	208-230/1/60	1,296

Nomenclature

U	K	09	0
Model Series	Coil Option	Model Size	Electrical Code
Dual Aire Standard Coil	Blank = Standard K = Coated	# x 100 = BTUH	0 = 115/1/60 1 = 208-230/1/60

Shipped-Loose Accessories

Can't Find Something or need help selecting the appropriate accessory for your unit? Please contact your local Sales Representative or Account Engineer for assistance.

Part Number	Description	List Price (\$US)	Notes
Room Thermostats			
2891040	Room Thermostat	309	-
28963301	Electronic Room Thermostat	502	-
Defrost Controls			
4267W	Adjustable Defrost Control / Fan Delay Switch	289	-

Expansion Valves (TXV)

When placing order, please specify refrigerant type, saturated suction temperature (SST), liquid temperature, and room temperature.

Part Number	List Price (\$US)	Capacity Range (BTUH)
TXV024	359	24,000 BTUH and under

Liquid-line Solenoid Valves (LLSV)

Part Number	List Price (\$US)	Size	Capacity Range (R-404A)	
			Medium Temperature Application (BTUH)	Low Temperature Application (BTUH)
29318013	371	3/8	12,000 BTUH and under	11,000 BTUH and under

Extended Thin Profile

Overview



Product Description

Extended Thin Profile LTA & LTL unit coolers are the most compact designed units for reach in display cases. The unit's low height design allows the unit to 'hide' at the top of the cooler, which gives the case a cleaner look and also allows for more room for shelves and product. These units have front access end panels for easy access to the refrigerant and electrical compartments, along with modular front access panels that make it easy to access the motors. Internally enhanced tube design produces better unit performance.

Better performance, easy installation, serviceability and high quality make this unit the perfect fit for your display case needs.

Certifications



Standard Features

- Low height makes it the most compact unit for display cases where space is limited, giving the case a clean look and allowing for more shelving and product storage
- Textured aluminum cabinet
- Easy access to motors and the refrigerant and electrical components with front access panels
- Modular front access panels can be removed independently of the drain pan
- Plastic vibration isolators for fan panels and drain pan reduce noise and vibration
- Liquid-line solenoid wire harness comes standard for quick installation
- Internally enhanced tube design produces better unit performance
- Heaters are attached to the coil for easier serviceability
- Defrost termination control
- Fan delay control
- Heater safety control

Nomenclature

LT	A	053	B	A
Model Series	Model Type	Model Size	Electrical Code	Vintage
Extended Thin Profile Unit Cooler	A = Air Defrost L = Electric Defrost	# x 100 = BTUH	AE = 115/1/60 (EC Motors) BE = 208-230/1/60 (EC Motors) S = Configurable	

Extended Thin Profile

Models & Options Pricing

When Do You Choose a Configurable Model?

- Choose when there is not a standard model listed or you want to add factory-installed options.
- When ordering a configurable model, remember to specify the voltage and fan motor type.

Climate Control Standard Model	Climate Control Config Model	List Price (\$US)	Factory-Installed Options List Price Adders(\$US)						
			Electrical Options		Mechanical Options			Coil Options	
			Beacon II Assembly	Room TSTAT	TXV	TXV & LLSV	White Cabinet	Polyester Fin Protection	Copper Fin Coils
Air Defrost Models with EC Motors, 115/1/60									
LTA053AEA	LTA053SA	3,355	1,559	325	453	771	214	1,137	1,284
LTA079AEA	LTA079SA	3,748	1,559	325	453	771	214	1,137	1,284
LTA102AEA	LTA102SA	4,587	1,559	325	453	771	214	1,137	1,284
LTA134AEA	LTA134SA	5,324	1,559	325	453	771	214	1,137	1,284
LTA172AEA	LTA172SA	6,015	1,559	325	453	771	214	1,137	1,284
Air Defrost Models with EC Motors, 208-230/1/60									
LTA053BEA	LTA053SA	3,355	1,559	325	453	771	214	1,137	1,284
LTA079BEA	LTA079SA	3,748	1,559	325	453	771	214	1,137	1,284
LTA102BEA	LTA102SA	4,587	1,559	325	453	771	214	1,137	1,284
LTA134BEA	LTA134SA	5,324	1,559	325	453	771	214	1,137	1,284
LTA172BEA	LTA172SA	6,015	1,559	325	453	771	214	1,137	1,284
Electric Defrost Models with EC Motors, 208-230/1/60									
LTL046BEA	LTL046SA	3,589	1,559	325	453	771	214	-	1,284
LTL068BEA	LTL068SA	4,031	1,559	325	453	771	214	-	1,284
LTL093BEA	LTL093SA	4,968	1,559	325	453	771	214	-	1,284
LTL115BEA	LTL115SA	5,742	1,559	325	453	771	214	-	1,284
LTL133BEA	LTL133SA	6,508	1,559	325	453	771	214	-	1,284

Extended Thin Profile

Shipped-Loose Accessories

Can't Find Something or need help selecting the appropriate accessory for your unit? Please contact your local Sales Representative or Account Engineer for assistance.

Part Number	Description	List Price (\$US)	Notes
Room Thermostats			
2891040	Room Thermostat	309	-
28963301	Electronic Room Thermostat	502	-
Defrost Controls			
4267W	Adjustable Defrost Control / Fan Delay Switch	289	-

Expansion Valves (TXV)

When placing order, please specify refrigerant type, saturated suction temperature (SST), liquid temperature, and room temperature.

Part Number	List Price (\$US)	Capacity Range (BTUH)
TXV024	359	24,000 BTUH and under

Liquid-line Solenoid Valves (LLSV)

Part Number	List Price (\$US)	Size	Capacity Range (R-404A)	
			Medium Temperature Application (BTUH)	Low Temperature Application (BTUH)
29318013	358	3/8	12,000 BTUH and under	11,000 BTUH and under
4502Z	258	3/8	12,000 BTUH to 24,000 BTUH	11,000 BTUH to 21,000 BTUH

Page left blank intentionally. Slim Contour is discontinued.

Walk-In Unit Coolers



Slim Contour

Page left blank intentionally. Slim Contour is discontinued.

Page left blank intentionally. Slim Contour is discontinued.

Walk-In Unit Coolers



Slim Contour

Page left blank intentionally. Slim Contour is discontinued.

Low Profile

Overview



Product Description

The low profile unit cooler, available in air, electric, and hot gas defrost, is designed for maximum capacity while occupying a minimum amount of space inside a walk-in cooler or freezer. These units are ideal for many applications including restaurants and convenience stores. Opting for EC motors or the Beacon II™ Refrigeration System makes this product qualified to be included in the **E Solutions™** product portfolio because of increased energy efficiency and cost savings.

Certifications



Standard Features

Ease of Installation & Service

- Cabinet design features front access panels on each side for easy access to electrical and refrigeration components
- All electrical components factory wired to terminal board and identified, making it easy to field wire the unit
- Liquid line solenoid wire harness is factory-installed for quick installation
- Pre-drilled holes on the back of the unit for room thermostat
- Coil heater slots have been enlarged for easier installation and replacement
- On 4-6 fan models, drain pan has a lanyard for easy and safe access
- Motors plug into wiring harness for easier servicing
- Hot gas loop on bottom of coil for easier access is standard for hot gas defrost models

Reliable & Durable

- Sweat connections to reduce potential for leaks
- Molded fan guard design made of strong plastic material
- Heavy gauge grained aluminum cabinet cleans easily and looks attractive

Performance

- Internal panels are isolated for quiet operation
- Internally enhanced tubing and fin design for higher efficiency
- Reduced heater wattages
- Fixed defrost termination for electric, adjustable defrost termination for hot gas
- Extended drain pan heaters for more uniform defrost throughout the drain pan and additional heat in end compartments

Versatile

- Large diameter drain hole (3/4" ID) is located on the back of the unit
- Minimal height of the low profile series makes it ideal for low ceiling coolers

Nomenclature

LSC	120	A	G	K
Model Series	Capacity	Electrical Code	Control Option	Vintage
LSC = Air defrost LSF = Electric defrost, 6 FPI LFF = Electric defrost, 4 FPI LSH = Hot gas defrost	# x 100 = BTUH	A = 115/1/60 B = 208-230/1/60 C = 208-230/3/60 M = 460/1/60 AE = 115/1/60 (EC) BE = 208-230/1/60 (EC) CE = 208-230/3/60 (EC) S = Configurable	G = intelliGen™ <small>*only available on Air and Electric Defrost Models</small>	

intelliGen™ only available for 115/1 and 208-230/1 voltages.

Low Profile

Mounted Components Models

Factory Installed Component Models Include:

- Sporlan R404A Expansion Valve
- Q body valve with inlet strainer
- Air Defrost (35° F room) will be C charged
- Electric Defrost (-10° F room) will be ZP charged
- Mechanical Room Thermostat
- Emerson Solenoid Valve with Dual Voltage Coil

Climate Control Standard Model	List Price (\$US)
Air Defrost Models with EC Motors - 115/1/60	
LSC040AEWMC6K	2,863
LSC052AEWMC6K	2,967
LSC065AEWMC6K	3,222
LSC070AEWMC6K	3,802
LSC090AEWMC6K	4,158
LSC104AEWMC6K	4,339
LSC120AEWMC6K	4,542
LSC130AEWMC6K	4,756
LSC140AEWMC6K	5,405
LSC156AEWMC6K	5,764
LSC180AEWMC6K	6,320
LSC208AEWMC6K	7,169
LSC260AEWMC6K	8,655
LSC312AEWMC6K	10,249
LSC370AEWMC6K	11,355
Air Defrost Models with PSC Motors - 115/1/60	
LSC040AWMC6K	2,494
LSC052AWMC6K	2,598
LSC065AWMC6K	2,853
LSC070AWMC6K	3,064
LSC090AWMC6K	3,419
LSC104AWMC6K	3,601
LSC120AWMC6K	3,803
LSC130AWMC6K	4,018
LSC140AWMC6K	4,298
LSC156AWMC6K	4,657
LSC180AWMC6K	5,213
LSC208AWMC6K	5,693
LSC260AWMC6K	6,810
LSC312AWMC6K	8,035
LSC370AWMC6K	9,138

Climate Control Standard Model	List Price (\$US)
Electric Defrost Models with EC Motors - 208-230/1/60	
LSF035BEWMC6K	3,642
LSF040BEWMC6K	3,767
LSF047BEWMC6K	4,057
LSF065BEWMC6K	4,927
LSF075BEWMC6K	5,081
LSF090BEWMC6K	5,324
LSF120BEWMC6K	6,568
LSF140BEWMC6K	7,302
LSF160BEWMC6K	8,387
LSF180BEWMC6K	9,153
LSF200BEWMC6K	10,351
LSF240BEWMC6K	12,117
LSF280BEWMC6K	13,402
Electric Defrost Models with PSC Motors - 208-230/1/60	
LSF035BWMC6K	3,273
LSF040BWMC6K	3,398
LSF047BWMC6K	3,688
LSF065BWMC6K	4,189
LSF075BWMC6K	4,343
LSF090BWMC6K	4,586
LSF120BWMC6K	5,461
LSF140BWMC6K	6,195
LSF160BWMC6K	6,911
LSF180BWMC6K	7,677
LSF200BWMC6K	8,506
LSF240BWMC6K	9,903
LSF280BWMC6K	11,188

Federal Regulation Requires EC Motors!
Energy Independence and Security Act of 2007 (H.R. 6)
 Walk-Ins manufactured on or after 01/01/2009 and under 3,000 square feet in area with single phase evaporator fan motors less than 1 HP and less than 460V must be EC motors

Low Profile

Air Defrost Models & Options

When Do You Choose a Configurable Model?

- Choose when there is not a standard model listed or you want to add factory-installed options.
- When ordering a configurable model, remember to specify the voltage and fan motor type.

Climate Control Standard Model	Climate Control Config Model	List Price (\$US)	Climate Control IntelliGen™ Config Model	Climate Control IntelliGen™ Config. List Price (\$US)	Factory-Installed Options List Price Adders (\$US)								
					Electrical Options			Mechanical Options			Coil Options		
					Beacon II	QRC	Room TSTAT	TXV	TXV & LLSV	QCF, TXV, & LLSV	Coated Coil (Black)	Polyester Fin Protection	Bronz-Glow or ElectroFin
Air Defrost Models with EC Motors - 115/1/60													
LSC040AEK	LSC040SK	1,767	LSC040SGK	3,821	1,559	1,559	325	453	771	1,424	512	1,114	1,749
LSC052AEK	LSC052SK	1,871	LSC052SGK	3,925	1,559	1,559	325	453	771	1,424	512	1,114	1,749
LSC065AEK	LSC065SK	2,126	LSC065SGK	4,180	1,559	1,559	325	453	771	1,424	512	1,114	1,749
LSC070AEK	LSC070SK	2,706	LSC070SGK	4,760	1,559	1,559	325	453	771	1,424	761	1,137	1,749
LSC090AEK	LSC090SK	3,061	LSC090SGK	5,115	1,559	1,559	325	453	771	1,424	761	1,137	1,749
LSC104AEK	LSC104SK	3,243	LSC104SGK	5,297	1,559	1,559	325	453	771	1,424	761	1,137	1,749
LSC120AEK	LSC120SK	3,445	LSC120SGK	5,499	1,559	1,559	325	453	771	1,424	761	1,137	1,749
LSC130AEK	LSC130SK	3,660	LSC130SGK	5,714	1,559	1,559	325	453	771	1,424	761	1,137	1,749
LSC140AEK	LSC140SK	4,309	LSC140SGK	6,363	1,559	1,559	325	453	771	1,424	761	1,160	1,749
LSC156AEK	LSC156SK	4,668	LSC156SGK	6,722	1,559	1,559	325	453	771	1,424	1,112	1,160	1,749
LSC180AEK	LSC180SK	5,224	LSC180SGK	7,278	1,559	1,559	325	453	771	1,424	1,112	1,160	1,749
LSC208AEK	LSC208SK	6,073	LSC208SGK	8,127	1,559	1,559	325	453	771	1,424	1,398	1,185	1,749
LSC260AEK	LSC260SK	7,559	LSC260SGK	9,613	1,559	1,559	325	453	771	1,424	1,762	1,213	2,087
LSC312AEK	LSC312SK	8,703	LSC312SGK	10,757	1,559	1,559	325	856	1,221	1,875	1,762	1,236	2,322
LSC370AEK	LSC370SK	9,806	LSC370SGK	11,860	1,559	1,559	325	856	1,221	1,875	1,762	1,236	2,322
Air Defrost Models with EC Motors - 208-230/1/60													
LSC040BEK	LSC040SK	1,878	LSC040SGK	3,932	1,559	1,559	325	453	771	1,424	512	1,114	1,749
LSC052BEK	LSC052SK	1,895	LSC052SGK	3,949	1,559	1,559	325	453	771	1,424	512	1,114	1,749
LSC065BEK	LSC065SK	2,261	LSC065SGK	4,315	1,559	1,559	325	453	771	1,424	512	1,114	1,749
LSC070BEK	LSC070SK	2,861	LSC070SGK	4,915	1,559	1,559	325	453	771	1,424	761	1,137	1,749
LSC090BEK	LSC090SK	3,098	LSC090SGK	5,152	1,559	1,559	325	453	771	1,424	761	1,137	1,749
LSC104BEK	LSC104SK	3,282	LSC104SGK	5,336	1,559	1,559	325	453	771	1,424	761	1,137	1,749
LSC120BEK	LSC120SK	3,484	LSC120SGK	5,538	1,559	1,559	325	453	771	1,424	761	1,137	1,749
LSC130BEK	LSC130SK	3,701	LSC130SGK	5,755	1,559	1,559	325	453	771	1,424	761	1,137	1,749
LSC140BEK	LSC140SK	4,354	LSC140SGK	6,408	1,559	1,559	325	453	771	1,424	761	1,160	1,749
LSC156BEK	LSC156SK	4,726	LSC156SGK	6,780	1,559	1,559	325	453	771	1,424	1,112	1,160	1,749
LSC180BEK	LSC180SK	5,279	LSC180SGK	7,333	1,559	1,559	325	453	771	1,424	1,112	1,160	1,749
LSC208BEK	LSC208SK	6,439	LSC208SGK	8,493	1,559	1,559	325	453	771	1,424	1,398	1,185	1,749
LSC260BEK	LSC260SK	8,016	LSC260SGK	10,070	1,559	1,559	325	453	771	1,424	1,762	1,213	2,087
LSC312BEK	LSC312SK	9,221	LSC312SGK	11,275	1,559	1,559	325	856	1,221	1,875	1,762	1,236	2,322
LSC370BEK	LSC370SK	10,283	LSC370SGK	12,337	1,559	1,559	325	856	1,221	1,875	1,762	1,236	2,322

Notes:

- Beacon II™ must be ordered as a system. B2/QRC/IntelliGen™ is not available for 460/1/60 and 260/3/60.
- TXV = Expansion Valve; LLSV = Liquid Line Solenoid Valve; QCF = Quick Connect Fittings.
- PSC-TE Fan Motors, Stainless Steel Cabinet & Pan, Electro-fin Coils and Copper Fin Coils are available. Contact your Sales Representative or Account Engineer for more information.
- Must specify which coating at time of order entry.

Federal Regulation Requires EC Motors!

Energy Independence and Security Act of 2007 (H.R. 6)

Walk-Ins manufactured on or after 01/01/2009 and under 3,000 square feet in area with single phase evaporator fan motors less than 1 HP and less than 460V must be EC motors

Walk-In Unit Coolers

Low Profile

Air Defrost Models & Options

When Do You Choose a Configurable Model?

- Choose when there is not a standard model listed or you want to add factory-installed options.
- When ordering a configurable model, remember to specify the voltage and fan motor type.

Climate Control Standard Model	Climate Control Config Model	List Price (\$US)	Climate Control IntelliGen™ Config Model	Climate Control IntelliGen™ Config. List Price (\$US)	Factory-Installed Options List Price Adders (\$US)								
					Electrical Options			Mechanical Options			Coil Options		
					Beacon II	QRC	Room TSTAT	TXV	TXV & LLSV	QCF, TXV, & LLSV	Coated Coil (Black)	Polyester Fin Protection	Bronz-Glow or ElectroFin
Air Defrost Models with PSC Motors - 115/1/60													
LSC040AK	LSC040SK	1,398	LSC040SGK	3,452	1,559	1,559	325	453	771	1,424	512	1,114	1,749
LSC052AK	LSC052SK	1,502	LSC052SGK	3,556	1,559	1,559	325	453	771	1,424	512	1,114	1,749
LSC065AK	LSC065SK	1,757	LSC065SGK	3,811	1,559	1,559	325	453	771	1,424	512	1,114	1,749
LSC070AK	LSC070SK	1,968	LSC070SGK	4,022	1,559	1,559	325	453	771	1,424	761	1,137	1,749
LSC090AK	LSC090SK	2,323	LSC090SGK	4,377	1,559	1,559	325	453	771	1,424	761	1,137	1,749
LSC104AK	LSC104SK	2,505	LSC104SGK	4,559	1,559	1,559	325	453	771	1,424	761	1,137	1,749
LSC120AK	LSC120SK	2,707	LSC120SGK	4,761	1,559	1,559	325	453	771	1,424	761	1,137	1,749
LSC130AK	LSC130SK	2,922	LSC130SGK	4,976	1,559	1,559	325	453	771	1,424	761	1,137	1,749
LSC140AK	LSC140SK	3,202	LSC140SGK	5,256	1,559	1,559	325	453	771	1,424	761	1,160	1,749
LSC156AK	LSC156SK	3,561	LSC156SGK	5,615	1,559	1,559	325	453	771	1,424	1,112	1,160	1,749
LSC180AK	LSC180SK	4,117	LSC180SGK	6,171	1,559	1,559	325	453	771	1,424	1,112	1,160	1,749
LSC208AK	LSC208SK	4,597	LSC208SGK	6,651	1,559	1,559	325	453	771	1,424	1,398	1,185	1,749
LSC260AK	LSC260SK	5,714	LSC260SGK	7,768	1,559	1,559	325	453	771	1,424	1,762	1,213	2,087
LSC312AK	LSC312SK	6,489	LSC312SGK	8,543	1,559	1,559	325	856	1,221	1,875	1,762	1,236	2,322
LSC370AK	LSC370SK	7,592	LSC370SGK	9,646	1,559	1,559	325	856	1,221	1,875	1,762	1,236	2,322
Air Defrost Models with PSC Motors - 208-230/1/60													
LSC040BK	LSC040SK	1,509	LSC040SGK	3,563	1,559	1,559	325	453	771	1,424	512	1,114	1,749
LSC052BK	LSC052SK	1,526	LSC052SGK	3,580	1,559	1,559	325	453	771	1,424	512	1,114	1,749
LSC065BK	LSC065SK	1,892	LSC065SGK	3,946	1,559	1,559	325	453	771	1,424	512	1,114	1,749
LSC070BK	LSC070SK	2,123	LSC070SGK	4,177	1,559	1,559	325	453	771	1,424	761	1,137	1,749
LSC090BK	LSC090SK	2,360	LSC090SGK	4,414	1,559	1,559	325	453	771	1,424	761	1,137	1,749
LSC104BK	LSC104SK	2,544	LSC104SGK	4,598	1,559	1,559	325	453	771	1,424	761	1,137	1,749
LSC120BK	LSC120SK	2,746	LSC120SGK	4,800	1,559	1,559	325	453	771	1,424	761	1,137	1,749
LSC130BK	LSC130SK	2,963	LSC130SGK	5,017	1,559	1,559	325	453	771	1,424	761	1,137	1,749
LSC140BK	LSC140SK	3,247	LSC140SGK	5,301	1,559	1,559	325	453	771	1,424	761	1,160	1,749
LSC156BK	LSC156SK	3,619	LSC156SGK	5,673	1,559	1,559	325	453	771	1,424	1,112	1,160	1,749
LSC180BK	LSC180SK	4,172	LSC180SGK	6,226	1,559	1,559	325	453	771	1,424	1,112	1,160	1,749
LSC208BK	LSC208SK	4,963	LSC208SGK	7,017	1,559	1,559	325	453	771	1,424	1,398	1,185	1,749
LSC260BK	LSC260SK	6,171	LSC260SGK	8,225	1,559	1,559	325	453	771	1,424	1,762	1,213	2,087
LSC312BK	LSC312SK	7,007	LSC312SGK	9,061	1,559	1,559	325	856	1,221	1,875	1,762	1,236	2,322
LSC370BK	LSC370SK	8,069	LSC370SGK	10,123	1,559	1,559	325	856	1,221	1,875	1,762	1,236	2,322

Federal Regulation Requires EC Motors!
Energy Independence and Security Act of 2007 (H.R. 6)
 Walk-Ins manufactured on or after 01/01/2009 and under 3,000 square feet in area with single phase evaporator fan motors less than 1 HP and less than 460V must be EC motors

Notes:

- Beacon II™ must be ordered as a system. B2/QRC/intelliGen™ is not available for 460/1/60 and 260/3/60.
- TXV = Expansion Valve; LLSV = Liquid Line Solenoid Valve; QCF = Quick Connect Fittings.
- PSC-TE Fan Motors, Stainless Steel Cabinet & Pan, Electro-fin Coils and Copper Fin Coils are available. Contact your Sales Representative or Account Engineer for more information.
- Must specify which coating at time of order entry.

Low Profile

Air Defrost Models & Options

When Do You Choose a Configurable Model?

- Choose when there is not a standard model listed or you want to add factory-installed options.
- When ordering a configurable model, remember to specify the voltage and fan motor type.

Climate Control Standard Model	Climate Control Config Model	List Price (\$US)	Climate Control IntelliGen™ Config Model	Climate Control IntelliGen™ Config. List Price (\$US)	Factory-Installed Options List Price Adders (\$US)								
					Electrical Options			Mechanical Options			Coil Options		
					Beacon II	QRC	Room TSTAT	TXV	TXV & LLSV	QCF, TXV, & LLSV	Coated Coil (Black)	Polyester Fin Protection	Bronz-Glow or ElectroFin
Air Defrost Models with PSC Motors - 460/1/60													
-	LSC040SK	1,692	-	-	-	-	325	453	771	1,424	512	1,114	1,749
-	LSC052SK	1,708	-	-	-	-	325	453	771	1,424	512	1,114	1,749
-	LSC065SK	2,074	-	-	-	-	325	453	771	1,424	512	1,114	1,749
-	LSC070SK	2,489	-	-	-	-	325	453	771	1,424	761	1,137	1,749
-	LSC090SK	2,727	-	-	-	-	325	453	771	1,424	761	1,137	1,749
-	LSC104SK	2,909	-	-	-	-	325	453	771	1,424	761	1,137	1,749
-	LSC120SK	3,109	-	-	-	-	325	453	771	1,424	761	1,137	1,749
-	LSC130SK	3,332	-	-	-	-	325	453	771	1,424	761	1,137	1,749
-	LSC140SK	3,794	-	-	-	-	325	453	771	1,424	761	1,160	1,749
-	LSC156SK	4,168	-	-	-	-	325	453	771	1,424	1,112	1,160	1,749
-	LSC180SK	4,720	-	-	-	-	325	453	771	1,424	1,112	1,160	1,749
-	LSC208SK	5,695	-	-	-	-	325	453	771	1,424	1,398	1,185	1,749
-	LSC260SK	7,083	-	-	-	-	325	453	771	1,424	1,762	1,213	2,087
-	LSC312SK	8,104	-	-	-	-	325	856	1,221	1,875	1,762	1,236	2,322
-	LSC370SK	9,168	-	-	-	-	325	856	1,221	1,875	1,762	1,236	2,322

Federal Regulation Requires EC Motors!

Energy Independence and Security Act of 2007 (H.R. 6)

Walk-Ins manufactured on or after 01/01/2009 and under 3,000 square feet in area with single phase evaporator fan motors less than 1 HP and less than 460V must be EC motors

Notes:

- Beacon II™ must be ordered as a system. B2/QRC/intelliGen™ is not available for 460/1/60 and 260/3/60.
- TXV = Expansion Valve; LLSV = Liquid Line Solenoid Valve; QCF = Quick Connect Fittings.
- PSC-TE Fan Motors, Stainless Steel Cabinet & Pan, Electro-fin Coils and Copper Fin Coils are available. Contact your Sales Representative or Account Engineer for more information.
- Must specify which coating at time of order entry.

Walk-In Unit Coolers



Low Profile

Electric Defrost Models & Options

When Do You Choose a Configurable Model?

- Choose when there is not a standard model listed or you want to add factory-installed options.
- When ordering a configurable model, remember to specify the voltage and fan motor type.

Climate Control Standard Model	Climate Control Config Model	FPI	List Price (\$US)	Climate Control IntelliGen™ Config Model	Climate Control IntelliGen™ Config. List Price (\$US)	Factory-Installed Options List Price Adders (\$US)						
						Electrical Options				Mechanical Options		
						Beacon II	QRC	Adj. Defrost Term. / Fan Delay	Room TSTAT	TXV	TXV & LLSV	QCF, TXV, & LLSV
Electric Defrost Models with EC Motors - 208-230/1/60												
LSF035BEK	LSF035SK	6	2,546	LSF035SGK	4,600	1,559	1,559	540	325	453	771	1,424
LSF040BEK	LSF040SK	6	2,671	LSF040SGK	4,725	1,559	1,559	540	325	453	771	1,424
LSF047BEK	LSF047SK	6	2,961	LSF047SGK	5,015	1,559	1,559	540	325	453	771	1,424
LSF065BEK	LSF065SK	6	3,831	LSF065SGK	5,885	1,559	1,559	540	325	453	771	1,424
LSF075BEK	LSF075SK	6	3,985	LSF075SGK	6,039	1,559	1,559	540	325	453	771	1,424
LSF090BEK	LSF090SK	6	4,228	LSF090SGK	6,282	1,559	1,559	540	325	453	771	1,424
LSF120BEK	LSF120SK	6	5,472	LSF120SGK	7,526	1,559	1,559	540	325	453	771	1,424
LSF140BEK	LSF140SK	6	6,206	LSF140SGK	8,260	1,559	1,559	540	325	453	771	1,424
LSF160BEK	LSF160SK	6	7,291	LSF160SGK	9,345	1,559	1,559	540	325	453	771	1,424
LSF180BEK	LSF180SK	6	8,057	LSF180SGK	10,111	1,559	1,559	540	325	453	771	1,424
LSF200BEK	LSF200SK	6	9,255	LSF200SGK	11,309	1,559	1,559	540	325	453	771	1,424
LSF240BEK	LSF240SK	6	10,571	LSF240SGK	12,625	1,559	1,559	540	325	856	1,221	1,875
LSF280BEK	LSF280SK	6	11,856	LSF280SGK	13,910	1,559	1,559	540	325	856	1,221	1,875
LFF041BEK	LFF041SK	4	2,460	LFF041SGK	4,514	1,559	1,559	540	325	453	771	1,424
LFF068BEK	LFF068SK	4	4,143	LFF068SGK	6,197	1,559	1,559	540	325	453	771	1,424
LFF080BEK	LFF080SK	4	4,445	LFF080SGK	6,499	1,559	1,559	540	325	453	771	1,424
LFF102BEK	LFF102SK	4	5,424	LFF102SGK	7,478	1,559	1,559	540	325	453	771	1,424
LFF136BEK	LFF136SK	4	7,174	LFF136SGK	9,228	1,559	1,559	540	325	453	771	1,424
LFF170BEK	LFF170SK	4	9,064	LFF170SGK	11,118	1,559	1,559	540	325	453	771	1,424
LFF204BEK	LFF204SK	4	10,363	LFF204SGK	12,417	1,559	1,559	540	325	856	1,221	1,875
LFF235BEK	LFF235SK	4	11,654	LFF235SGK	13,708	1,559	1,559	540	325	856	1,221	1,875
Electric Defrost Models with EC Motors - 208-230/3/60												
LSF035CEK	LSF035SK	6	2,665	-	-	-	-	540	325	453	771	1,424
LSF040CEK	LSF040SK	6	2,748	-	-	-	-	540	325	453	771	1,424
LSF047CEK	LSF047SK	6	3,129	-	-	-	-	540	325	453	771	1,424
LSF065CEK	LSF065SK	6	4,117	-	-	-	-	540	325	453	771	1,424
LSF075CEK	LSF075SK	6	4,215	-	-	-	-	540	325	453	771	1,424
LSF090CEK	LSF090SK	6	4,517	-	-	-	-	540	325	453	771	1,424
LSF120CEK	LSF120SK	6	5,758	-	-	-	-	540	325	453	771	1,424
LSF140CEK	LSF140SK	6	6,515	-	-	-	-	540	325	453	771	1,424
LSF160CEK	LSF160SK	6	7,575	-	-	-	-	540	325	453	771	1,424
LSF180CEK	LSF180SK	6	8,432	-	-	-	-	540	325	453	771	1,424

Federal Regulation Requires EC Motors!
Energy Independence and Security Act of 2007 (H.R. 6)
 Walk-Ins manufactured on or after 01/01/2009 and under 3,000 square feet in area with single phase evaporator fan motors less than 1 HP and less than 460V must be EC motors.

Notes:

- Electric Drain Pan is standard.
- Beacon II™ must be ordered as a system. B2/QRC/intelliGen™ is not available for 460/1/60 and 260/3/60.
- TXV = Expansion Valve; LLSV = Liquid Line Solenoid Valve; QCF = Quick Connect Fittings.
- PSC-TE Fan Motors, Stainless Steel Cabinet & Pan, Bronz-Glow Coils and Copper Fin Coils are available. Contact your Sales Representative or Account Engineer for more information.

Low Profile

Electric Defrost Models & Options

When Do You Choose a Configurable Model?

- Choose when there is not a standard model listed or you want to add factory-installed options.
- When ordering a configurable model, remember to specify the voltage and fan motor type.

Climate Control Standard Model	Climate Control Config Model	FPI	List Price (\$US)	Climate Control IntelliGen™ Config Model	Climate Control IntelliGen™ Config. List Price (\$US)	Factory-Installed Options List Price Adders (\$US)						
						Electrical Options				Mechanical Options		
						Beacon II	QRC	Adj. Defrost Term. / Fan Delay	Room TSTAT	TXV	TXV & LLSV	QCF, TXV, & LLSV
LSF200CEK	LSF200SK	6	9,543	-	-	-	-	540	325	453	771	1,424
LSF240CEK	LSF240SK	6	10,859	-	-	-	-	540	325	856	1,221	1,875
LSF280CEK	LSF280SK	6	12,296	-	-	-	-	540	325	856	1,221	1,875
LFF041CEK	LFF041SK	4	2,586	-	-	-	-	540	325	453	771	1,424
LFF068CEK	LFF068SK	4	4,311	-	-	-	-	540	325	453	771	1,424
LFF080CEK	LFF080SK	4	4,570	-	-	-	-	540	325	453	771	1,424
LFF102CEK	LFF102SK	4	5,710	-	-	-	-	540	325	453	771	1,424
LFF136CEK	LFF136SK	4	7,468	-	-	-	-	540	325	453	771	1,424
LFF170CEK	LFF170SK	4	9,352	-	-	-	-	540	325	453	771	1,424
LFF204CEK	LFF204SK	4	10,666	-	-	-	-	540	325	856	1,221	1,875
LFF235CEK	LFF235SK	4	12,019	-	-	-	-	540	325	856	1,221	1,875
Electric Defrost Models with PSC Motors - 208-230/1/60												
LSF035BK	LSF035SK	6	2,177	LSF035SGK	4,231	1,559	1,559	540	325	453	771	1,424
LSF040BK	LSF040SK	6	2,302	LSF040SGK	4,356	1,559	1,559	540	325	453	771	1,424
LSF047BK	LSF047SK	6	2,592	LSF047SGK	4,646	1,559	1,559	540	325	453	771	1,424
LSF065BK	LSF065SK	6	3,093	LSF065SGK	5,147	1,559	1,559	540	325	453	771	1,424
LSF075BK	LSF075SK	6	3,247	LSF075SGK	5,301	1,559	1,559	540	325	453	771	1,424
LSF090BK	LSF090SK	6	3,490	LSF090SGK	5,544	1,559	1,559	540	325	453	771	1,424
LSF120BK	LSF120SK	6	4,365	LSF120SGK	6,419	1,559	1,559	540	325	453	771	1,424
LSF140BK	LSF140SK	6	5,099	LSF140SGK	7,153	1,559	1,559	540	325	453	771	1,424
LSF160BK	LSF160SK	6	5,815	LSF160SGK	7,869	1,559	1,559	540	325	453	771	1,424
LSF180BK	LSF180SK	6	6,581	LSF180SGK	8,635	1,559	1,559	540	325	453	771	1,424
LSF200BK	LSF200SK	6	7,410	LSF200SGK	9,464	1,559	1,559	540	325	453	771	1,424
LSF240BK	LSF240SK	6	8,357	LSF240SGK	10,411	1,559	1,559	540	325	856	1,221	1,875
LSF280BK	LSF280SK	6	9,642	LSF280SGK	11,696	1,559	1,559	540	325	856	1,221	1,875
LFF041BK	LFF041SK	4	2,091	LFF041SGK	4,145	1,559	1,559	540	325	453	771	1,424
LFF068BK	LFF068SK	4	3,405	LFF068SGK	5,459	1,559	1,559	540	325	453	771	1,424
LFF080BK	LFF080SK	4	3,707	LFF080SGK	5,761	1,559	1,559	540	325	453	771	1,424
LFF102BK	LFF102SK	4	4,317	LFF102SGK	6,371	1,559	1,559	540	325	453	771	1,424
LFF136BK	LFF136SK	4	5,698	LFF136SGK	7,752	1,559	1,559	540	325	453	771	1,424
LFF170BK	LFF170SK	4	7,219	LFF170SGK	9,273	1,559	1,559	540	325	453	771	1,424
LFF204BK	LFF204SK	4	8,149	LFF204SGK	10,203	1,559	1,559	540	325	856	1,221	1,875
LFF235BK	LFF235SK	4	9,440	LFF235SGK	11,494	1,559	1,559	540	325	856	1,221	1,875

Federal Regulation Requires EC Motors!
Energy Independence and Security Act of 2007 (H.R. 6)
 Walk-Ins manufactured on or after 01/01/2009 and under 3,000 square feet in area with single phase evaporator fan motors less than 1 HP and less than 460V must be EC motors.

Notes:

- Electric Drain Pan is standard.
- Beacon II™ must be ordered as a system. B2/QRC/intelliGen™ is not available for 460/1/60 and 260/3/60.
- TXV = Expansion Valve; LLSV = Liquid Line Solenoid Valve; QCF = Quick Connect Fittings.
- PSC-TE Fan Motors, Stainless Steel Cabinet & Pan, Bronz-Glow Coils and Copper Fin Coils are available. Contact your Sales Representative or Account Engineer for more information.

Walk-In Unit Coolers



Low Profile

Electric Defrost Models & Options

When Do You Choose a Configurable Model?

- Choose when there is not a standard model listed or you want to add factory-installed options.
- When ordering a configurable model, remember to specify the voltage and fan motor type.

Climate Control Standard Model	Climate Control Config Model	FPI	List Price (\$US)	Climate Control IntelliGen™ Config Model	Climate Control IntelliGen™ Config. List Price (\$US)	Factory-Installed Options List Price Adders (\$US)						
						Electrical Options				Mechanical Options		
						Beacon II	QRC	Adj. Defrost Term. / Fan Delay	Room TSTAT	TXV	TXV & LLSV	QCF, TXV, & LLSV
Electric Defrost Models with PSC Motors - 208-230/3/60												
LSF035CK	LSF035SK	6	2,296	-	-	-	-	540	325	453	771	1,424
LSF040CK	LSF040SK	6	2,379	-	-	-	-	540	325	453	771	1,424
LSF047CK	LSF047SK	6	2,760	-	-	-	-	540	325	453	771	1,424
LSF065CK	LSF065SK	6	3,379	-	-	-	-	540	325	453	771	1,424
LSF075CK	LSF075SK	6	3,477	-	-	-	-	540	325	453	771	1,424
LSF090CK	LSF090SK	6	3,779	-	-	-	-	540	325	453	771	1,424
LSF120CK	LSF120SK	6	4,651	-	-	-	-	540	325	453	771	1,424
LSF140CK	LSF140SK	6	5,408	-	-	-	-	540	325	453	771	1,424
LSF160CK	LSF160SK	6	6,099	-	-	-	-	540	325	453	771	1,424
LSF180CK	LSF180SK	6	6,956	-	-	-	-	540	325	453	771	1,424
LSF200CK	LSF200SK	6	7,698	-	-	-	-	540	325	453	771	1,424
LSF240CK	LSF240SK	6	8,645	-	-	-	-	540	325	856	1,221	1,875
LSF280CK	LSF280SK	6	10,082	-	-	-	-	540	325	856	1,221	1,875
LFF041CK	LFF041SK	4	2,217	-	-	-	-	540	325	453	771	1,424
LFF068CK	LFF068SK	4	3,573	-	-	-	-	540	325	453	771	1,424
LFF080CK	LFF080SK	4	3,832	-	-	-	-	540	325	453	771	1,424
LFF102CK	LFF102SK	4	4,603	-	-	-	-	540	325	453	771	1,424
LFF136CK	LFF136SK	4	5,992	-	-	-	-	540	325	453	771	1,424
LFF170CK	LFF170SK	4	7,507	-	-	-	-	540	325	453	771	1,424
LFF204CK	LFF204SK	4	8,452	-	-	-	-	540	325	856	1,221	1,875
LFF235CK	LFF235SK	4	9,805	-	-	-	-	540	325	856	1,221	1,875
Electric Defrost Models with PSC Motors - 460/1/60												
LSF035MK	LSF035SK	6	2,478	-	-	-	-	540	325	453	771	1,424
LSF040MK	LSF040SK	6	2,563	-	-	-	-	540	325	453	771	1,424
LSF047MK	LSF047SK	6	2,944	-	-	-	-	540	325	453	771	1,424
LSF065MK	LSF065SK	6	3,744	-	-	-	-	540	325	453	771	1,424
LSF075MK	LSF075SK	6	3,843	-	-	-	-	540	325	453	771	1,424
LSF090MK	LSF090SK	6	4,145	-	-	-	-	540	325	453	771	1,424
LSF120MK	LSF120SK	6	5,200	-	-	-	-	540	325	453	771	1,424
LSF140MK	LSF140SK	6	5,960	-	-	-	-	540	325	453	771	1,424
LSF160MK	LSF160SK	6	6,834	-	-	-	-	540	325	453	771	1,424

Federal Regulation Requires EC Motors!
Energy Independence and Security Act of 2007 (H.R. 6)
 Walk-Ins manufactured on or after 01/01/2009 and under 3,000 square feet in area with single phase evaporator fan motors less than 1 HP and less than 460V must be EC motors.

Notes:

- Electric Drain Pan is standard.
- Beacon II™ must be ordered as a system. B2/QRC/intelliGen™ is not available for 460/1/60 and 260/3/60.
- TXV = Expansion Valve; LLSV = Liquid Line Solenoid Valve; QCF = Quick Connect Fittings.
- PSC-TE Fan Motors, Stainless Steel Cabinet & Pan, Bronz-Glow Coils and Copper Fin Coils are available. Contact your Sales Representative or Account Engineer for more information.

Low Profile

Electric Defrost Models & Options

When Do You Choose a Configurable Model?

- Choose when there is not a standard model listed or you want to add factory-installed options.
- When ordering a configurable model, remember to specify the voltage and fan motor type.

Climate Control Standard Model	Climate Control Config Model	FPI	List Price (\$US)	Climate Control IntelliGen™ Config Model	Climate Control IntelliGen™ Config. List Price (\$US)	Factory-Installed Options List Price Adders (\$US)						
						Electrical Options				Mechanical Options		
						Beacon II	QRC	Adj. Defrost Term. / Fan Delay	Room TSTAT	TXV	TXV & LLSV	QCF, TXV, & LLSV
LSF180MK	LSF180SK	6	7,686	-	-	-	-	540	325	453	771	1,424
LSF200MK	LSF200SK	6	8,611	-	-	-	-	540	325	453	771	1,424
LSF240MK	LSF240SK	6	9,745	-	-	-	-	540	325	856	1,221	1,875
LSF280MK	LSF280SK	6	11,177	-	-	-	-	540	325	856	1,221	1,875
LFF041MK	LFF041SK	4	2,398	-	-	-	-	540	325	453	771	1,424
LFF068MK	LFF068SK	4	3,756	-	-	-	-	540	325	453	771	1,424
LFF080MK	LFF080SK	4	4,015	-	-	-	-	540	325	453	771	1,424
LFF102MK	LFF102SK	4	5,154	-	-	-	-	540	325	453	771	1,424
LFF136MK	LFF136SK	4	6,721	-	-	-	-	540	325	453	771	1,424
LFF170MK	LFF170SK	4	8,423	-	-	-	-	540	325	453	771	1,424
LFF204MK	LFF204SK	4	9,552	-	-	-	-	540	325	856	1,221	1,875
LFF235MK	LFF235SK	4	10,903	-	-	-	-	540	325	856	1,221	1,875

Federal Regulation Requires EC Motors!

Energy Independence and Security Act of 2007 (H.R. 6)

Walk-Ins manufactured on or after 01/01/2009 and under 3,000 square feet in area with single phase evaporator fan motors less than 1 HP and less than 460V must be EC motors.

Notes:

- Electric Drain Pan is standard.
- Beacon II™ must be ordered as a system. B2/QRC/IntelliGen™ is not available for 460/1/60 and 260/3/60.
- TXV = Expansion Valve; LLSV = Liquid Line Solenoid Valve; QCF = Quick Connect Fittings.
- PSC-TE Fan Motors, Stainless Steel Cabinet & Pan, Bonz-Glow Coils and Copper Fin Coils are available. Contact your Sales Representative or Account Engineer for more information.

Walk-In Unit Coolers

Low Profile

Hot Gas Defrost Models & Options

When Do You Choose a Configurable Model?

- Choose when there is not a standard model listed or you want to add factory-installed options.
- When ordering a configurable model, remember to specify the voltage and fan motor type.

Climate Control Standard Model	Climate Control Config Model	FPI	List Price (\$US)	Factory-Installed Options List Price Adders (\$US)				
				Drain Pan Options			Mechanical Options	Coil Options
				Electric	Hot Gas Loop	Insulated	TXV	Bronz-Glow or ElectroFin
Hot Gas Defrost Models with EC Motors - 115/1/60								
LSH035AEK	LSH035SK	6	2,465	No Charge	Standard	141	453	1,749
LSH040AEK	LSH040SK	6	2,640	No Charge	Standard	141	453	1,749
LSH047AEK	LSH047SK	6	3,000	No Charge	Standard	141	453	1,749
LSH065AEK	LSH065SK	6	3,698	No Charge	Standard	193	453	1,749
LSH075AEK	LSH075SK	6	4,050	No Charge	Standard	193	453	1,749
LSH090AEK	LSH090SK	6	4,427	No Charge	Standard	193	453	1,749
LSH120AEK	LSH120SK	6	5,378	No Charge	Standard	239	453	1,749
LSH140AEK	LSH140SK	6	6,258	No Charge	Standard	239	453	1,749
LSH160AEK	LSH160SK	6	6,962	No Charge	Standard	294	453	1,881
LSH180AEK	LSH180SK	6	7,809	No Charge	Standard	294	453	1,850
LSH200AEK	LSH200SK	6	8,388	No Charge	Standard	323	453	2,087
LSH240AEK	LSH240SK	6	9,940	No Charge	Standard	366	856	2,322
LSH280AEK	LSH280SK	6	11,216	No Charge	Standard	366	856	2,322
LSH041AEK	LSH041SK	4	2,567	No Charge	Standard	141	453	1,749
LSH068AEK	LSH068SK	4	4,274	No Charge	Standard	193	453	1,749
LSH080AEK	LSH080SK	4	4,522	No Charge	Standard	193	453	1,749
LSH102AEK	LSH102SK	4	5,281	No Charge	Standard	239	453	1,749
LSH136AEK	LSH136SK	4	6,898	No Charge	Standard	294	453	1,850
LSH170AEK	LSH170SK	4	8,526	No Charge	Standard	323	453	2,087
LSH204AEK	LSH204SK	4	9,983	No Charge	Standard	366	856	2,322
LSH235AEK	LSH235SK	4	11,238	No Charge	Standard	366	856	2,322
Hot Gas Defrost Models with EC Motors - 208-230/1/60								
LSH035BEK	LSH035SK	6	2,522	No Charge	Standard	141	453	1,749
LSH040BEK	LSH040SK	6	2,704	No Charge	Standard	141	453	1,749
LSH047BEK	LSH047SK	6	3,073	No Charge	Standard	141	453	1,749
LSH065BEK	LSH065SK	6	3,937	No Charge	Standard	193	453	1,749
LSH075BEK	LSH075SK	6	4,288	No Charge	Standard	193	453	1,749
LSH090BEK	LSH090SK	6	4,723	No Charge	Standard	193	453	1,749
LSH120BEK	LSH120SK	6	5,721	No Charge	Standard	239	453	1,749
LSH140BEK	LSH140SK	6	6,485	No Charge	Standard	239	453	1,749
LSH160BEK	LSH160SK	6	7,405	No Charge	Standard	294	453	1,881
LSH180BEK	LSH180SK	6	8,391	No Charge	Standard	294	453	1,850

Federal Regulation Requires EC Motors! Energy Independence and Security Act of 2007 (H.R. 6)

Walk-Ins manufactured on or after 01/01/2009 and under 3,000 square feet in area with single phase evaporator fan motors less than 1 HP and less than 460V must be EC motors

Notes:

- Adjustable Defrost Term. / Fan Delay is standard.
- When using hot gas defrost units on 0°F degree applications and below, an insulated drain pan is required for models with hot gas drain pans.
- TXV = Expansion Valve
- PSC-TE Fan Motors, Stainless Steel Cabinet & Pan, and Copper Fin Coils are available. Contact your Sales Representative or Account Engineer for more information.
- Must specify which coating at time of order entry.

Low Profile

Hot Gas Defrost Models & Options

When Do You Choose a Configurable Model?

- Choose when there is not a standard model listed or you want to add factory-installed options.
- When ordering a configurable model, remember to specify the voltage and fan motor type.

Climate Control Standard Model	Climate Control Config Model	FPI	List Price (\$US)	Factory-Installed Options List Price Adders (\$US)				
				Drain Pan Options			Mechanical Options	Coil Options
				Electric	Hot Gas Loop	Insulated	TXV	Bronz-Glow or ElectroFin
LSH200BEK	LSH200SK	6	8,914	No Charge	Standard	323	453	2,087
LSH240BEK	LSH240SK	6	10,682	No Charge	Standard	366	856	2,322
LSH280BEK	LSH280SK	6	12,103	No Charge	Standard	366	856	2,322
LSH041BEK	LSH041SK	4	2,631	No Charge	Standard	141	453	1,749
LSH068BEK	LSH068SK	4	4,383	No Charge	Standard	193	453	1,749
LSH080BEK	LSH080SK	4	4,651	No Charge	Standard	193	453	1,749
LSH102BEK	LSH102SK	4	5,621	No Charge	Standard	239	453	1,749
LSH136BEK	LSH136SK	4	7,331	No Charge	Standard	294	453	1,850
LSH170BEK	LSH170SK	4	9,057	No Charge	Standard	323	453	2,087
LSH204BEK	LSH204SK	4	10,606	No Charge	Standard	366	856	2,322
LSH235BEK	LSH235SK	4	11,995	No Charge	Standard	366	856	2,322

Hot Gas Defrost Models with PSC Motors - 115/1/60

LSH035AK	LSH035SK	6	2,096	No Charge	Standard	141	453	1,749
LSH040AK	LSH040SK	6	2,271	No Charge	Standard	141	453	1,749
LSH047AK	LSH047SK	6	2,631	No Charge	Standard	141	453	1,749
LSH065AK	LSH065SK	6	2,960	No Charge	Standard	193	453	1,749
LSH075AK	LSH075SK	6	3,312	No Charge	Standard	193	453	1,749
LSH090AK	LSH090SK	6	3,689	No Charge	Standard	193	453	1,749
LSH120AK	LSH120SK	6	4,271	No Charge	Standard	239	453	1,749
LSH140AK	LSH140SK	6	5,151	No Charge	Standard	239	453	1,749
LSH160AK	LSH160SK	6	5,486	No Charge	Standard	294	453	1,881
LSH180AK	LSH180SK	6	6,333	No Charge	Standard	294	453	1,850
LSH200AK	LSH200SK	6	6,543	No Charge	Standard	323	453	2,087
LSH240AK	LSH240SK	6	7,726	No Charge	Standard	366	856	2,322
LSH280AK	LSH280SK	6	9,002	No Charge	Standard	366	856	2,322
LSH041AK	LSH041SK	4	2,198	No Charge	Standard	141	453	1,749
LSH068AK	LSH068SK	4	3,536	No Charge	Standard	193	453	1,749
LSH080AK	LSH080SK	4	3,784	No Charge	Standard	193	453	1,749
LSH102AK	LSH102SK	4	4,174	No Charge	Standard	239	453	1,749
LSH136AK	LSH136SK	4	5,422	No Charge	Standard	294	453	1,850
LSH170AK	LSH170SK	4	6,681	No Charge	Standard	323	453	2,087
LSH204AK	LSH204SK	4	7,769	No Charge	Standard	366	856	2,322
LSH235AK	LSH235SK	4	9,024	No Charge	Standard	366	856	2,322

Federal Regulation Requires EC Motors!

Energy Independence and Security Act of 2007 (H.R. 6)

Walk-Ins manufactured on or after 01/01/2009 and under 3,000 square feet in area with single phase evaporator fan motors less than 1 HP and less than 460V must be EC motors

Notes:

- Adjustable Defrost Term. / Fan Delay is standard.
- When using hot gas defrost units on 0°F degree applications and below, an insulated drain pan is required for models with hot gas drain pans.
- TXV = Expansion Valve
- PSC-TE Fan Motors, Stainless Steel Cabinet & Pan, and Copper Fin Coils are available. Contact your Sales Representative or Account Engineer for more information.
- Must specify which coating at time of order entry.

Walk-In Unit Coolers



Low Profile

Hot Gas Defrost Models & Options

When Do You Choose a Configurable Model?

- Choose when there is not a standard model listed or you want to add factory-installed options.
- When ordering a configurable model, remember to specify the voltage and fan motor type.

Climate Control Standard Model	Climate Control Config Model	FPI	List Price (\$US)	Factory-Installed Options List Price Adders (\$US)				
				Drain Pan Options			Mechanical Options	Coil Options
				Electric	Hot Gas Loop	Insulated	TXV	Bronz-Glow or ElectroFin
Hot Gas Defrost Models with PSC Motors - 208-230/1/60								
LSH035BK	LSH035SK	6	2,152	No Charge	Standard	141	453	1,749
LSH040BK	LSH040SK	6	2,335	No Charge	Standard	141	453	1,749
LSH047BK	LSH047SK	6	2,703	No Charge	Standard	141	453	1,749
LSH065BK	LSH065SK	6	3,197	No Charge	Standard	193	453	1,749
LSH075BK	LSH075SK	6	3,548	No Charge	Standard	193	453	1,749
LSH090BK	LSH090SK	6	3,983	No Charge	Standard	193	453	1,749
LSH120BK	LSH120SK	6	4,613	No Charge	Standard	239	453	1,749
LSH140BK	LSH140SK	6	5,376	No Charge	Standard	239	453	1,749
LSH160BK	LSH160SK	6	5,926	No Charge	Standard	294	453	1,881
LSH180BK	LSH180SK	6	6,912	No Charge	Standard	294	453	1,850
LSH200BK	LSH200SK	6	7,066	No Charge	Standard	323	453	2,087
LSH240BK	LSH240SK	6	8,463	No Charge	Standard	366	856	2,322
LSH280BK	LSH280SK	6	9,884	No Charge	Standard	366	856	2,322
LSH041BK	LSH041SK	4	2,261	No Charge	Standard	141	453	1,749
LSH068BK	LSH068SK	4	3,644	No Charge	Standard	193	453	1,749
LSH080BK	LSH080SK	4	3,911	No Charge	Standard	193	453	1,749
LSH102BK	LSH102SK	4	4,511	No Charge	Standard	239	453	1,749
LSH136BK	LSH136SK	4	5,851	No Charge	Standard	294	453	1,850
LSH170BK	LSH170SK	4	7,209	No Charge	Standard	323	453	2,087
LSH204BK	LSH204SK	4	8,386	No Charge	Standard	366	856	2,322
LSH235BK	LSH235SK	4	9,775	No Charge	Standard	366	856	2,322
Hot Gas Defrost Models with PSC Motors - 460/1/60								
-	LSH035SK	6	2,338	No Charge	Standard	141	453	1,749
-	LSH040SK	6	2,518	No Charge	Standard	141	453	1,749
-	LSH047SK	6	2,893	No Charge	Standard	141	453	1,749
-	LSH065SK	6	3,570	No Charge	Standard	193	453	1,749
-	LSH075SK	6	3,920	No Charge	Standard	193	453	1,749
-	LSH090SK	6	4,356	No Charge	Standard	193	453	1,749
-	LSH120SK	6	5,169	No Charge	Standard	239	453	1,749
-	LSH140SK	6	5,933	No Charge	Standard	239	453	1,749
-	LSH160SK	6	6,676	No Charge	Standard	294	453	1,881
-	LSH180SK	6	7,657	No Charge	Standard	294	453	1,850

Federal Regulation Requires EC Motors!
Energy Independence and Security Act of 2007 (H.R. 6)
 Walk-Ins manufactured on or after 01/01/2009 and under 3,000 square feet in area with single phase evaporator fan motors less than 1 HP and less than 460V must be EC motors

Notes:

- Adjustable Defrost Term. / Fan Delay is standard.
- When using hot gas defrost units on 0°F degree applications and below, an insulated drain pan is required for models with hot gas drain pans.
- TXV = Expansion Valve
- PSC-TE Fan Motors, Stainless Steel Cabinet & Pan, and Copper Fin Coils are available. Contact your Sales Representative or Account Engineer for more information.
- Must specify which coating at time of order entry.

Low Profile

Hot Gas Defrost Models & Options

When Do You Choose a Configurable Model?

- Choose when there is not a standard model listed or you want to add factory-installed options.
- When ordering a configurable model, remember to specify the voltage and fan motor type.

Climate Control Standard Model	Climate Control Config Model	FPI	List Price (\$US)	Factory-Installed Options List Price Adders (\$US)				
				Drain Pan Options			Mechanical Options	Coil Options
				Electric	Hot Gas Loop	Insulated	TXV	Bronz-Glow or ElectroFin
-	LSH200SK	6	7,997	No Charge	Standard	323	453	2,087
-	LSH240SK	6	9,586	No Charge	Standard	366	856	2,322
-	LSH280SK	6	11,008	No Charge	Standard	366	856	2,322
-	LSH041SK	4	2,405	No Charge	Standard	141	453	1,749
-	LSH068SK	4	3,925	No Charge	Standard	193	453	1,749
-	LSH080SK	4	4,190	No Charge	Standard	193	453	1,749
-	LSH102SK	4	4,932	No Charge	Standard	239	453	1,749
-	LSH136SK	4	6,406	No Charge	Standard	294	453	1,850
-	LSH170SK	4	7,906	No Charge	Standard	323	453	2,087
-	LSH204SK	4	9,221	No Charge	Standard	366	856	2,322
-	LSH235SK	4	10,610	No Charge	Standard	366	856	2,322

Federal Regulation Requires EC Motors!

Energy Independence and Security Act of 2007 (H.R. 6)
Walk-Ins manufactured on or after 01/01/2009 and under 3,000 square feet in area with single phase evaporator fan motors less than 1 HP and less than 460V must be EC motors

Notes:

- Adjustable Defrost Term. / Fan Delay is standard.
- When using hot gas defrost units on 0°F degree applications and below, an insulated drain pan is required for models with hot gas drain pans.
- TXV = Expansion Valve
- PSC-TE Fan Motors, Stainless Steel Cabinet & Pan, and Copper Fin Coils are available. Contact your Sales Representative or Account Engineer for more information.
- Must specify which coating at time of order entry.

Low Profile

Hot Gas Reverse Cycle Kits

Need a Hot Gas Reverse Cycle Kit?

Use the instructions below to help select the appropriate kit. Still need help? Please contact your local Sales Representative or Account Engineer for assistance.

Selection Instructions:

1. Decide if kits are to be shipped-loose or factory-installed.
2. Select the correct TXV bypass kit based on unit model number and TXV style. Selections for units with the electric drain pan option are finished. For units with the standard hot gas drain pan, please proceed with instructions 3 and 4.
3. Select the appropriate drain pan and suction-line check valve kits based on unit model number. Drain pan and suction-line check valves and piping can be supplied by others but are necessary to complete the piping.
4. If room temperature is 0°F or below, please select an insulated drain pan as a factory-installed option. Selection for hot gas pan unit is finished.

When placing an order, please specify:

- Unit model number
- Drain pan type (hot gas or electric). If ordering hot gas pan, indicate whether unit is to have insulated pan.
- Reverse cycle kit option codes or part numbers. If ordering factory-mounted kits, please specify TXV style, refrigerant, saturated suction temperature (SST) and liquid temperature.

TXV Bypass Assembly Kits

Climate Control Hot Gas Models		Factory-Installed			List Price Adder (\$US)	Shipped-Loose			List Price (\$US)
		Type EG	Type HFESC	Type SQE/SBF		Type EG	Type HFESC	Type SQE/SBF	
6 FPI	4 FPI	Option Code	Option Code	Option Code		Part Number	Part Number	Part Number	
035 - 075	041 - 080	RCBP.EG-1	RCBP.HF-1	RCBPSQ-1	1,272	50169213	50169216	50169210	176
090 - 160	102 - 204	RCBP.EG-2	RCBP.HF-2	RCBPSQ-2	1,272	50169214	50169217	50169211	176
180 - 280	235	RCBP.EG-3	RCBP.HF-3	RCBPSQ-3	1,272	50169215	50169218	50169212	176

Notes:

- Factory-Installed Kits include the TXV price. Customer must specify valve model, refrigerant and SST on order.
- Shipped-Loose Kits do NOT include the TXV price.

Check Valve Kits

Only available for models with the standard hot gas loop drain pan.

Climate Control Hot Gas Models		Drain Pan Loop Check Valve Kit				Suction Line Check Valve Kit			
		Factory-Installed		Shipped-Loose		Factory-Installed		Shipped-Loose	
6 FPI	4 FPI	Option Code	List Price Adder (\$US)	Part Number	List Price (\$US)	Option Code	List Price Adder (\$US)	Part Number	List Price (\$US)
035 - 065	041	DPLC.CV-1	865	50169304	165	SLCV.CV-1	954	50169604	262
075 - 140	068 - 102	DPLC.CV-2	865	50169305	165	SLCV.CV-2	954	50169605	262
160 - 280	136 - 235	DPLC.CV-3	865	50169306	165	SLCV.CV-3	954	50169606	262

Notes:

- It is recommended that the customer order both check valve kits.
- Shipped-Loose Kits do NOT include the valve prices.
- The drain pan check valve kit can be ordered as an independent item, but the suction-line check valve kit must be ordered with the drain pan check valve kit in order to complete the piping

Low Profile

Hot Gas 3-Pipe Kits

Need a Hot Gas 3-Pipe Kit?

Use the instructions below to help select the appropriate kit. Still need help? Please contact your local Sales Representative or Account Engineer for assistance.

Selection Instructions:

1. Decide if kits are to be shipped-loose or factory-installed.
2. Select the appropriate 3-pipe kits based on unit model number. Drain pan loop check valve and piping can be supplied by others but are necessary to complete the piping.
3. If room temperature is 0°F or below, please select an insulated drain pan as a factory-installed option. Selection for hot gas pan unit is finished.

When placing an order, please specify:

- Unit model number
- Drain pan type (hot gas or electric). If ordering hot gas pan, indicate whether unit is to have insulated pan.
- 3-Pipe kit option codes or part numbers. If ordering factory-mounted kits, please specify TXV style, refrigerant, saturated suction temperature (SST) and liquid temperature.

TXV Bypass Assembly Kits

Climate Control Hot Gas Models		Factory-Installed			List Price Adder (\$US)	Shipped-Loose			List Price (\$US)
6 FPI	4 FPI	Type EG	Type HFESC	Type SQE/SBF		Type EG	Type HFESC	Type SQE/SBF	
		Option Code	Option Code	Option Code		Part Number	Part Number	Part Number	
035 - 075	041 - 080	PIPEG-1	PIPHF-1	PIPSQ-1	1,218	50169413	50169416	50169410	128
090 - 160	102 - 204	PIPEG-2	PIPHF-2	PIPSQ-2	1,218	50169414	50169417	50169411	128
180 - 280	235	PIPEG-3	PIPHF-3	PIPSQ-3	1,218	50169415	50169418	50169412	128

Notes:

- Factory-Installed Kits include the TXV price. Customer must specify valve model, refrigerant and SST on order.
- Shipped-Loose Kits do NOT include the TXV price.

Check Valve Kits

Only available for models with the standard hot gas loop drain pan.

Climate Control Hot Gas Models		Drain Pan Loop Check Valve Kit			
		Factory-Installed		Shipped - Loose	
6 FPI	4 FPI	Option Code	List Price Adder (\$US)	Part Number	List Price (\$US)
035 - 065	041	PIPCV.CV-1	865	50169504	159
075 - 140	068 - 102	PIPCV.CV-2	865	50169505	159
160 - 280	136 - 235	PIPCV.CV-3	865	50169506	159

Notes:

- Shipped-Loose Kits do NOT include the valve prices.

Walk-In Unit Coolers

Low Profile

Shipped-Loose Accessories

A wide range of shipped-loose accessories are available to order. Can't Find Something or need help selecting the appropriate accessory for your unit? Please contact your local Sales Representative or Account Engineer for assistance.

Part Number	Description	List Price (\$US)	Notes
Room Thermostats			
2891040	Room Thermostat	309	-
28963301	Electronic Room Thermostat	502	-
Defrost Controls			
4267W	Adjustable Defrost Control / Fan Delay Switch	289	-
21340101	Defrost Timer (60 Hz)	362	-
5505-R	30-Amp Contactor	387	Use as fan or heater contactor
Check Valves			
4146T	5/8" Suction Line Check Valve	104	-
5890C	7/8" Suction Line Check Valve	217	-
5889C	1 1/8" Suction Line Check Valve	423	-
2933022	1 3/8" Suction Line Check Valve	874	-
Drain Line Heaters			
5508Q	6 ft. Drain Line heater (208-230V, 42 Watts)	157	-
5594P	12 ft. Drain Line heater (208-230V, 84 Watts)	171	-
5595P	18 ft. Drain Line heater (208-230V, 126 Watts)	203	-
5596P	36 ft. Drain Line heater (208-230V, 252 Watts)	311	-
5597P	60 ft. Drain Line heater (208-230V, 420 Watts)	573	-
Heat Exchangers			
24200004	Heat Exchanger used on 035 - 047 (6FPI) and 041 - 068 (4FPI) Electric & Hot Gas Defrost Models	257	3/8" Liquid Connection OD, 5/8" Suction Connection OD, 14" Length, 2lbs Approx. Ship Wt.
24200005	Heat Exchanger used on 065 - 094 (6FPI) and 080 - 105 (4FPI) Electric & Hot Gas Defrost Models	282	3/8" Liquid Connection OD, 7/8" Suction Connection OD, 14" Length, 2lbs Approx. Ship Wt.
24200006	Heat Exchanger used on 120 - 140 (6FPI) and 136 - 139 (4FPI) Electric & Hot Gas Defrost Models	303	1/2" Liquid Connection OD, 7/8" Suction Connection OD, 11" Length, 2lbs Approx. Ship Wt.
24200007	Heat Exchanger used on 160 - 180 (6FPI) and 170 - 174 (4FPI) Electric & Hot Gas Defrost Models	329	1/2" Liquid Connection OD, 1-1/8" Suction Connection OD, 14" Length, 2lbs Approx. Ship Wt.
24200008	Heat Exchanger used on 200 - 280 (6FPI) and 204 - 235 (4FPI) Electric & Hot Gas Defrost Models	552	5/8" Liquid Connection OD, 1-3/8" Suction Connection OD, 14" Length, 3lbs Approx. Ship Wt.

Expansion Valves (TXV)

When placing order, please specify refrigerant type, saturated suction temperature (SST), liquid temperature, and room temperature.

Part Number	List Price (\$US)	Capacity Range (BTUH)
TXV024	359	24,000 BTUH and under
TXV036	359	24,000 BTUH to 36,000 BTUH
TXV060	583	36,000 BTUH to 60,000 BTUH


Liquid-line Solenoid Valves (LLSV)

Part Number	List Price (\$US)	Size	Capacity Range (R 404A)	
			Medium Temperature Application (BTUH)	Low Temperature Application (BTUH)
29318013	371	3/8	12,000 BTUH and under	11,000 BTUH and under
4502Z	371	3/8	12,000 BTUH to 24,000 BTUH	11,000 BTUH to 21,000 BTUH
29318011	371	3/8	24,000 BTUH to 44,000 BTUH	21,000 BTUH to 38,000 BTUH
29318012	371	1/2	36,000 BTUH to 51,000 BTUH	31,000 BTUH to 44,000 BTUH

Low Flow

Overview

Section 1



Product Description

Low Flow unit coolers, available in air, electric, and hot gas defrost, are ideal for meat storage and preparation rooms, floral coolers, dough retarding and many other applications requiring low air velocities and low sound levels. With low velocity unit coolers, high humidities can be maintained to prevent product drying and weight loss. These units are ideal for any type of workroom where human comfort is important. Opting for EC motors makes this product qualified to be included in the **E Solutions™** product portfolio because of increased energy efficiency and cost savings.

Certifications



Standard Features

Ease of Installation & Service

- All factory installed electrical components are wired to a terminal board in the junction box making field wiring quick and easy
- Access port on the suction connection allows superheat to be easily and accurately set
- Motors are factory-wired to unit junction box for fast installation

Reliable & Durable

- Rust-free, all-aluminum white case with louvered intake grille for attractive appearance
- Sweat-type cooling coil connections reduce the potential for leaks
- Nickel-steel alloy heaters provide a positive defrost and have long life
- Hot gas models use inner drain pans with low-wattage electric heaters. This eliminates the braze joints and tubing associated with hot gas drain pan loops

Performance

- Statically and dynamically balanced fans are designed for quiet air movement
- Electric defrost coils have a hermetically sealed defrost termination thermostat that does not require adjustment. Hot gas defrost units are available with an optional adjustable defrost termination thermostat (shipped-loose accessory).
- Cross-fin cooling coils with corrugated aluminum fins spaced 6 FPI & 3/8" OD staggered copper tubes provide optimum heat transfer and reduce the amount of refrigerant required
- Generous coil surface helps to maintain steady room temperature and minimize product shrinkage
- All models use inner drain pans to reduce sweating
- Thermal overload protected motors are resiliently mounted inside the unit to assure minimum noise level

Versatile

- Inlet connection allows for external mounting of TXV

Nomenclature

LVC	070	A	E
Model Series	Capacity	Electrical Code	Vintage
LVC = Low flow, air defrost LVD = Low flow, electric defrost LVG = Low flow, hot gas defrost	# x 100 = BTUH	A = 115/1/60 B = 208-230/1/60 AH = 115/1/60 (PSC) BH = 208-230/1/60 (PSC) MH = 460/1/60 (PSC) AE = 115/1/60 (EC) BE = 208-230/1/60 (EC) S = Configurable	

Low Flow

Air Defrost Models & Options

When Do You Choose a Configurable Model?

- Choose when there is not a standard model listed or you want to add factory-installed options.
- When ordering a configurable model, remember to specify the voltage and fan motor type.

Climate Control Standard Model	Climate Control Config Model	List Price (\$US)	Factory-Installed Options List Price Adders (\$US)	
			Coil Options	
			Polyester Fin Protection	Bronz-Glow or ElectroFin
Air Defrost Models with EC Motors - 115/1/60				
-	LVC070SE	5,997	2,303	2,667
-	LVC090SE	6,279	2,303	2,672
-	LVC120SE	7,397	2,303	3,368
-	LVC130SE	7,849	2,303	3,368
-	LVC160SE	8,295	2,303	3,565
-	LVC170SE	9,150	2,303	3,565
-	LVC190SE	10,009	2,787	4,108
-	LVC220SE	10,828	2,787	4,624
-	LVC270SE	11,654	2,787	5,200
Air Defrost Models with EC Motors - 208-230/1/60				
-	LVC070SE	6,189	2,303	2,667
-	LVC090SE	6,465	2,303	2,672
-	LVC120SE	7,583	2,303	3,368
-	LVC130SE	8,039	2,303	3,368
-	LVC160SE	8,492	2,303	3,565
-	LVC170SE	9,340	2,303	3,565
-	LVC190SE	10,192	2,787	4,108
-	LVC220SE	11,017	2,787	4,624
-	LVC270SE	11,840	2,787	5,200
Air Defrost Models with PSC Motors - 115/1/60				
LVC070AE	LVC070SE	5,129	2,303	2,667
LVC090AE	LVC090SE	5,411	2,303	2,672
LVC120AE	LVC120SE	6,529	2,303	3,368
LVC130AE	LVC130SE	6,981	2,303	3,368
LVC160AE	LVC160SE	7,427	2,303	3,565
LVC170AE	LVC170SE	8,282	2,303	3,565
LVC190AE	LVC190SE	8,755	2,787	4,108
LVC220AE	LVC220SE	9,574	2,787	4,624
LVC270AE	LVC270SE	10,400	2,787	5,200

Federal Regulation Requires EC Motors!

Energy Independence and Security Act of 2007 (H.R. 6)

Walk-Ins manufactured on or after 01/01/2009 and under 3,000 square feet in area with single phase evaporator fan motors less than 1 HP and less than 460V must be EC motors.

Notes:

- Copper Fin Coils are available. Contact your Sales Representative or Account Engineer for more information.
- Must specify which coating at time of order entry.

Low Flow

Air Defrost Models & Options

When Do You Choose a Configurable Model?

- Choose when there is not a standard model listed or you want to add factory-installed options.
- When ordering a configurable model, remember to specify the voltage and fan motor type.

Climate Control Standard Model	Climate Control Config Model	List Price (\$US)	Factory-Installed Options List Price Adders (\$US)	
			Coil Options	
			Polyester Fin Protection	Bronz-Glow or ElectroFin
Air Defrost Models with PSC Motors - 208-230/1/60				
LVC070BE	LVC070SE	5,321	2,303	2,667
LVC090BE	LVC090SE	5,597	2,303	2,672
LVC120BE	LVC120SE	6,715	2,303	3,368
LVC130BE	LVC130SE	7,171	2,303	3,368
LVC160BE	LVC160SE	7,624	2,303	3,565
LVC170BE	LVC170SE	8,472	2,303	3,565
LVC190BE	LVC190SE	8,938	2,787	4,108
LVC220BE	LVC220SE	9,761	2,787	4,624
LVC270BE	LVC270SE	10,586	2,787	5,200

Federal Regulation Requires EC Motors!

Energy Independence and Security Act of 2007 (H.R. 6)

Walk-Ins manufactured on or after 01/01/2009 and under 3,000 square feet in area with single phase evaporator fan motors less than 1 HP and less than 460V must be EC motors.

Notes:

- Copper Fin Coils are available. Contact your Sales Representative or Account Engineer for more information.
- Must specify which coating at time of order entry.

Walk-In Unit Coolers

Low Flow

Electric Defrost Models & Options

When Do You Choose a Configurable Model?

- Choose when there is not a standard model listed or you want to add factory-installed options.
- When ordering a configurable model, remember to specify the voltage and fan motor type.

Climate Control Standard Model	Climate Control Config Model	List Price (\$US)	Factory-Installed Options List Price Adders (\$US)	
			Electrical Options	Coil Options
			Fixed Defrost Term. Thermostat	Bronz-Glow
Electric Defrost Models with EC Motors - 208-230/1/60				
LVD070AE	LVD070SE	6,543	Standard	2,667
LVD090AE	LVD090SE	7,261	Standard	2,672
LVD120AE	LVD120SE	8,946	Standard	3,368
LVD130AE	LVD130SE	9,186	Standard	3,368
LVD160AE	LVD160SE	9,393	Standard	3,565
LVD170AE	LVD170SE	10,846	Standard	3,565
LVD190AE	LVD190SE	11,346	Standard	4,108
LVD220AE	LVD220SE	12,601	Standard	4,624
LVD270AE	LVD270SE	13,256	Standard	5,200
Electric Defrost Models with PSC Motors - 208-230/1/60				
LVD070BE	LVD070SE	5,675	Standard	2,667
LVD090BE	LVD090SE	6,393	Standard	2,672
LVD120BE	LVD120SE	8,078	Standard	3,368
LVD130BE	LVD130SE	8,318	Standard	3,368
LVD160BE	LVD160SE	8,525	Standard	3,565
LVD170BE	LVD170SE	9,978	Standard	3,565
LVD190BE	LVD190SE	10,090	Standard	4,108
LVD220BE	LVD220SE	11,348	Standard	4,624
LVD270BE	LVD270SE	12,001	Standard	5,200

Federal Regulation Requires EC Motors! Energy Independence and Security Act of 2007 (H.R. 6)

Walk-Ins manufactured on or after 01/01/2009 and under 3,000 square feet in area with single phase evaporator fan motors less than 1 HP and less than 460V must be EC motors.

Notes:

- Electric Drain Pan is standard on electric defrost models.
- Copper Fin Coils are available. Contact your Sales Representative or Account Engineer for more information.

Low Flow

Hot Gas Defrost Models & Options

When Do You Choose a Configurable Model?

- Choose when there is not a standard model listed or you want to add factory-installed options.
- When ordering a configurable model, remember to specify the voltage and fan motor type.

Climate Control Standard Model	Climate Control Config Model	List Price (\$US)	Factory-Installed Options List Price Adders (\$US)
			Coil Options
			Bronz-Glow
Hot Gas Defrost Models with EC Motors - 115/1/60			
-	LVG070SE	6,433	2,667
-	LVG090SE	7,149	2,672
-	LVG120SE	8,832	3,368
-	LVG130SE	9,070	3,368
-	LVG160SE	9,284	3,565
-	LVG170SE	10,727	3,565
-	LVG190SE	11,231	4,108
-	LVG220SE	12,486	4,624
-	LVG270SE	13,141	5,200
Hot Gas Defrost Models with EC Motors - 208-230/1/60			
-	LVG070SE	6,622	2,667
-	LVG090SE	7,336	2,672
-	LVG120SE	9,020	3,368
-	LVG130SE	9,257	3,368
-	LVG160SE	9,471	3,565
-	LVG170SE	10,924	3,565
-	LVG190SE	11,419	4,108
-	LVG220SE	12,678	4,624
-	LVG270SE	13,334	5,200
Hot Gas Defrost Models with PSC Motors - 115/1/60			
LVG070AE	LVG070SE	5,565	2,667
LVG090AE	LVG090SE	6,281	2,672
LVG120AE	LVG120SE	7,964	3,368
LVG130AE	LVG130SE	8,202	3,690
LVG160AE	LVG160SE	8,416	3,565
LVG170AE	LVG170SE	9,859	3,565
LVG190AE	LVG190SE	9,975	4,108
LVG220AE	LVG220SE	11,233	4,624
LVG270AE	LVG270SE	11,886	5,200

Need a Reverse Cycle Kit?

Look on page 40 for the available kits in the Shipped-Loose Accessories.

Federal Regulation Requires EC Motors!

Energy Independence and Security Act of 2007 (H.R. 6)
Walk-Ins manufactured on or after 01/01/2009 and under 3,000 square feet in area with single phase evaporator fan motors less than 1 HP and less than 460V must be EC motors.

Notes:

- Electric Drain Pan is standard on hot gas defrost models. Hot gas loop not available.
- Copper Fin Coils are available. Contact your Sales Representative or Account Engineer for more information.

Low Flow

Hot Gas Defrost Models & Options

When Do You Choose a Configurable Model?

- Choose when there is not a standard model listed or you want to add factory-installed options.
- When ordering a configurable model, remember to specify the voltage and fan motor type.

Climate Control Standard Model	Climate Control Config Model	List Price (\$US)	Factory-Installed Options
			List Price Adders (\$US)
			Coil Options
			Bronz-Glow
Hot Gas Defrost Models with PSC Motors - 208-230/1/60			
LVG070BE	LVG070SE	5,754	2,667
LVG090BE	LVG090SE	6,468	2,672
LVG120BE	LVG120SE	8,152	3,368
LVG130BE	LVG130SE	8,389	3,368
LVG160BE	LVG160SE	8,603	3,565
LVG170BE	LVG170SE	10,056	3,565
LVG190BE	LVG190SE	10,165	4,108
LVG220BE	LVG220SE	11,423	4,624
LVG270BE	LVG270SE	12,078	5,200

Need a Reverse Cycle Kit?

Look on page 40 for the available kits in the Shipped-Loose Accessories

Federal Regulation Requires EC Motors!

Energy Independence and Security Act of 2007 (H.R. 6)

Walk-Ins manufactured on or after 01/01/2009 and under 3,000 square feet in area with single phase evaporator fan motors less than 1 HP and less than 460V must be EC motors.

Notes:

- Electric Drain Pan is standard on hot gas defrost models.
- Hot gas loop not available.
- Copper Fin Coils are available. Contact your Sales Representative or Account Engineer for more information.

Low Flow

Shipped-Loose Accessories

Can't Find Something or need help selecting the appropriate accessory for your unit? Please contact your local Sales Representative or Account Engineer for assistance.

Part Number	Description	List Price (\$US)	Notes
Room Thermostats			
2891040	Room Thermostat	309	-
28963301	Electronic Room Thermostat	502	-
Defrost Controls			
4267W	Adjustable Defrost Control / Fan Delay Switch	289	-
Check Valves			
5890C	7/8" Suction Line Check Valve	217	-
Drain Line Heaters			
5508Q	6 ft. Drain Line Heater (208-230V, 42 Watts)	157	-
5594P	12 ft. Drain Line Heater (208-230V, 84 Watts)	171	-
5595P	18 ft. Drain Line Heater (208-230V, 126 Watts)	203	-
5596P	36 ft. Drain Line Heater (208-230V, 252 Watts)	311	-
5597P	60 ft. Drain Line Heater (208-230V, 420 Watts)	573	-
Air Filters			
89900801	Air Filters	405	Use on Models LVC/LVD/LVG 070-130
89900802	Air Filters	338	Use on Models LVC/LVD/LVG 160-220
89900803	Air Filters	338	Use on Models LVC/LVD/LVG 270
Heat Exchangers			
24200005	Heat Exchanger used on 070 - 120 Electric & Hot Gas Defrost Models	282	3/8" Liquid Connection OD, 7/8" Suction Connection OD, 14" Length, 2lbs Approx. Ship Wt.
24200006	Heat Exchanger used on 130 - 170 Electric & Hot Gas Defrost Models	303	1/2" Liquid Connection OD, 7/8" Suction Connection OD, 11" Length, 2lbs Approx. Ship Wt.
24200007	Heat Exchanger used on 190 - 220 Electric & Hot Gas Defrost Models	329	1/2" Liquid Connection OD, 1-1/8" Suction Connection OD, 14" Length, 2lbs Approx. Ship Wt.
24200008	Heat Exchanger used on 270 Electric & Hot Gas Defrost Models	552	5/8" Liquid Connection OD, 1-3/8" Suction Connection OD, 14" Length, 3lbs Approx. Ship Wt.

Expansion Valves (TXV)

When placing order, please specify refrigerant type, saturated suction temperature (SST), liquid temperature, and room temperature.

Part Number	List Price (\$US)	Capacity Range (BTUH)
TXV024	359	24,000 BTUH and under
TXV036	359	24,000 BTUH to 36,000 BTUH
TXV060	583	36,000 BTUH to 60,000 BTUH

Liquid-line Solenoid Valves (LLSV)

Part Number	List Price (\$US)	Size	Capacity Range (R-404A)
			Medium Temperature Application (BTUH)
29318013	371	3/8	12,000 BTUH and under
4502Z	371	3/8	12,000 BTUH to 24,000 BTUH
29318011	371	3/8	24,000 BTUH to 44,000 BTUH
29318012	371	1/2	36,000 BTUH to 51,000 BTUH
5766Y	371	1/2	51,000 BTUH to 72,000 BTUH


Hot Gas Reverse Cycle Kits (Hot Gas Models Only)

- Electric pan is standard on all hot gas models. Hot gas loop not available.
- Kits includes one check valve and piping for liquid bypass around expansion valve and instructions for field installation.

Climate Control Models Used On	TXV Bypass Kits	
	Part Number	List Price (\$US)
LVG070 - LVG220	89900901	332
LVG270	89901001	561

Low Velocity Center Mount

Overview



Product Description

The low velocity center mount units, available in air, electric, and hot gas defrost, are ideal for floral storage, fresh fruit and vegetables, dough retarding, fresh meat storage and preparations, and many other applications. The low air flow and quiet fans are classically suited for work room applications. The generous coil surface combined with close T.D. system balance provides high humidity characteristics to minimize product shrinkage and drying. Opting for EC motors or the Beacon II™ Refrigeration System makes this product qualified to be included in the **E Solutions™** product portfolio because of increased energy efficiency and cost savings.

Certifications



Standard Features

Ease of Installation & Service

- Liquid line solenoid wire harness is factory-installed for quick installation
- All electrical components factory wired to terminal board and identified, making it easy to field wire the unit
- Cabinet design features access panels on each end for easy access to electrical and refrigeration components
- Fan panel is lightweight and can easily be lowered for easy servicing and installation
- Expansion valve mounts inside the cabinet

Reliable & Durable

- Heavy gauge grained aluminum cabinet cleans easily and looks attractive
- Stainless steel screws prevent rust streaks
- Wire fan guards with PVC coating for durability
- Sweat connections to reduce potential for leaks
- Coils are dehydrated and sealed at the factory
- Double drain pan eliminates drain pan sweating
- Motor rail is design for maximum strength and durability

Performance

- Internally enhanced tubing and fin design for higher efficiency
- Electric defrost models incorporate high quality tubular heaters and a standard fixed defrost termination thermostat
- Hot gas defrost models come with a shipped-loose adjustable fan delay and defrost termination thermostat
- Motors are life lubricated and thermal overload protected

Versatile

- Low height makes it ideal for low ceiling coolers - larger models are only 15 inches tall, allowing for maximum headroom and more product storage
- Unit designed to be mounted flush against the ceiling or suspended on rods

Nomenclature

CWA	100	A	G	C
Model Series	Capacity	Electrical Code	Control Option	Vintage
CWA = Low Velocity Center Mount, air defrost	# x 100 = BTUH	A =115/1/60	G = IntelliGen™ <small>*only available on Air and Electric Defrost Models</small>	
CWE = Low Velocity Center Mount, electric defrost		B = 208-230/1/60		
CWG = Low Velocity Center Mount, hot gas defrost		AE = 115/1/60 (EC)		
		BE = 208-230/1/60 (EC)		
		S =Configurable		

IntelliGen™ only available for 115/1 and 208-230/1 voltages.

Low Velocity Center Mount

Air Defrost Models & Options

When Do You Choose a Configurable Model?

- Choose when there is not a standard model listed or you want to add factory-installed options.
- When ordering a configurable model, remember to specify the voltage and fan motor type.

Climate Control Standard Model	Climate Control Config Model	List Price (\$US)	Climate Control IntelliGen™ Config Model	Climate Control IntelliGen™ Config. List Price (\$US)	Factory-Installed Options List price Adders (\$US)							
					Electrical Options		Mechanical Options			Coil Options		
					Beacon II	Room TSTAT	TXV	TXV & LLSV	QCF, TXV, & LLSV	Polyester Fin Protection	Bronz-Glow or ElectroFin	Coated Coil (Black)
Air Defrost Models with EC Motors - 115/1/60												
CWA050AEC	CWA050SC	3,915	CWA050SGC	5,969	1,559	325	583	900	1,561	1,114	2,230	1,274
CWA075AEC	CWA075SC	4,535	CWA075SGC	6,589	1,559	325	583	900	1,561	1,114	2,230	1,274
CWA100AEC	CWA100SC	5,560	CWA100SGC	7,614	1,559	325	583	900	1,561	1,643	2,230	1,838
CWA130AEC	CWA130SC	6,481	CWA130SGC	8,535	1,559	325	583	900	1,561	1,643	3,632	1,838
CWA155AEC	CWA155SC	7,241	CWA155SGC	9,295	1,559	325	583	900	1,561	1,643	3,632	1,838
CWA180AEC	CWA180SC	8,871	CWA180SGC	10,925	1,559	325	583	900	1,561	2,239	3,632	1,838
CWA210AEC	CWA210SC	10,052	CWA210SGC	12,106	1,559	325	583	900	-	2,608	4,317	2,870
CWA270AEC	CWA270SC	11,008	CWA270SGC	13,062	1,559	325	583	900	-	2,608	4,317	2,870
CWA340AEC	CWA340SC	14,120	CWA340SGC	16,174	1,559	325	955	1,383	-	3,540	5,001	3,679
Air Defrost Models with EC Motors - 208-230/1/60												
CWA050BEC	CWA050SC	4,124	CWA050SGC	6,178	1,559	325	583	900	1,561	1,114	2,230	1,274
CWA075BEC	CWA075SC	4,781	CWA075SGC	6,835	1,559	325	583	900	1,561	1,114	2,230	1,274
CWA100BEC	CWA100SC	5,844	CWA100SGC	7,898	1,559	325	583	900	1,561	1,643	2,230	1,838
CWA130BEC	CWA130SC	6,825	CWA130SGC	8,879	1,559	325	583	900	1,561	1,643	3,632	1,838
CWA155BEC	CWA155SC	7,628	CWA155SGC	9,682	1,559	325	583	900	1,561	1,643	3,632	1,838
CWA180BEC	CWA180SC	9,332	CWA180SGC	11,386	1,559	325	583	900	1,561	2,239	3,632	1,838
CWA210BEC	CWA210SC	10,564	CWA210SGC	12,618	1,559	325	583	900	-	2,608	4,317	2,870
CWA270BEC	CWA270SC	11,573	CWA270SGC	13,627	1,559	325	583	900	-	2,608	4,317	2,870
CWA340BEC	CWA340SC	14,847	CWA340SGC	16,901	1,559	325	955	1,383	-	3,540	5,001	3,679
Air Defrost Models with PSC Motors - 115/1/60												
CWA050AC	CWA050SC	3,522	CWA050SGC	5,576	1,559	325	583	900	1,561	1,114	2,230	1,274
CWA075AC	CWA075SC	4,142	CWA075SGC	6,196	1,559	325	583	900	1,561	1,114	2,230	1,274
CWA100AC	CWA100SC	4,773	CWA100SGC	6,827	1,559	325	583	900	1,561	1,643	2,230	1,838
CWA130AC	CWA130SC	5,694	CWA130SGC	7,748	1,559	325	583	900	1,561	1,643	3,632	1,838
CWA155AC	CWA155SC	6,454	CWA155SGC	8,508	1,559	325	583	900	1,561	1,643	3,632	1,838
CWA180AC	CWA180SC	7,691	CWA180SGC	9,745	1,559	325	583	900	1,561	2,239	3,632	1,838
CWA210AC	CWA210SC	8,480	CWA210SGC	10,534	1,559	325	583	900	-	2,608	4,317	2,870
CWA270AC	CWA270SC	9,436	CWA270SGC	11,490	1,559	325	583	900	-	2,608	4,317	2,870
CWA340AC	CWA340SC	12,153	CWA340SGC	14,207	1,559	325	955	1,383	-	3,540	5,001	3,679

Federal Regulation Requires EC Motors! Energy Independence and Security Act of 2007 (H.R. 6)

Walk-Ins manufactured on or after 01/01/2009 and under 3,000 square feet in area with single phase evaporator fan motors less than 1 HP and less than 460V must be EC motors.

Notes:

- Beacon II™ must be ordered as a system. B2/QRC/intelliGen™ is not available for 460/1/60 and 260/3/60.
- TXV = Expansion Valve; LLSV = Liquid Line Solenoid Valve; QCF = Quick Connect Fittings.
- 460V Fan Motors, Stainless Steel Cabinet & Pan, and Copper Fin Coils are available. Contact your Sales Representative or Account Engineer for more information.
- Must specify which coating at time of order entry.

Low Velocity Center Mount

Air Defrost Models & Options

When Do You Choose a Configurable Model?

- Choose when there is not a standard model listed or you want to add factory-installed options.
- When ordering a configurable model, remember to specify the voltage and fan motor type.

Climate Control Standard Model	Climate Control Config Model	List Price (\$US)	Climate Control IntelliGen™ Config Model	Climate Control IntelliGen™ Config. List Price (\$US)	Factory-Installed Options List price Adders (\$US)							
					Electrical Options		Mechanical Options			Coil Options		
					Beacon II	Room TSTAT	TXV	TXV & LLSV	QCF, TXV, & LLSV	Polyester Fin Protection	Bronz-Glow or ElectroFin	Coated Coil (Black)
Air Defrost Models with PSC Motors - 208-230/1/60												
CWA050BC	CWA050SC	3,731	CWA050SGC	5,785	1,559	325	583	900	1,561	1,114	2,230	1,274
CWA075BC	CWA075SC	4,388	CWA075SGC	6,442	1,559	325	583	900	1,561	1,114	2,230	1,274
CWA100BC	CWA100SC	5,057	CWA100SGC	7,111	1,559	325	583	900	1,561	1,643	2,230	1,838
CWA130BC	CWA130SC	6,038	CWA130SGC	8,092	1,559	325	583	900	1,561	1,643	3,632	1,838
CWA155BC	CWA155SC	6,841	CWA155SGC	8,895	1,559	325	583	900	1,561	1,643	3,632	1,838
CWA180BC	CWA180SC	8,152	CWA180SGC	10,206	1,559	325	583	900	1,561	2,239	3,632	1,838
CWA210BC	CWA210SC	8,992	CWA210SGC	11,046	1,559	325	583	900	-	2,608	4,317	2,870
CWA270BC	CWA270SC	10,001	CWA270SGC	12,055	1,559	325	583	900	-	2,608	4,317	2,870
CWA340BC	CWA340SC	12,880	CWA340SGC	14,934	1,559	325	955	1,383	-	3,540	5,001	3,679

Federal Regulation Requires EC Motors! Energy Independence and Security Act of 2007 (H.R. 6)

Walk-Ins manufactured on or after 01/01/2009 and under 3,000 square feet in area with single phase evaporator fan motors less than 1 HP and less than 460V must be EC motors.

Notes:

- Beacon II™ must be ordered as a system. B2/QRC/IntelliGen™ is not available for 460/1/60 and 260/3/60.
- TXV = Expansion Valve; LLSV = Liquid Line Solenoid Valve; QCF = Quick Connect Fittings.
- 460V Fan Motors, Stainless Steel Cabinet & Pan, and Copper Fin Coils are available. Contact your Sales Representative or Account Engineer for more information.
- Must specify which coating at time of order entry.

Low Velocity Center Mount

Electric Defrost Models & Options

When Do You Choose a Configurable Model?

- Choose when there is not a standard model listed or you want to add factory-installed options.
- When ordering a configurable model, remember to specify the voltage and fan motor type.

Climate Control Standard Model	Climate Control Config Model	List Price (\$US)	Climate Control IntelliGen™ Config Model	Climate Control IntelliGen™ Config. List Price (\$US)	Factory-Installed Options List Price Adders (\$US)						
					Electrical Options			Mechanical Options			Coil Options
					Beacon II	Adj. Defrost Term. / Fan Delay	Room TSTAT	TXV	TXV & LLSV	QCF, TXV, & LLSV	Bronz-Glow
Electric Defrost Models with EC Motors - 208-230/1/60											
CWE050BEC	CWE050SC	4,579	CWE050SGC	6,633	1,559	540	325	583	900	1,561	2,230
CWE075BEC	CWE075SC	5,314	CWE075SGC	7,368	1,559	540	325	583	900	1,561	2,230
CWE100BEC	CWE100SC	6,468	CWE100SGC	8,522	1,559	540	325	583	900	1,561	2,230
CWE130BEC	CWE130SC	7,561	CWE130SGC	9,615	1,559	540	325	583	900	1,561	3,632
CWE155BEC	CWE155SC	8,468	CWE155SGC	10,522	1,559	540	325	583	900	1,561	3,632
CWE180BEC	CWE180SC	10,328	CWE180SGC	12,382	1,559	540	325	583	900	1,561	3,632
CWE210BEC	CWE210SC	11,663	CWE210SGC	13,717	1,559	540	325	583	900	-	4,317
CWE270BEC	CWE270SC	12,798	CWE270SGC	14,852	1,559	540	325	583	900	-	4,317
CWE340BEC	CWE340SC	16,429	CWE340SGC	18,483	1,559	540	325	955	1,383	-	5,001
Electric Defrost Models with PSC Motors - 208-230/1/60											
CWE050BC	CWE050SC	4,186	CWE050SGC	6,240	1,559	540	325	583	900	1,561	2,230
CWE075BC	CWE075SC	4,921	CWE075SGC	6,975	1,559	540	325	583	900	1,561	2,230
CWE100BC	CWE100SC	5,681	CWE100SGC	7,735	1,559	540	325	583	900	1,561	2,230
CWE130BC	CWE130SC	6,774	CWE130SGC	8,828	1,559	540	325	583	900	1,561	3,632
CWE155BC	CWE155SC	7,681	CWE155SGC	9,735	1,559	540	325	583	900	1,561	3,632
CWE180BC	CWE180SC	9,148	CWE180SGC	11,202	1,559	540	325	583	900	1,561	3,632
CWE210BC	CWE210SC	10,091	CWE210SGC	12,145	1,559	540	325	583	900	-	4,317
CWE270BC	CWE270SC	11,226	CWE270SGC	13,280	1,559	540	325	583	900	-	4,317
CWE340BC	CWE340SC	14,462	CWE340SGC	16,516	1,559	540	325	955	1,383	-	5,001

Federal Regulation Requires EC Motors!

Energy Independence and Security Act of 2007 (H.R. 6)

Walk-Ins manufactured on or after 01/01/2009 and under 3,000 square feet in area with single phase evaporator fan motors less than 1 HP and less than 460V must be EC motors.

Notes:

- Electric Drain Pan is standard.
- Beacon II™ must be ordered as a system. B2/QRC/intelliGen™ is not available for 460/1/60 and 260/3/60.
- TXV = Expansion Valve; LLSV = Liquid Line Solenoid Valve; QCF = Quick Connect Fittings.
- 460V Fan Motors, Stainless Steel Cabinet & Pan, and Copper Fin Coils are available. Contact your Sales Representative or Account Engineer for more information.

Low Velocity Center Mount

Hot Gas Defrost Models & Options

When Do You Choose a Configurable Model?

- Choose when there is not a standard model listed or you want to add factory-installed options.
- When ordering a configurable model, remember to specify the voltage and fan motor type.

Climate Control Standard Model	Climate Control Config Model	List Price (\$US)	Factory-Installed Options List Price Adders (\$US)		
			Mechanical Options		Coil Options
			TXV	TXV & LLSV	Bronz-Glow or ElectroFin
Hot Gas Defrost Models with EC Motors - 115/1/60					
-	CWG100SC	5,868	583	900	2,230
-	CWG130SC	7,392	583	900	3,632
-	CWG155SC	8,274	583	900	3,632
-	CWG180SC	10,099	583	900	3,632
-	CWG210SC	11,413	583	900	4,317
-	CWG270SC	12,517	583	900	4,317
-	CWG340SC	16,066	955	1,383	5,001
Hot Gas Defrost Models with EC Motors - 208-230/1/60					
-	CWG100SC	6,173	583	900	2,230
-	CWG130SC	7,788	583	900	3,632
-	CWG155SC	8,724	583	900	3,632
-	CWG180SC	10,637	583	900	3,632
-	CWG210SC	11,998	583	900	4,317
-	CWG270SC	13,173	583	900	4,317
-	CWG340SC	16,908	955	1,383	5,001
Hot Gas Defrost Models with PSC Motors - 115/1/60					
CWG100AC	CWG100SC	5,081	583	900	2,230
CWG130AC	CWG130SC	6,605	583	900	3,632
CWG155AC	CWG155SC	7,487	583	900	3,632
CWG180AC	CWG180SC	8,919	583	900	3,632
CWG210AC	CWG210SC	9,841	583	900	4,317
CWG270AC	CWG270SC	10,945	583	900	4,317
CWG340AC	CWG340SC	14,099	955	1,383	5,001
Hot Gas Defrost Models with PSC Motors - 208-230/1/60					
CWG100BC	CWG100SC	5,386	583	900	2,230
CWG130BC	CWG130SC	7,001	583	900	3,632
CWG155BC	CWG155SC	7,937	583	900	3,632
CWG180BC	CWG180SC	9,457	583	900	3,632
CWG210BC	CWG210SC	10,426	583	900	4,317
CWG270BC	CWG270SC	11,601	583	900	4,317
CWG340BC	CWG340SC	14,941	955	1,383	5,001

Need a Reverse Cycle Kit?

Look on page 46 for the available kits in the Shipped-Loose Accessories.

Federal Regulation Requires EC Motors! Energy Independence and Security Act of 2007 (H.R. 6)

Walk-Ins manufactured on or after 01/01/2009 and under 3,000 square feet in area with single phase evaporator fan motors less than 1 HP and less than 460V must be EC motors.

Notes:

- Electric Drain Pan is standard. Hot gas loop not available.
- Adjustable Defrost Term. / Fan Delay is standard.
- TXV = Expansion Valve; LLSV = Liquid Line Solenoid Valve.
- 460V Fan Motors, Stainless Steel Cabinet & Pan, and Copper Fin Coils are available. Contact your Sales Representative or Account Engineer for more information.
- Must specify which coating at time of order entry.

Low Velocity Center Mount

Shipped-Loose Accessories

Can't Find Something or need help selecting the appropriate accessory for your unit? Please contact your local Sales Representative or Account Engineer for assistance.

Part Number	Description	List Price (\$US)	Notes
Room Thermostats			
2891040	Room Thermostat	309	-
28963301	Electronic Room Thermostat	502	-
Defrost Controls			
4267W	Adjustable Defrost Control / Fan Delay Switch	289	-
21340101	Electric Defrost Timer (60 Hz)	362	-
5505R	30-Amp Contactor	387	Use as fan or heater contactor
Check Valves			
5890C	7/8" Suction Line Check Valve	217	-
5889C	1 1/8" Suction Line Check Valve	423	-
2933022	1 3/8" Suction Line Check Valve	874	-
Drain Line Heaters			
5508Q	6 ft. Drain Line heater (208-230V, 42 Watts)	157	-
5594P	12 ft. Drain Line heater (208-230V, 84 Watts)	171	-
5595P	18 ft. Drain Line heater (208-230V, 126 Watts)	203	-
5596P	36 ft. Drain Line heater (208-230V, 252 Watts)	311	-
5597P	60 ft. Drain Line heater (208-230V, 420 Watts)	573	-
Heat Exchangers			
24200004	Heat Exchanger used on 050 Electric Defrost Models	257	3/8" Liquid Connection OD, 5/8" Suction Connection OD, 14" Length, 2lbs Approx. Ship Wt.
24200005	Heat Exchanger used on 075 - 100 Electric & Hot Gas Defrost Models	282	3/8" Liquid Connection OD, 7/8" Suction Connection OD, 14" Length, 2lbs Approx. Ship Wt.
24200006	Heat Exchanger used on 130 - 155 Electric & Hot Gas Defrost Models	303	1/2" Liquid Connection OD, 7/8" Suction Connection OD, 11" Length, 2lbs Approx. Ship Wt.
24200007	Heat Exchanger used on 180 - 270 Electric & Hot Gas Defrost Models	329	1/2" Liquid Connection OD, 1-1/8" Suction Connection OD, 14" Length, 2lbs Approx. Ship Wt.
24200008	Heat Exchanger used on 340 Electric & Hot Gas Defrost Models	552	5/8" Liquid Connection OD, 1-3/8" Suction Connection OD, 14" Length, 3lbs Approx. Ship Wt.

Expansion Valves (TXV)

When placing order, please specify refrigerant type, saturated suction temperature (SST), liquid temperature, and room temperature.

Part Number	List Price (\$US)	Capacity Range (BTUH)
TXV024	359	24,000 BTUH and under
TXV036	359	24,000 BTUH to 36,000 BTUH
TXV060	583	36,000 BTUH to 60,000 BTUH
TXV120	738	60,000 BTUH to 120,000 BTUH

Liquid-line Solenoid Valves (LLSV)

Part Number	List Price (\$US)	Size	Capacity Range (R-404A)
			Medium Temperature Application (BTUH)
29318013	371	3/8	12,000 BTUH and under
4502Z	371	3/8	12,000 BTUH to 24,000 BTUH
29318011	371	3/8	24,000 BTUH to 44,000 BTUH
29318012	371	1/2	36,000 BTUH to 51,000 BTUH
5766Y	371	1/2	51,000 BTUH to 72,000 BTUH


Hot Gas Reverse Cycle Kits (Hot Gas Models Only)

- Electric pan is standard on all hot gas models. Hot gas loop not available.
- Kits includes one check valve and piping for liquid bypass around expansion valve and instructions for field installation.

Climate Control Models Used On	TXV Bypass Kits		List Price (\$US)
	Type SQE, SBF, or HFESC	Type S	
	Part Number	Part Number	
CWG100	89897801	89898001	444
CWG130 - CWG270	89897802	89898002	444
CWG340	89897803	89898003	444

Center Mount

Overview



Product Description

Center mount unit coolers, available in air or electric defrost, are ideal for tight storage situations because they are ceiling mount and have a height of only 8 - 5/8" allowing for maximum headroom in a cooler or freezer. The center mount design allows for product to be stacked all around while air flow distributes evenly throughout the box. Opting for EC motors or the Beacon II™ Refrigeration System makes this product qualified to be included in the **E Solutions™** product portfolio because of increased energy efficiency and cost savings.

Certifications



Standard Features

Ease of Installation & Service

- Panels on ends quickly remove for complete access to refrigerant components and electrical terminal block during installation and servicing
- Tapered mounting provides proper slope for condensate drainage to one end of the unit

Reliable & Durable

- Heavy-gauge grained aluminum cabinet cleans easily and looks attractive
- Stainless steel screws prevent rust streaks
- Wire fan guards with PVC coating for durability
- Coils are dehydrated and sealed at the factory
- Double drain pan eliminates drain pan sweating

Performance

- Quick disconnect, waterproof plug and receptacle for each motor in all models
- High-efficiency aluminum fins with full collars cover mechanically expanded copper tubes
- Highest quality tubular heaters provide fast and economical defrost
- Generous coil surface gives proper compressor balance
- Standard adjustable defrost termination fan delay thermostat
- Motors are life lubricated and thermal overload protected
- Air moves across the ceiling in both directions providing even air distribution throughout the cooler

Versatile

- Compact, ceiling mount and center mount design allows for shelving and storage of product around all walls

Nomenclature

TLC	052	A	G	E
Model Series	Capacity	Electrical Code	Control Option	Vintage
TLC = Center Mount, Air Defrost TLC = Center Mount, Electric Defrost	# x 100 = BTUH	A=115/1/60 B = 208-230/1/60 AE = 115/1/60 (EC) BE = 208-230/1/60 (EC) S = Configurable	G = IntelliGen™ *only available on Air and Electric Defrost Models	

IntelliGen™ only available for 115/1 and 208-230/1 voltages.

Center Mount

Air Defrost Models & Options

When Do You Choose a Configurable Model?

- Choose when there is not a standard model listed or you want to add factory-installed options.
- When ordering a configurable model, remember to specify the voltage and fan motor type.

Climate Control Standard Model	Climate Control Config Model	List Price (\$US)	Climate Control IntelliGen™ Config Model	Climate Control IntelliGen™ Config. List Price (\$US)	Factory-Installed Options List Price Adders (\$US)							
					Electrical Options		Mechanical Options			Coil Options		
					Beacon II	Room TSTAT	TXV	TXV & LLSV	QCF, TXV, & LLSV	Coated Coil (Black)	Polyester Fin Protection	Bronz-Glow or ElectroFin
Air Defrost Models with EC Motors - 115/1/60												
TLC052AEE	TLC052SE	2,637	TLC052SGE	4,691	1,559	325	583	900	1,561	734	651	2,230
TLC076AEE	TLC076SE	3,522	TLC076SGE	5,576	1,559	325	583	900	1,561	1,008	893	2,230
TLC090AEE	TLC090SE	3,873	TLC090SGE	5,927	1,559	325	583	900	1,561	1,008	893	2,230
TLC102AEE	TLC102SE	4,205	TLC102SGE	6,259	1,559	325	583	900	1,561	1,008	893	2,356
TLC108AEE	TLC108SE	4,737	TLC108SGE	6,791	1,559	325	583	900	1,561	Call Factory	1,268	2,511
TLC134AEE	TLC134SE	5,292	TLC134SGE	7,346	1,559	325	583	900	1,561	Call Factory	1,268	2,638
TLC156AEE	TLC156SE	5,808	TLC156SGE	7,862	1,559	325	583	900	1,561	Call Factory	1,268	2,789
TLC179AEE	TLC179SE	6,681	TLC179SGE	8,735	1,559	325	583	900	1,561	Call Factory	1,578	3,028
TLC208AEE	TLC208SE	7,307	TLC208SGE	9,361	1,559	325	583	900	1,561	Call Factory	1,578	3,225
TLC249AEE	TLC249SE	8,944	TLC249SGE	10,998	1,559	325	583	900	1,561	Call Factory	2,032	3,660
Air Defrost Models with EC Motors - 208-230/1/60												
TLC052BEE	TLC052SE	2,815	TLC052SGE	4,869	1,559	325	583	900	1,561	734	651	2,230
TLC076BEE	TLC076SE	3,736	TLC076SGE	5,790	1,559	325	583	900	1,561	1,008	893	2,230
TLC090BEE	TLC090SE	4,086	TLC090SGE	6,140	1,559	325	583	900	1,561	1,008	893	2,230
TLC102BEE	TLC102SE	4,422	TLC102SGE	6,476	1,559	325	583	900	1,561	1,008	893	2,356
TLC108BEE	TLC108SE	5,000	TLC108SGE	7,054	1,559	325	583	900	1,561	Call Factory	1,268	2,511
TLC134BEE	TLC134SE	5,545	TLC134SGE	7,599	1,559	325	583	900	1,561	Call Factory	1,268	2,638
TLC156BEE	TLC156SE	6,060	TLC156SGE	8,114	1,559	325	583	900	1,561	Call Factory	1,268	2,789
TLC179BEE	TLC179SE	6,975	TLC179SGE	9,029	1,559	325	583	900	1,561	Call Factory	1,578	3,028
TLC208BEE	TLC208SE	7,609	TLC208SGE	9,663	1,559	325	583	900	1,561	Call Factory	1,578	3,225
TLC249BEE	TLC249SE	9,275	TLC249SGE	11,329	1,559	325	583	900	1,561	Call Factory	2,032	3,660
Air Defrost Models with PSC Motors - 115/1/60												
TLC052AE	TLC052SE	2,244	TLC052SGE	4,298	1,559	325	583	900	1,561	734	651	2,230
TLC076AE	TLC076SE	2,736	TLC076SGE	4,790	1,559	325	583	900	1,561	1,008	893	2,230
TLC090AE	TLC090SE	3,087	TLC090SGE	5,141	1,559	325	583	900	1,561	1,008	893	2,230
TLC102AE	TLC102SE	3,419	TLC102SGE	5,473	1,559	325	583	900	1,561	1,008	893	2,356
TLC108AE	TLC108SE	3,558	TLC108SGE	5,612	1,559	325	583	900	1,561	Call Factory	1,268	2,511
TLC134AE	TLC134SE	4,113	TLC134SGE	6,167	1,559	325	583	900	1,561	Call Factory	1,268	2,638
TLC156AE	TLC156SE	4,629	TLC156SGE	6,683	1,559	325	583	900	1,561	Call Factory	1,268	2,789
TLC179AE	TLC179SE	5,109	TLC179SGE	7,163	1,559	325	583	900	1,561	Call Factory	1,578	3,028
TLC208AE	TLC208SE	5,735	TLC208SGE	7,789	1,559	325	583	900	1,561	Call Factory	1,578	3,225
TLC249AE	TLC249SE	6,979	TLC249SGE	9,033	1,559	325	583	900	1,561	Call Factory	2,032	3,660

Federal Regulation Requires EC Motors! Energy Independence and Security Act of 2007 (H.R. 6)

Walk-Ins manufactured on or after 01/01/2009 and under 3,000 square feet in area with single phase evaporator fan motors less than 1 HP and less than 460V must be EC motors.

Notes:

- Beacon II™ must be ordered as a system. B2/QRC/intelliGen™ is not available for 460/1/60 and 260/3/60.
- TXV = Expansion Valve; LLSV = Liquid Line Solenoid Valve; QCF = Quick Connect Fittings.
- 460V Fan Motors, Stainless Steel Cabinet & Pan, and Copper Fin Coils are available. Contact your Sales Representative or Account Engineer for more information.
- Must specify which coating at time of order entry.

Walk-In Unit Coolers



Center Mount

Air Defrost Models & Options

When Do You Choose a Configurable Model?

- Choose when there is not a standard model listed or you want to add factory-installed options.
- When ordering a configurable model, remember to specify the voltage and fan motor type.

Climate Control Standard Model	Climate Control Config Model	List Price (\$US)	Climate Control IntelliGen™ Config Model	Climate Control IntelliGen™ Config. List Price (\$US)	Factory-Installed Options List Price Adders (\$US)							
					Electrical Options		Mechanical Options			Coil Options		
					Beacon II	Room TSTAT	TXV	TXV & LLSV	QCF, TXV, & LLSV	Coated Coil (Black)	Polyester Fin Protection	Bronz-Glow or ElectroFin
Air Defrost Models with PSC Motors - 208-230/1/60												
TLC052BE	TLC052SE	2,422	TLC052SGE	4,476	1,559	325	583	900	1,561	734	651	2,230
TLC076BE	TLC076SE	2,950	TLC076SGE	5,004	1,559	325	583	900	1,561	1,008	893	2,230
TLC090BE	TLC090SE	3,300	TLC090SGE	5,354	1,559	325	583	900	1,561	1,008	893	2,230
TLC102BE	TLC102SE	3,636	TLC102SGE	5,690	1,559	325	583	900	1,561	1,008	893	2,356
TLC108BE	TLC108SE	3,821	TLC108SGE	5,875	1,559	325	583	900	1,561	Call Factory	1,268	2,511
TLC134BE	TLC134SE	4,366	TLC134SGE	6,420	1,559	325	583	900	1,561	Call Factory	1,268	2,638
TLC156BE	TLC156SE	4,881	TLC156SGE	6,935	1,559	325	583	900	1,561	Call Factory	1,268	2,789
TLC179BE	TLC179SE	5,403	TLC179SGE	7,457	1,559	325	583	900	1,561	Call Factory	1,578	3,028
TLC208BE	TLC208SE	6,037	TLC208SGE	8,091	1,559	325	583	900	1,561	Call Factory	1,578	3,225
TLC249BE	TLC249SE	7,310	TLC249SGE	9,364	1,559	325	583	900	1,561	Call Factory	2,032	3,660

Federal Regulation Requires EC Motors! Energy Independence and Security Act of 2007 (H.R. 6)

Walk-Ins manufactured on or after 01/01/2009 and under 3,000 square feet in area with single phase evaporator fan motors less than 1 HP and less than 460V must be EC motors.

Notes:

- Beacon II™ must be ordered as a system. B2/QRC/IntelliGen™ is not available for 460/1/60 and 260/3/60.
- TXV = Expansion Valve; LLSV = Liquid Line Solenoid Valve; QCF = Quick Connect Fittings.
- 460V Fan Motors, Stainless Steel Cabinet & Pan, and Copper Fin Coils are available. Contact your Sales Representative or Account Engineer for more information.
- Must specify which coating at time of order entry.

Center Mount

Electric Defrost Models & Options

When Do You Choose a Configurable Model?

- Choose when there is not a standard model listed or you want to add factory-installed options.
- When ordering a configurable model, remember to specify the voltage and fan motor type.

Climate Control Standard Model	Climate Control Config Model	List Price (\$US)	Climate Control IntelliGen™ Config Model	Climate Control IntelliGen™ Config. List Price (\$US)	Factory Installed Options List Price Adders (\$US)					
					Electrical Options		Mechanical Options			Coil Options
					Beacon II	Room TSTAT	TXV	TXV & LLSV	QCF, TXV, & LLSV	Bronz-Glow
Electric Defrost Models with EC Motors - 208-230/1/60										
TLF040BEE	TLF040SE	3,462	TLF040SGE	5,516	1,559	325	583	900	1,561	2,230
TLF054BEE	TLF054SE	4,667	TLF054SGE	6,721	1,559	325	583	900	1,561	2,230
TLF065BEE	TLF065SE	4,831	TLF065SGE	6,885	1,559	325	583	900	1,561	2,230
TLF090BEE	TLF090SE	6,076	TLF090SGE	8,130	1,559	325	583	900	1,561	2,356
TLF130BEE	TLF130SE	6,649	TLF130SGE	8,703	1,559	325	583	900	1,561	2,356
TLF174BEE	TLF174SE	8,619	TLF174SGE	10,673	1,559	325	583	900	1,561	3,225
Electric Defrost Models with PSC Motors - 208-230/1/60										
TLF040BE	TLF040SE	3,069	TLF040SGE	5,123	1,559	325	583	900	1,561	2,230
TLF054BE	TLF054SE	3,881	TLF054SGE	5,935	1,559	325	583	900	1,561	2,230
TLF065BE	TLF065SE	4,045	TLF065SGE	6,099	1,559	325	583	900	1,561	2,230
TLF090BE	TLF090SE	4,897	TLF090SGE	6,951	1,559	325	583	900	1,561	2,356
TLF130BE	TLF130SE	5,470	TLF130SGE	7,524	1,559	325	583	900	1,561	2,356
TLF174BE	TLF174SE	7,047	TLF174SGE	9,101	1,559	325	583	900	1,561	3,225

Federal Regulation Requires EC Motors! Energy Independence and Security Act of 2007 (H.R. 6)

Walk-Ins manufactured on or after 01/01/2009 and under 3,000 square feet in area with single phase evaporator fan motors less than 1 HP and less than 460V must be EC motors.

Notes:

- Electric Drain Pan and Adjustable Defrost Term. / Fan Delay are standard.
- Beacon II™ must be ordered as a system. B2/QRC/intelliGen™ is not available for 460/1/60 and 260/3/60.
- TXV = Expansion Valve; LLSV = Liquid Line Solenoid Valve; QCF = Quick Connect Fittings.
- 460V Fan Motors, Stainless Steel Cabinet & Pan, and Copper Fin Coils are available. Contact your Sales Representative or Account Engineer for more information.

Walk-In Unit Coolers



Center Mount

Shipped-Loose Accessories

Can't Find Something or need help selecting the appropriate accessory for your unit? Please contact your local Sales Representative or Account Engineer for assistance.

Part Number	Description	List Price (\$US)	Notes
Room Thermostats			
2891040	Room Thermostats	309	-
28963301	Electronic Room Thermostat	502	-
Defrost Controls			
4267W	Adjustable Defrost Control / Fan Delay Switch	289	-
Check Valves			
5890C	7/8" Suction Line Check Valve	217	-
5889C	1 1/8" Suction Line Check Valve	423	-
Drain Line Heaters			
5508Q	6 ft. Drain Line heater (208-230V, 42 Watts)	157	-
5594P	12 ft. Drain Line heater (208-230V, 84 Watts)	171	-
5595P	18 ft. Drain Line heater (208-230V, 126 Watts)	203	-
5596P	36 ft. Drain Line heater (208-230V, 252 Watts)	311	-
5597P	60 ft. Drain Line heater (208-230V, 420 Watts)	573	-
Heat Exchangers			
24200004	Heat Exchanger used on 040 Electric Defrost Models	257	3/8" Liquid Connection OD, 5/8" Suction Connection OD, 14" Length, 2lbs Approx. Ship Wt.
24200005	Heat Exchanger used on 054 - 090 Electric Defrost Models	282	3/8" Liquid Connection OD, 7/8" Suction Connection OD, 14" Length, 2lbs Approx. Ship Wt.
24200007	Heat Exchanger used on 130-174 Electric Defrost Models	329	1/2" Liquid Connection OD, 1-1/8" Suction Connection OD, 14" Length, 2lbs Approx. Ship Wt.

Expansion Valves (TXV)

When placing order, please specify refrigerant type, saturated suction temperature (SST), liquid temperature, and room temperature.

Part Number	List Price (\$US)	Capacity Range (BTUH)
TXV024	359	24,000 BTUH and under
TXV036	359	24,000 BTUH to 36,000 BTUH
TXV060	583	36,000 BTUH to 60,000 BTUH

Liquid-line Solenoid Valves (LLSV)

Part Number	List Price (\$US)	Size	Capacity Range (BTUH)	
			Medium Temperature Application (BTUH)	Low Temperature Application (BTUH)
29318013	371	3/8	12,000 BTUH and under	11,000 BTUH and under
4502Z	371	3/8	12,000 BTUH to 24,000 BTUH	11,000 BTUH to 21,000 BTUH
29318011	371	3/8	24,000 BTUH to 44,000 BTUH	21,000 BTUH to 38,000 BTUH

Medium Profile

Overview



Product Description

Medium profile unit coolers, available in air, electric, and hot gas defrost, are ideal for numerous commercial and industrial applications. With a modular design that is only 25 inches high, these units provide superior quality and a long, dependable life for many different applications. Opting for EC motors or the Beacon II™ Refrigeration System makes this product qualified to be included in the **E Solutions™** product portfolio because of increased energy efficiency and cost savings.

Certifications



Standard Features

Ease of Installation & Service

- All electrical components factory wired to terminal board and identified, making it easy to field wire the unit
- Schrader valve provided for suction pressure measurement
- Liquid line solenoid wire harness is factory-installed for quick installation
- Coil heater slots have been enlarged for easier installation and replacement
- Heaters are coil face mounted for easy access
- Front hinged drain pan for easy access
- Motors plug into wiring harness for easier servicing

Reliable & Durable

- Heavy gauge textured aluminum cabinet
- Sweat connections to reduce potential for leaks
- Patented Thermo-Flex™ coil design allows the coil to “flex” during periods of defrost resulting in expansion of the coil surface comes with a 5-year warranty
- Heavy plastic molded fan guards for extended air throw
- Reliable nickel steel alloy defrost heater elements
- Thermally protected, lifetime-lubricated single phase PSC motors

Performance

- External equalizer connection
- Internal panels are isolated for quiet operation
- Electric defrost models have adjustable defrost termination / fan delay and heater limit thermostats
- PSC motors

Versatile

- Large diameter drain fitting (3/4" ID)
- Beacon II™ compatible
- Different motor and voltage options available

Nomenclature

CM	A	130	A	G	A
Model Series	Model Type	Capacity	Electrical Code	Control Option	Vintage
CM = Climate Control Medium Profile Unit Coolers	A = Air Deforst, 7 FPI E = Electric Deforst, 6 FPI L = Electric Deforst, 4.5 FPI G = Hot Gas Defrost, 6 FPI F = Hot Gas Defrost, 4.5 FPI	# x 100 = BTUH	A =115/1/60 B = 208-230/1/60 C = 208-230/3/60 D = 460/3/60 M = 460/1/60 E = 573/3/60 L = 573/1/60 N = 110/1/50 Q = 220/1/50 R = 380/1/50 V = 380/3/50 AE = 115/1/60 (EC) BE = 208-230/1/60 (EC) CE = 208-230/3/60 (EC) S = Configurable	G = IntelliGen™ *only available on Air and Electric Defrost Models	

Medium Profile

Air Defrost Models & Options

When Do You Choose a Configurable Model?

- Choose when there is not a standard model listed or you want to add factory-installed options.
- When ordering a configurable model, remember to specify the voltage and fan motor type.

Climate Control Standard Model	Climate Control Config Model	List Price (\$US)	Climate Control IntelliGen™ Config Model	Climate Control IntelliGen™ Config. List Price (\$US)	Factory-Installed Options List Price Adders (\$US)						
					Electrical Options		Mechanical Options		Coil Options		
					Beacon II	Room TSTAT	TXV	TXV & LLSV	Coated Coil (Black)	Polyester Fin Protection	Bronz-Glow or ElectroFin
Air Defrost Models with VSEC or 2 Speed EC motors - 115/1/60											
-	CMA130SA	4,961	CMA130SGA	7,875	2,474	325	615	937	1,360	1,230	1,948
-	CMA155SA	5,695	CMA155SGA	8,609	2,474	325	615	937	1,360	1,230	1,948
-	CMA245SA	8,616	CMA245SGA	11,530	2,474	325	615	937	Call Factory	1,297	2,629
-	CMA300SA	10,473	CMA300SGA	13,387	2,474	325	615	937	Call Factory	1,297	2,756
-	CMA365SA	13,402	CMA365SGA	16,316	2,474	325	826	1,326	Call Factory	1,367	3,336
-	CMA450SA	15,495	CMA450SGA	18,409	2,474	325	826	1,326	Call Factory	1,367	3,520
-	CMA510SA	18,505	CMA510SGA	21,419	2,474	325	826	1,326	Call Factory	1,428	4,043
-	CMA600SA	19,416	CMA600SGA	22,330	2,474	325	826	1,326	Call Factory	1,428	4,286
Air Defrost Models with VSEC or 2 Speed EC motors – 230/1/60											
-	CMA130SA	5,033	CMA130SGA	7,947	2,474	325	615	937	1,360	1,230	1,948
-	CMA155SA	5,761	CMA155SGA	8,675	2,474	325	615	937	1,360	1,230	1,948
-	CMA245SA	8,753	CMA245SGA	11,667	2,474	325	615	937	Call Factory	1,297	2,629
-	CMA300SA	10,612	CMA300SGA	13,526	2,474	325	615	937	Call Factory	1,297	2,756
-	CMA365SA	13,615	CMA365SGA	16,529	2,474	325	826	1,326	Call Factory	1,367	3,336
-	CMA450SA	15,709	CMA450SGA	18,623	2,474	325	826	1,326	Call Factory	1,367	3,520
-	CMA510SA	18,782	CMA510SGA	21,696	2,474	325	826	1,326	Call Factory	1,428	4,043
-	CMA600SA	19,698	CMA600SGA	22,612	2,474	325	826	1,326	Call Factory	1,428	4,286
-	CMA710SA	22,790	CMA710SGA	25,704	2,474	325	1,196	1,837	Call Factory	1,466	4,695
Air Defrost Models with EC Motors - 115/1/60											
-	CMA130SA	4,699	CMA130SGA	7,613	2,474	325	615	937	1,360	1,230	1,948
-	CMA155SA	5,434	CMA155SGA	8,348	2,474	325	615	937	1,360	1,230	1,948
-	CMA245SA	8,093	CMA245SGA	11,007	2,474	325	615	937	Call Factory	1,297	2,629
-	CMA300SA	9,950	CMA300SGA	12,864	2,474	325	615	937	Call Factory	1,297	2,756
-	CMA365SA	12,616	CMA365SGA	15,530	2,474	325	826	1,326	Call Factory	1,367	3,336
-	CMA450SA	14,710	CMA450SGA	17,624	2,474	325	826	1,326	Call Factory	1,367	3,520
-	CMA510SA	17,458	CMA510SGA	20,372	2,474	325	826	1,326	Call Factory	1,428	4,043
-	CMA600SA	18,369	CMA600SGA	21,283	2,474	325	826	1,326	Call Factory	1,428	4,286

Regulations Require EC or VSEC Motors!

Federal Energy Independence and Security Act of 2007 (H.R. 6)

Walk-Ins manufactured on or after 01/01/2009 and under 3,000 square feet in area with single phase evaporator fan motors less than 1 HP and less than 460V must be EC motors.

California Energy Commission Title 24, Section 126

Effective 01/01/2010, refrigerated warehouses with a total cold storage and frozen storage area exceeding 3,000 square feet with single phase evaporator fan motors less than 1 HP and less than 460V must be variable speed EC motors and controlled in response to space conditions.

Notes:

- Beacon II™ must be ordered as a system.
- Variable Speed EC (VSEC) motors require a customer supplied 0-10V signal.
- TXV = Expansion Valve; LLSV = Liquid Line Solenoid Valve
- Molded fan guards are standard and ring fan guards optional at no additional cost.
- Double Wall Insulated Pans, Stainless Steel Cabinet & Pan, and Copper Fin Coils are available. Contact your Sales Representative or Account Engineer for more information.
- Must specify which coating at time of order entry.

Medium Profile

Air Defrost Models & Options

When Do You Choose a Configurable Model?

- Choose when there is not a standard model listed or you want to add factory-installed options.
- When ordering a configurable model, remember to specify the voltage and fan motor type.

Climate Control Standard Model	Climate Control Config Model	List Price (\$US)	Climate Control IntelliGen™ Config Model	Climate Control IntelliGen™ Config. List Price (\$US)	Factory-Installed Options List Price Adders (\$US)						
					Electrical Options		Mechanical Options		Coil Options		
					Beacon II	Room TSTAT	TXV	TXV & LLSV	Coated Coil (Black)	Polyester Fin Protection	Bronz-Glow or ElectroFin
Air Defrost Models with EC Motors - 208-230/1/60											
-	CMA130SA	4,772	CMA130SGA	7,686	2,474	325	615	937	1,360	1,230	1,948
-	CMA155SA	5,499	CMA155SGA	8,413	2,474	325	615	937	1,360	1,230	1,948
-	CMA245SA	8,229	CMA245SGA	11,143	2,474	325	615	937	Call Factory	1,297	2,629
-	CMA300SA	10,088	CMA300SGA	13,002	2,474	325	615	937	Call Factory	1,297	2,756
-	CMA365SA	12,830	CMA365SGA	15,744	2,474	325	826	1,326	Call Factory	1,367	3,336
-	CMA450SA	14,924	CMA450SGA	17,838	2,474	325	826	1,326	Call Factory	1,367	3,520
-	CMA510SA	17,735	CMA510SGA	20,649	2,474	325	826	1,326	Call Factory	1,428	4,043
-	CMA600SA	18,650	CMA600SGA	21,564	2,474	325	826	1,326	Call Factory	1,428	4,286
-	CMA710SA	21,481	CMA710SGA	24,395	2,474	325	1,196	1,837	Call Factory	1,466	4,695
Air Defrost Models with PSC Motors - 115/1/60											
CMA130AA	CMA130SA	3,987	CMA130SGA	6,901	2,474	325	615	937	1,360	1,230	1,948
CMA155AA	CMA155SA	4,722	CMA155SGA	7,636	2,474	325	615	937	1,360	1,230	1,948
CMA245AA	CMA245SA	6,669	CMA245SGA	9,583	2,474	325	615	937	Call Factory	1,297	2,629
CMA300AA	CMA300SA	8,526	CMA300SGA	11,440	2,474	325	615	937	Call Factory	1,297	2,756
CMA365AA	CMA365SA	10,480	CMA365SGA	13,394	2,474	325	826	1,326	Call Factory	1,367	3,336
CMA450AA	CMA450SA	12,574	CMA450SGA	15,488	2,474	325	826	1,326	Call Factory	1,367	3,520
CMA510AA	CMA510SA	14,610	CMA510SGA	17,524	2,474	325	826	1,326	Call Factory	1,428	4,043
CMA600AA	CMA600SA	15,521	CMA600SGA	18,435	2,474	325	826	1,326	Call Factory	1,428	4,286
Air Defrost Models with PSC Motors - 208-230/1/60											
CMA130BA	CMA130SA	4,060	CMA130SGA	6,974	2,474	325	615	937	1,360	1,230	1,948
CMA155BA	CMA155SA	4,787	CMA155SGA	7,701	2,474	325	615	937	1,360	1,230	1,948
CMA245BA	CMA245SA	6,805	CMA245SGA	9,719	2,474	325	615	937	Call Factory	1,297	2,629
CMA300BA	CMA300SA	8,664	CMA300SGA	11,578	2,474	325	615	937	Call Factory	1,297	2,756
CMA365BA	CMA365SA	10,694	CMA365SGA	13,608	2,474	325	826	1,326	Call Factory	1,367	3,336
CMA450BA	CMA450SA	12,788	CMA450SGA	15,702	2,474	325	826	1,326	Call Factory	1,367	3,520
CMA510BA	CMA510SA	14,887	CMA510SGA	17,801	2,474	325	826	1,326	Call Factory	1,428	4,043
CMA600BA	CMA600SA	15,802	CMA600SGA	18,716	2,474	325	826	1,326	Call Factory	1,428	4,286
CMA710BA	CMA710SA	17,921	CMA710SGA	20,835	2,474	325	1,196	1,837	Call Factory	1,466	4,695

Regulations Require EC or VSEC Motors!

Federal Energy Independence and Security Act of 2007 (H.R. 6)

Walk-Ins manufactured on or after 01/01/2009 and under 3,000 square feet in area with single phase evaporator fan motors less than 1 HP and less than 460V must be EC motors.

California Energy Commission Title 24, Section 126

Effective 01/01/2010, refrigerated warehouses with a total cold storage and frozen storage area exceeding 3,000 square feet with single phase evaporator fan motors less than 1 HP and less than 460V must be variable speed EC motors and controlled in response to space conditions.

Notes:

- Beacon II™ must be ordered as a system.
- Variable Speed EC (VSEC) motors require a customer supplied 0-10V signal.
- TXV = Expansion Valve; LLSV = Liquid Line Solenoid Valve
- Molded fan guards are standard and ring fan guards optional at no additional cost.
- Double Wall Insulated Pans, Stainless Steel Cabinet & Pan, and Copper Fin Coils are available. Contact your Sales Representative or Account Engineer for more information.
- Must specify which coating at time of order entry.

Medium Profile

Air Defrost Models & Options

When Do You Choose a Configurable Model?

- Choose when there is not a standard model listed or you want to add factory-installed options.
- When ordering a configurable model, remember to specify the voltage and fan motor type.

Climate Control Standard Model	Climate Control Config Model	List Price (\$US)	Climate Control IntelliGen™ Config Model	Climate Control IntelliGen™ Config. List Price (\$US)	Factory-Installed Options List Price Adders (\$US)						
					Electrical Options		Mechanical Options		Coil Options		
					Beacon II	Room TSTAT	TXV	TXV & LLSV	Coated Coil (Black)	Polyester Fin Protection	Bronz-Glow or ElectroFin
Air Defrost Models with PSC Motors - 460/1/60											
CMA130MA	CMA130SA	4,266	CMA130SGA	7,180	2,474	325	615	937	1,360	1,230	1,948
CMA155MA	CMA155SA	4,996	CMA155SGA	7,910	2,474	325	615	937	1,360	1,230	1,948
CMA245MA	CMA245SA	7,221	CMA245SGA	10,135	2,474	325	615	937	Call Factory	1,297	2,629
CMA300MA	CMA300SA	9,078	CMA300SGA	11,992	2,474	325	615	937	Call Factory	1,297	2,756
CMA365MA	CMA365SA	11,308	CMA365SGA	14,222	2,474	325	826	1,326	Call Factory	1,367	3,336
CMA450MA	CMA450SA	13,405	CMA450SGA	16,319	2,474	325	826	1,326	Call Factory	1,367	3,520
CMA510MA	CMA510SA	15,710	CMA510SGA	18,624	2,474	325	826	1,326	Call Factory	1,428	4,043
CMA600MA	CMA600SA	16,626	CMA600SGA	19,540	2,474	325	826	1,326	Call Factory	1,428	4,286
CMA710MA	CMA710SA	18,950	CMA710SGA	21,864	2,474	325	1,196	1,837	Call Factory	1,466	4,695
Air Defrost Models with Totally-Enclosed PSC Motors - 208-230/1/60											
-	CMA130SA	4,332	CMA130SGA	7,246	2,474	325	615	937	1,360	1,230	1,948
-	CMA155SA	5,059	CMA155SGA	7,973	2,474	325	615	937	1,360	1,230	1,948
-	CMA245SA	7,349	CMA245SGA	10,263	2,474	325	615	937	Call Factory	1,297	2,629
-	CMA300SA	9,208	CMA300SGA	12,122	2,474	325	615	937	Call Factory	1,297	2,756
-	CMA365SA	11,510	CMA365SGA	14,424	2,474	325	826	1,326	Call Factory	1,367	3,336
-	CMA450SA	13,604	CMA450SGA	16,518	2,474	325	826	1,326	Call Factory	1,367	3,520
-	CMA510SA	15,975	CMA510SGA	18,889	2,474	325	826	1,326	Call Factory	1,428	4,043
-	CMA600SA	16,890	CMA600SGA	19,804	2,474	325	826	1,326	Call Factory	1,428	4,286
-	CMA710SA	19,281	CMA710SGA	22,195	2,474	325	1,196	1,837	Call Factory	1,466	4,695
Air Defrost Models with Totally-Enclosed PSC Motors - 460/1/60											
-	CMA130SA	4,538	CMA130SGA	7,452	2,474	325	615	937	1,360	1,230	1,948
-	CMA155SA	5,268	CMA155SGA	8,182	2,474	325	615	937	1,360	1,230	1,948
-	CMA245SA	7,765	CMA245SGA	10,679	2,474	325	615	937	Call Factory	1,297	2,629
-	CMA300SA	9,622	CMA300SGA	12,536	2,474	325	615	937	Call Factory	1,297	2,756
-	CMA365SA	12,124	CMA365SGA	15,038	2,474	325	826	1,326	Call Factory	1,367	3,336
-	CMA450SA	14,221	CMA450SGA	17,135	2,474	325	826	1,326	Call Factory	1,367	3,520
-	CMA510SA	16,798	CMA510SGA	19,712	2,474	325	826	1,326	Call Factory	1,428	4,043
-	CMA600SA	17,714	CMA600SGA	20,628	2,474	325	826	1,326	Call Factory	1,428	4,286
-	CMA710SA	20,310	CMA710SGA	23,224	2,474	325	1,196	1,837	Call Factory	1,466	4,695

Regulations Require EC or VSEC Motors!

Federal Energy Independence and Security Act of 2007 (H.R. 6)

Walk-Ins manufactured on or after 01/01/2009 and under 3,000 square feet in area with single phase evaporator fan motors less than 1 HP and less than 460V must be EC motors.

California Energy Commission Title 24, Section 126

Effective 01/01/2010, refrigerated warehouses with a total cold storage and frozen storage area exceeding 3,000 square feet with single phase evaporator fan motors less than 1 HP and less than 460V must be variable speed EC motors and controlled in response to space conditions.

Notes:

- Beacon II™ must be ordered as a system.
- Variable Speed EC (VSEC) motors require a customer supplied 0-10V signal.
- TXV = Expansion Valve; LLSV = Liquid Line Solenoid Valve
- Molded fan guards are standard and ring fan guards optional at no additional cost.
- Double Wall Insulated Pans, Stainless Steel Cabinet & Pan, and Copper Fin Coils are available. Contact your Sales Representative or Account Engineer for more information.
- Must specify which coating at time of order entry.

Medium Profile

Electric Defrost Models & Options

When Do You Choose a Configurable Model?

- Choose when there is not a standard model listed or you want to add factory-installed options.
- When ordering a configurable model, remember to specify the voltage and fan motor type.

Climate Control Standard Model	Climate Control Config Model	FPI	List Price (\$US)	Climate Control IntelliGen™ Config Model	Climate Control IntelliGen™ Config. List Price (\$US)	Factory-Installed Options List Price Adders (\$US)					
						Electrical Options		Drain Pan Options	Mechanical Options		Coil Options
						Beacon II	Room TSTAT	Electric	TXV	TXV & LLSV	Bronz-Glow
Electric Defrost Models with VSEC or 2 Speed EC motors – 230/1/60											
-	CME101SA	6	5,822	CME101SGA	8,736	2,474	325	Standard	615	937	1,948
-	CME140SA	6	6,715	CME140SGA	9,629	2,474	325	Standard	615	937	1,948
-	CME190SA	6	9,673	CME190SGA	12,587	2,474	325	Standard	615	937	2,629
-	CME260SA	6	12,546	CME260SGA	15,460	2,474	325	Standard	615	937	2,756
-	CME310SA	6	14,375	CME310SGA	17,289	2,474	325	Standard	826	1,326	3,336
-	CME390SA	6	16,972	CME390SGA	19,886	2,474	325	Standard	826	1,326	3,520
-	CML100SA	4.5	6,008	CML100SGA	8,922	2,474	325	Standard	615	937	1,948
-	CML165SA	4.5	8,905	CML165SGA	11,819	2,474	325	Standard	615	937	2,629
-	CML220SA	4.5	11,485	CML220SGA	14,399	2,474	325	Standard	615	937	2,756
-	CML250SA	4.5	13,102	CML250SGA	16,016	2,474	325	Standard	826	1,326	3,336
-	CML330SA	4.5	16,409	CML330SGA	19,323	2,474	325	Standard	826	1,326	3,520
Electric Defrost Models with VSEC or 2 Speed EC motors – 208-230/3/60											
-	CME101SA	6	5,822	CME101SGA	8,736	2,474	325	Standard	615	937	1,948
-	CME140SA	6	6,715	CME140SGA	9,629	2,474	325	Standard	615	937	1,948
-	CME190SA	6	9,673	CME190SGA	12,587	2,474	325	Standard	615	937	2,629
-	CME260SA	6	12,546	CME260SGA	15,460	2,474	325	Standard	615	937	2,756
-	CME310SA	6	14,375	CME310SGA	17,289	2,474	325	Standard	826	1,326	3,336
-	CME390SA	6	16,972	CME390SGA	19,886	2,474	325	Standard	826	1,326	3,520
-	CME430SA	6	19181	CME430SGA	22,095	2,474	325	Standard	826	1,326	4,043
-	CME520SA	6	21232	CME520SGA	24,146	2,474	325	Standard	826	1,326	4,286
-	CME630SA	6	23502	CME630SGA	26,416	2,474	325	Standard	1,196	1,837	4,695
-	CML100SA	4.5	6,008	CML100SGA	8,922	2,474	325	Standard	615	937	1,948
-	CML165SA	4.5	8,905	CML165SGA	11,819	2,474	325	Standard	615	937	2,629
-	CML220SA	4.5	11,485	CML220SGA	14,399	2,474	325	Standard	615	937	2,756
-	CML250SA	4.5	13,102	CML250SGA	16,016	2,474	325	Standard	826	1,326	3,336
-	CML330SA	4.5	16,409	CML330SGA	19,323	2,474	325	Standard	826	1,326	3,520
-	CML370SA	4.5	18,570	CML370SGA	21,484	2,474	325	Standard	826	1,326	4,043
-	CML440SA	4.5	20,501	CML440SGA	23,415	2,474	325	Standard	826	1,326	4,286
-	CML530SA	4.5	22,292	CML530SGA	25,206	2,474	325	Standard	1,196	1,837	4,695
Electric Defrost Models with EC Motors - 208-230/1/60											
-	CME101SA	6	5,560	CME101SGA	8,474	2,474	325	Standard	615	937	1,948
-	CME140SA	6	6,454	CME140SGA	9,368	2,474	325	Standard	615	937	1,948

Regulations Require EC or VSEC Motors!

Federal Energy Independence and Security Act of 2007 (H.R. 6)

Walk-Ins manufactured on or after 01/01/2009 and under 3,000 square feet in area with single phase evaporator fan motors less than 1 HP and less than 460V must be EC motors.

California Energy Commission Title 24, Section 126

Effective 01/01/2010, refrigerated warehouses with a total cold storage and frozen storage area exceeding 3,000 square feet with single phase evaporator fan motors less than 1 HP and less than 460V must be variable speed EC motors and controlled in response to space conditions.

Notes:

- Electric Defrost models have Adjustable Defrost Termination/Fan Delay.
- Beacon II™ must be ordered as a system.
- Variable Speed EC (VSEC) motors require a customer supplied 0-10V signal.
- TXV = Expansion Valve; LLSV = Liquid Line Solenoid Valve
- Molded fan guards are standard and wire fan guards optional at no additional cost.
- Low Temp Motors, Stainless Steel Cabinet & Pan, and Copper Fin Coils are available. Contact your Sales Representative or Account Engineer for more information.
- Call Factory to know the pricing of Double Wall Insulated Drain Pan Option.

Walk-In Unit Coolers

Medium Profile

Electric Defrost Models & Options

When Do You Choose a Configurable Model?

- Choose when there is not a standard model listed or you want to add factory-installed options.
- When ordering a configurable model, remember to specify the voltage and fan motor type.

Climate Control Standard Model	Climate Control Config Model	FPI	List Price (\$US)	Climate Control IntelliGen™ Config Model	Climate Control IntelliGen™ Config. List Price (\$US)	Factory-Installed Options List Price Adders (\$US)					
						Electrical Options		Drain Pan Options	Mechanical Options		Coil Options
						Beacon II	Room TSTAT	Electric	TXV	TXV & LLSV	Bronz-Glow
-	CME190SA	6	9,149	CME190SGA	12,063	2,474	325	Standard	615	937	2,629
-	CME260SA	6	12,023	CME260SGA	14,937	2,474	325	Standard	615	937	2,756
-	CME310SA	6	13,589	CME310SGA	16,503	2,474	325	Standard	826	1,326	3,336
-	CME390SA	6	16,186	CME390SGA	19,100	2,474	325	Standard	826	1,326	3,520
-	CML100SA	4.5	5,747	CML100SGA	8,661	2,474	325	Standard	615	937	1,948
-	CML165SA	4.5	8,381	CML165SGA	11,295	2,474	325	Standard	615	937	2,629
-	CML220SA	4.5	10,963	CML220SGA	13,877	2,474	325	Standard	615	937	2,756
-	CML250SA	4.5	12,318	CML250SGA	15,232	2,474	325	Standard	826	1,326	3,336
-	CML330SA	4.5	15,624	CML330SGA	18,538	2,474	325	Standard	826	1,326	3,520
Electric Defrost Models with EC Motors - 208-230/3/60											
-	CME101SA	6	5,560	CME101SGA	8,474	2,474	325	Standard	615	937	1,948
-	CME140SA	6	6,454	CME140SGA	9,368	2,474	325	Standard	615	937	1,948
-	CME190SA	6	9,149	CME190SGA	12,063	2,474	325	Standard	615	937	2,629
-	CME260SA	6	12,023	CME260SGA	14,937	2,474	325	Standard	615	937	2,756
-	CME310SA	6	13,589	CME310SGA	16,503	2,474	325	Standard	826	1,326	3,336
-	CME390SA	6	16,186	CME390SGA	19,100	2,474	325	Standard	826	1,326	3,520
-	CME430SA	6	18,133	CME430SGA	21,047	2,474	325	Standard	826	1,326	4,043
-	CME520SA	6	20,184	CME520SGA	23,098	2,474	325	Standard	826	1,326	4,286
-	CME620SA	6	22,192	CME620SGA	25,106	2,474	325	Standard	1,196	1,837	4,695
-	CML100SA	4.5	5,747	CML100SGA	8,661	2,474	325	Standard	615	937	1,948
-	CML165SA	4.5	8,381	CML165SGA	11,295	2,474	325	Standard	615	937	2,629
-	CML220SA	4.5	10,963	CML220SGA	13,877	2,474	325	Standard	615	937	2,756
-	CML250SA	4.5	12,318	CML250SGA	15,232	2,474	325	Standard	826	1,326	3,336
-	CML330SA	4.5	15,624	CML330SGA	18,538	2,474	325	Standard	826	1,326	3,520
-	CML370SA	4.5	17,522	CML370SGA	20,436	2,474	325	Standard	826	1,326	4,043
-	CML440SA	4.5	19,454	CML440SGA	22,368	2,474	325	Standard	826	1,326	4,286
-	CML530SA	4.5	21,448	CML530SGA	24,362	2,474	325	Standard	1,196	1,837	4,695
Electric Defrost Models with PSC Motors - 208-230/1/60											
CME101BA	CME101SA	6	4,848	CME101SGA	7,762	2,474	325	Standard	615	937	1,948
CME140BA	CME140SA	6	5,742	CME140SGA	8,656	2,474	325	Standard	615	937	1,948
CME190BA	CME190SA	6	7,725	CME190SGA	10,639	2,474	325	Standard	615	937	2,629
CME260BA	CME260SA	6	10,599	CME260SGA	13,513	2,474	325	Standard	615	937	2,756
CME310BA	CME310SA	6	11,453	CME310SGA	14,367	2,474	325	Standard	826	1,326	3,336

Regulations Require EC or VSEC Motors!

Federal Energy Independence and Security Act of 2007 (H.R. 6)

Walk-Ins manufactured on or after 01/01/2009 and under 3,000 square feet in area with single phase evaporator fan motors less than 1 HP and less than 460V must be EC motors.

California Energy Commission Title 24, Section 126

Effective 01/01/2010, refrigerated warehouses with a total cold storage and frozen storage area exceeding 3,000 square feet with single phase evaporator fan motors less than 1 HP and less than 460V must be variable speed EC motors and controlled in response to space conditions.

Notes:

- Electric Defrost models have Adjustable Defrost Termination/Fan Delay.
- Beacon II™ must be ordered as a system.
- Variable Speed EC (VSEC) motors require a customer supplied 0-10V signal.
- TXV = Expansion Valve; LLSV = Liquid Line Solenoid Valve
- Molded fan guards are standard and wire fan guards optional at no additional cost.
- Low Temp Motors, Stainless Steel Cabinet & Pan, and Copper Fin Coils are available. Contact your Sales Representative or Account Engineer for more information.
- Call Factory to know the pricing of Double Wall Insulated Drain Pan Option.

Medium Profile

Electric Defrost Models & Options

When Do You Choose a Configurable Model?

- Choose when there is not a standard model listed or you want to add factory-installed options.
- When ordering a configurable model, remember to specify the voltage and fan motor type.

Climate Control Standard Model	Climate Control Config Model	FPI	List Price (\$US)	Climate Control IntelliGen™ Config Model	Climate Control IntelliGen™ Config. List Price (\$US)	Factory-Installed Options List Price Adders (\$US)					
						Electrical Options		Drain Pan Options	Mechanical Options		Coil Options
						Beacon II	Room TSTAT	Electric	TXV	TXV & LLSV	Bronz-Glow
CME390BA	CME390SA	6	14,050	CME390SGA	16,964	2,474	325	Standard	826	1,326	3,520
CML100BA	CML100SA	4.5	5,035	CML100SGA	7,949	2,474	325	Standard	615	937	1,948
CML165BA	CML165SA	4.5	6,957	CML165SGA	9,871	2,474	325	Standard	615	937	2,629
CML220BA	CML220SA	4.5	9,539	CML220SGA	12,453	2,474	325	Standard	615	937	2,756
CML250BA	CML250SA	4.5	10,182	CML250SGA	13,096	2,474	325	Standard	826	1,326	3,336
CML330BA	CML330SA	4.5	13,488	CML330SGA	16,402	2,474	325	Standard	826	1,326	3,520
Electric Defrost Models with PSC Motors - 208-230/3/60											
CME101CA	CME101SA	6	4,848	CME101SGA	7,762	2,474	325	Standard	615	937	1,948
CME140CA	CME140SA	6	5,742	CME140SGA	8,656	2,474	325	Standard	615	937	1,948
CME190CA	CME190SA	6	7,725	CME190SGA	10,639	2,474	325	Standard	615	937	2,629
CME260CA	CME260SA	6	10,599	CME260SGA	13,513	2,474	325	Standard	615	937	2,756
CME310CA	CME310SA	6	11,453	CME310SGA	14,367	2,474	325	Standard	826	1,326	3,336
CME390CA	CME390SA	6	14,050	CME390SGA	16,964	2,474	325	Standard	826	1,326	3,520
CME430CA	CME430SA	6	15,285	CME430SGA	18,199	2,474	325	Standard	826	1,326	4,043
CME520CA	CME520SA	6	17,336	CME520SGA	20,250	2,474	325	Standard	826	1,326	4,286
CME620CA	CME620SA	6	18,632	CME620SGA	21,546	2,474	325	Standard	1,196	1,837	4,695
CML100CA	CML100SA	4.5	5,035	CML100SGA	7,949	2,474	325	Standard	615	937	1,948
CML165CA	CML165SA	4.5	6,957	CML165SGA	9,871	2,474	325	Standard	615	937	2,629
CML220CA	CML220SA	4.5	9,539	CML220SGA	12,453	2,474	325	Standard	615	937	2,756
CML250CA	CML250SA	4.5	10,182	CML250SGA	13,096	2,474	325	Standard	826	1,326	3,336
CML330CA	CML330SA	4.5	13,488	CML330SGA	16,402	2,474	325	Standard	826	1,326	3,520
CML370CA	CML370SA	4.5	14,674	CML370SGA	17,588	2,474	325	Standard	826	1,326	4,043
CML440CA	CML440SA	4.5	16,606	CML440SGA	19,520	2,474	325	Standard	826	1,326	4,286
CML530CA	CML530SA	4.5	17,888	CML530SGA	20,802	2,474	325	Standard	1,196	1,837	4,695
Electric Defrost Models with PSC Motors - 460/1/60											
CME101MA	CME101SA	6	5,141	CME101SGA	8,055	2,474	325	Standard	615	937	1,948
CME140MA	CME140SA	6	6,033	CME140SGA	8,947	2,474	325	Standard	615	937	1,948
CME190MA	CME190SA	6	8,300	CME190SGA	11,214	2,474	325	Standard	615	937	2,629
CME260MA	CME260SA	6	11,175	CME260SGA	14,089	2,474	325	Standard	615	937	2,756
CME310MA	CME310SA	6	12,314	CME310SGA	15,228	2,474	325	Standard	826	1,326	3,336
CME390MA	CME390SA	6	14,913	CME390SGA	17,827	2,474	325	Standard	826	1,326	3,520
CME430MA	CME430SA	6	16,436	CME430SGA	19,350	2,474	325	Standard	826	1,326	4,043
CME520MA	CME520SA	6	18,488	CME520SGA	21,402	2,474	325	Standard	826	1,326	4,286

Regulations Require EC or VSEC Motors!

Federal Energy Independence and Security Act of 2007 (H.R. 6)

Walk-Ins manufactured on or after 01/01/2009 and under 3,000 square feet in area with single phase evaporator fan motors less than 1 HP and less than 460V must be EC motors.

California Energy Commission Title 24, Section 126

Effective 01/01/2010, refrigerated warehouses with a total cold storage and frozen storage area exceeding 3,000 square feet with single phase evaporator fan motors less than 1 HP and less than 460V must be variable speed EC motors and controlled in response to space conditions.

Notes:

- Electric Defrost models have Adjustable Defrost Termination/Fan Delay.
- Beacon II™ must be ordered as a system.
- Variable Speed EC (VSEC) motors require a customer supplied 0-10V signal.
- TXV = Expansion Valve; LLSV = Liquid Line Solenoid Valve
- Molded fan guards are standard and wire fan guards optional at no additional cost.
- Low Temp Motors, Stainless Steel Cabinet & Pan, and Copper Fin Coils are available. Contact your Sales Representative or Account Engineer for more information.
- Call Factory to know the pricing of Double Wall Insulated Drain Pan Option.

Walk-In Unit Coolers

Medium Profile

Electric Defrost Models & Options

When Do You Choose a Configurable Model?

- Choose when there is not a standard model listed or you want to add factory-installed options.
- When ordering a configurable model, remember to specify the voltage and fan motor type.

Climate Control Standard Model	Climate Control Config Model	FPI	List Price (\$US)	Climate Control IntelliGen™ Config Model	Climate Control IntelliGen™ Config. List Price (\$US)	Factory-Installed Options List Price Adders (\$US)					
						Electrical Options		Drain Pan Options	Mechanical Options		Coil Options
						Beacon II	Room TSTAT	Electric	TXV	TXV & LLSV	Bronz-Glow
CME620MA	CME620SA	6	20,073	CME620SGA	22,987	2,474	325	Standard	1,196	1,837	4,695
CML100MA	CML100SA	4.5	5,321	CML100SGA	8,235	2,474	325	Standard	615	937	1,948
CML165MA	CML165SA	4.5	7,533	CML165SGA	10,447	2,474	325	Standard	615	937	2,629
CML220MA	CML220SA	4.5	10,118	CML220SGA	13,032	2,474	325	Standard	615	937	2,756
CML250MA	CML250SA	4.5	10,754	CML250SGA	13,668	2,474	325	Standard	826	1,326	3,336
CML330MA	CML330SA	4.5	14,353	CML330SGA	17,267	2,474	325	Standard	826	1,326	3,520
CML370MA	CML370SA	4.5	15,823	CML370SGA	18,737	2,474	325	Standard	826	1,326	4,043
CML440MA	CML440SA	4.5	17,752	CML440SGA	20,666	2,474	325	Standard	826	1,326	4,286
CML530MA	CML530SA	4.5	19,326	CML530SGA	22,240	2,474	325	Standard	1,196	1,837	4,695
Electric Defrost Models with PSC Motors - 460/3/60											
CME101DA	CME101SA	6	5,141	CME101SGA	8,055	2,474	325	Standard	615	937	1,948
CME140DA	CME140SA	6	6,033	CME140SGA	8,947	2,474	325	Standard	615	937	1,948
CME190DA	CME190SA	6	8,300	CME190SGA	11,214	2,474	325	Standard	615	937	2,629
CME260DA	CME260SA	6	11,175	CME260SGA	14,089	2,474	325	Standard	615	937	2,756
CME310DA	CME310SA	6	12,314	CME310SGA	15,228	2,474	325	Standard	826	1,326	3,336
CME390DA	CME390SA	6	14,913	CME390SGA	17,827	2,474	325	Standard	826	1,326	3,520
CME430DA	CME430SA	6	16,436	CME430SGA	19,350	2,474	325	Standard	826	1,326	4,043
CME520DA	CME520SA	6	18,488	CME520SGA	21,402	2,474	325	Standard	826	1,326	4,286
CME620DA	CME620SA	6	20,073	CME620SGA	22,987	2,474	325	Standard	1,196	1,837	4,695
CML100DA	CML100SA	4.5	5,321	CML100SGA	8,235	2,474	325	Standard	615	937	1,948
CML165DA	CML165SA	4.5	7,533	CML165SGA	10,447	2,474	325	Standard	615	937	2,629
CML220DA	CML220SA	4.5	10,118	CML220SGA	13,032	2,474	325	Standard	615	937	2,756
CML250DA	CML250SA	4.5	10,754	CML250SGA	13,668	2,474	325	Standard	826	1,326	3,336
CML330DA	CML330SA	4.5	14,353	CML330SGA	17,267	2,474	325	Standard	826	1,326	3,520
CML370DA	CML370SA	4.5	15,823	CML370SGA	18,737	2,474	325	Standard	826	1,326	4,043
CML440DA	CML440SA	4.5	17,752	CML440SGA	20,666	2,474	325	Standard	826	1,326	4,286
CML530DA	CML530SA	4.5	19,326	CML530SGA	22,240	2,474	325	Standard	1,196	1,837	4,695
Electric Defrost Models with Totally-Enclosed PSC Motors - 208-230/1/60											
-	CME101SA	6	5,120	CME101SGA	8,034	2,474	325	Standard	615	937	1,948
-	CME140SA	6	6,014	CME140SGA	8,928	2,474	325	Standard	615	937	1,948
-	CME190SA	6	8,269	CME190SGA	11,183	2,474	325	Standard	615	937	2,629
-	CME260SA	6	11,143	CME260SGA	14,057	2,474	325	Standard	615	937	2,756
-	CME310SA	6	12,269	CME310SGA	15,183	2,474	325	Standard	826	1,326	3,336

Regulations Require EC or VSEC Motors!

Federal Energy Independence and Security Act of 2007 (H.R. 6)

Walk-Ins manufactured on or after 01/01/2009 and under 3,000 square feet in area with single phase evaporator fan motors less than 1 HP and less than 460V must be EC motors.

California Energy Commission Title 24, Section 126

Effective 01/01/2010, refrigerated warehouses with a total cold storage and frozen storage area exceeding 3,000 square feet with single phase evaporator fan motors less than 1 HP and less than 460V must be variable speed EC motors and controlled in response to space conditions.

Notes:

- Electric Defrost models have Adjustable Defrost Termination/Fan Delay.
- Beacon II™ must be ordered as a system.
- Variable Speed EC (VSEC) motors require a customer supplied 0-10V signal.
- TXV = Expansion Valve; LLSV = Liquid Line Solenoid Valve
- Molded fan guards are standard and wire fan guards optional at no additional cost.
- Low Temp Motors, Stainless Steel Cabinet & Pan, and Copper Fin Coils are available. Contact your Sales Representative or Account Engineer for more information.
- Call Factory to know the pricing of Double Wall Insulated Drain Pan Option.

Medium Profile

Electric Defrost Models & Options

When Do You Choose a Configurable Model?

- Choose when there is not a standard model listed or you want to add factory-installed options.
- When ordering a configurable model, remember to specify the voltage and fan motor type.

Climate Control Standard Model	Climate Control Config Model	FPI	List Price (\$US)	Climate Control IntelliGen™ Config Model	Climate Control IntelliGen™ Config. List Price (\$US)	Factory-Installed Options List Price Adders (\$US)					
						Electrical Options		Drain Pan Options	Mechanical Options		Coil Options
						Beacon II	Room TSTAT	Electric	TXV	TXV & LLSV	Bronz-Glow
-	CME390SA	6	14,866	CME390SGA	17,780	2,474	325	Standard	826	1,326	3,520
-	CML100SA	4.5	5,307	CML100SGA	8,221	2,474	325	Standard	615	937	1,948
-	CML165SA	4.5	7,501	CML165SGA	10,415	2,474	325	Standard	615	937	2,629
-	CML220SA	4.5	10,083	CML220SGA	12,997	2,474	325	Standard	615	937	2,756
-	CML250SA	4.5	10,998	CML250SGA	13,912	2,474	325	Standard	826	1,326	3,336
-	CML330SA	4.5	14,304	CML330SGA	17,218	2,474	325	Standard	826	1,326	3,520
Electric Defrost Models with Totally-Enclosed PSC Motors - 208-230/3/60											
-	CME101SA	6	5,120	CME101SGA	8,034	2,474	325	Standard	615	937	1,948
-	CME140SA	6	6,014	CME140SGA	8,928	2,474	325	Standard	615	937	1,948
-	CME190SA	6	8,269	CME190SGA	11,183	2,474	325	Standard	615	937	2,629
-	CME260SA	6	11,143	CME260SGA	14,057	2,474	325	Standard	615	937	2,756
-	CME310SA	6	12,269	CME310SGA	15,183	2,474	325	Standard	826	1,326	3,336
-	CME390SA	6	14,866	CME390SGA	17,780	2,474	325	Standard	826	1,326	3,520
-	CME430SA	6	16,373	CME430SGA	19,287	2,474	325	Standard	826	1,326	4,043
-	CME520SA	6	18,424	CME520SGA	21,338	2,474	325	Standard	826	1,326	4,286
-	CME620SA	6	19,992	CME620SGA	22,906	2,474	325	Standard	1,196	1,837	4,695
-	CML100SA	4.5	5,307	CML100SGA	8,221	2,474	325	Standard	615	937	1,948
-	CML165SA	4.5	7,501	CML165SGA	10,415	2,474	325	Standard	615	937	2,629
-	CML220SA	4.5	10,083	CML220SGA	12,997	2,474	325	Standard	615	937	2,756
-	CML250SA	4.5	10,998	CML250SGA	13,912	2,474	325	Standard	826	1,326	3,336
-	CML330SA	4.5	14,304	CML330SGA	17,218	2,474	325	Standard	826	1,326	3,520
-	CML370SA	4.5	15,762	CML370SGA	18,676	2,474	325	Standard	826	1,326	4,043
-	CML440SA	4.5	17,694	CML440SGA	20,608	2,474	325	Standard	826	1,326	4,286
-	CML530SA	4.5	19,248	CML530SGA	22,162	2,474	325	Standard	1,196	1,837	4,695
Electric Defrost Models with Totally-Enclosed PSC Motors - 460/1/60											
-	CME101SA	6	5,413	CME101SGA	8,327	2,474	325	Standard	615	937	1,948
-	CME140SA	6	6,305	CME140SGA	9,219	2,474	325	Standard	615	937	1,948
-	CME190SA	6	8,844	CME190SGA	11,758	2,474	325	Standard	615	937	2,629
-	CME260SA	6	11,719	CME260SGA	14,633	2,474	325	Standard	615	937	2,756
-	CME310SA	6	13,130	CME310SGA	16,044	2,474	325	Standard	826	1,326	3,336
-	CME390SA	6	15,729	CME390SGA	18,643	2,474	325	Standard	826	1,326	3,520
-	CME430SA	6	17,524	CME430SGA	20,438	2,474	325	Standard	826	1,326	4,043

Regulations Require EC or VSEC Motors!

Federal Energy Independence and Security Act of 2007 (H.R. 6)

Walk-Ins manufactured on or after 01/01/2009 and under 3,000 square feet in area with single phase evaporator fan motors less than 1 HP and less than 460V must be EC motors.

California Energy Commission Title 24, Section 126

Effective 01/01/2010, refrigerated warehouses with a total cold storage and frozen storage area exceeding 3,000 square feet with single phase evaporator fan motors less than 1 HP and less than 460V must be variable speed EC motors and controlled in response to space conditions.

Notes:

- Electric Defrost models have Adjustable Defrost Termination/Fan Delay.
- Beacon II™ must be ordered as a system.
- Variable Speed EC (VSEC) motors require a customer supplied 0-10V signal.
- TXV = Expansion Valve; LLSV = Liquid Line Solenoid Valve
- Molded fan guards are standard and wire fan guards optional at no additional cost.
- Low Temp Motors, Stainless Steel Cabinet & Pan, and Copper Fin Coils are available. Contact your Sales Representative or Account Engineer for more information.
- Call Factory to know the pricing of Double Wall Insulated Drain Pan Option.

Walk-In Unit Coolers

Medium Profile

Electric Defrost Models & Options

When Do You Choose a Configurable Model?

- Choose when there is not a standard model listed or you want to add factory-installed options.
- When ordering a configurable model, remember to specify the voltage and fan motor type.

Climate Control Standard Model	Climate Control Config Model	FPI	List Price (\$US)	Climate Control IntelliGen™ Config Model	Climate Control IntelliGen™ Config. List Price (\$US)	Factory-Installed Options List Price Adders (\$US)					
						Electrical Options		Drain Pan Options	Mechanical Options		Coil Options
						Beacon II	Room TSTAT	Electric	TXV	TXV & LLSV	Bronz-Glow
-	CME520SA	6	19,576	CME520SGA	22,490	2,474	325	Standard	826	1,326	4,286
-	CME620SA	6	21,433	CME620SGA	24,347	2,474	325	Standard	1,196	1,837	4,695
-	CML100SA	4.5	5,593	CML100SGA	8,507	2,474	325	Standard	615	937	1,948
-	CML165SA	4.5	8,077	CML165SGA	10,991	2,474	325	Standard	615	937	2,629
-	CML220SA	4.5	10,662	CML220SGA	13,576	2,474	325	Standard	615	937	2,756
-	CML250SA	4.5	11,570	CML250SGA	14,484	2,474	325	Standard	826	1,326	3,336
-	CML330SA	4.5	15,169	CML330SGA	18,083	2,474	325	Standard	826	1,326	3,520
-	CML370SA	4.5	16,911	CML370SGA	19,825	2,474	325	Standard	826	1,326	4,043
-	CML440SA	4.5	18,840	CML440SGA	21,754	2,474	325	Standard	826	1,326	4,286
-	CML530SA	4.5	20,686	CML530SGA	23,600	2,474	325	Standard	1,196	1,837	4,695
Electric Defrost Models with Totally-Enclosed PSC Motors - 460/3/60											
-	CME101SA	6	5,413	CME101SGA	8,327	2,474	325	Standard	615	937	1,948
-	CME140SA	6	6,305	CME140SGA	9,219	2,474	325	Standard	615	937	1,948
-	CME190SA	6	8,844	CME190SGA	11,758	2,474	325	Standard	615	937	2,629
-	CME260SA	6	11,719	CME260SGA	14,633	2,474	325	Standard	615	937	2,756
-	CME310SA	6	13,130	CME310SGA	16,044	2,474	325	Standard	826	1,326	3,336
-	CME390SA	6	15,729	CME390SGA	18,643	2,474	325	Standard	826	1,326	3,520
-	CME430SA	6	17,524	CME430SGA	20,438	2,474	325	Standard	826	1,326	4,043
-	CME520SA	6	19,576	CME520SGA	22,490	2,474	325	Standard	826	1,326	4,286
-	CME620SA	6	21,433	CME620SGA	24,347	2,474	325	Standard	1,196	1,837	4,695
-	CML100SA	4.5	5,593	CML100SGA	8,507	2,474	325	Standard	615	937	1,948
-	CML165SA	4.5	8,077	CML165SGA	10,991	2,474	325	Standard	615	937	2,629
-	CML220SA	4.5	10,662	CML220SGA	13,576	2,474	325	Standard	615	937	2,756
-	CML250SA	4.5	11,570	CML250SGA	14,484	2,474	325	Standard	826	1,326	3,336
-	CML330SA	4.5	15,169	CML330SGA	18,083	2,474	325	Standard	826	1,326	3,520
-	CML370SA	4.5	16,911	CML370SGA	19,825	2,474	325	Standard	826	1,326	4,043
-	CML440SA	4.5	18,840	CML440SGA	21,754	2,474	325	Standard	826	1,326	4,286
-	CML530SA	4.5	20,686	CML530SGA	23,600	2,474	325	Standard	1,196	1,837	4,695

Regulations Require EC or VSEC Motors!

Federal Energy Independence and Security Act of 2007 (H.R. 6)

Walk-Ins manufactured on or after 01/01/2009 and under 3,000 square feet in area with single phase evaporator fan motors less than 1 HP and less than 460V must be EC motors.

California Energy Commission Title 24, Section 126

Effective 01/01/2010, refrigerated warehouses with a total cold storage and frozen storage area exceeding 3,000 square feet with single phase evaporator fan motors less than 1 HP and less than 460V must be variable speed EC motors and controlled in response to space conditions.

Notes:

- Electric Defrost models have Adjustable Defrost Termination/Fan Delay.
- Beacon II™ must be ordered as a system.
- Variable Speed EC (VSEC) motors require a customer supplied 0-10V signal.
- TXV = Expansion Valve; LLSV = Liquid Line Solenoid Valve
- Molded fan guards are standard and wire fan guards optional at no additional cost.
- Low Temp Motors, Stainless Steel Cabinet & Pan, and Copper Fin Coils are available. Contact your Sales Representative or Account Engineer for more information.
- Call Factory to know the pricing of Double Wall Insulated Drain Pan Option.

Medium Profile

Hot Gas Defrost Models & Options

When Do You Choose a Configurable Model?

- Choose when there is not a standard model listed or you want to add factory-installed options.
- When ordering a configurable model, remember to specify the voltage and fan motor type.

Climate Control Standard Model	Climate Control Config Model	FPI	List Price (\$US)	Factory-Installed Options List Price Adders (\$US)				
				Drain Pan Options			Mechanical Options	Coil Options
				Electric	Hot Gas Loop	Double Wall Insulated	TXV	Bronz-Glow or ElectroFin
Hot Gas Defrost Models with VSEC Motors - 115/1/60								
-	CMG190SA	6	9,096	Standard	735	Call Factory	615	2,477
-	CMG260SA	6	11,735	Standard	735	Call Factory	615	2,629
-	CMG310SA	6	13,512	Standard	883	Call Factory	826	3,116
-	CMG390SA	6	15,966	Standard	883	Call Factory	826	3,336
-	CMG430SA	6	18,032	Standard	1,029	Call Factory	1,196	3,755
-	CMG520SA	6	19,964	Standard	1,029	Call Factory	1,196	4,043
-	CMF165SA	4.5	8,874	Standard	735	Call Factory	615	2,477
-	CMF220SA	4.5	11,504	Standard	735	Call Factory	615	2,629
-	CMF250SA	4.5	13,189	Standard	883	Call Factory	826	3,116
-	CMF330SA	4.5	15,498	Standard	883	Call Factory	826	3,336
-	CMF370SA	4.5	17,524	Standard	1,029	Call Factory	1,196	3,755
-	CMF440SA	4.5	19,392	Standard	1,029	Call Factory	1,196	4,043
Hot Gas Defrost Models with VSEC Motors - 208-230/1/60								
-	CMG190SA	6	9,240	Standard	735	Call Factory	615	2,477
-	CMG260SA	6	11,951	Standard	735	Call Factory	615	2,629
-	CMG310SA	6	13,726	Standard	883	Call Factory	826	3,116
-	CMG390SA	6	16,181	Standard	883	Call Factory	826	3,336
-	CMG430SA	6	18,320	Standard	1,029	Call Factory	1,196	3,755
-	CMG520SA	6	20,251	Standard	1,029	Call Factory	1,196	4,043
-	CMF165SA	4.5	9,018	Standard	735	Call Factory	615	2,477
-	CMF220SA	4.5	11,650	Standard	735	Call Factory	615	2,629
-	CMF250SA	4.5	13,400	Standard	883	Call Factory	826	3,116
-	CMF330SA	4.5	15,715	Standard	883	Call Factory	826	3,336
-	CMF370SA	4.5	17,815	Standard	1,029	Call Factory	1,196	3,755
-	CMF440SA	4.5	19,684	Standard	1,029	Call Factory	1,196	4,043
Hot Gas Defrost Models with EC Motors - 115/1/60								
-	CMG190SA	6	8,572	Standard	735	Call Factory	615	2,477
-	CMG260SA	6	11,211	Standard	735	Call Factory	615	2,629

Regulations Require EC or VSEC Motors!

Federal Energy Independence and Security Act of 2007 (H.R. 6)

Walk-Ins manufactured on or after 01/01/2009 and under 3,000 square feet in area with single phase evaporator fan motors less than 1 HP and less than 460V must be EC motors.

California Energy Commission Title 24, Section 126

Effective 01/01/2010, refrigerated warehouses with a total cold storage and frozen storage area exceeding 3,000 square feet with single phase evaporator fan motors less than 1 HP and less than 460V must be variable speed EC motors and controlled in response to space conditions.

Notes:

- Adjustable Defrost Term/Fan Relay standard.
- Variable Speed EC (VSEC) motors require a customer supplied 0-10V signal.
- TXV = Expansion Valve
- Molded fan guards are standard and wire fan guards optional at no additional cost.
- When using hot gas defrost units on 0°F degree applications and below, an insulated drain pan is required for models with hot gas drain pans.
- Low Temp Motors, Stainless Steel Cabinet & Pan, and Copper Fin Coils are available. Contact your Sales Representative or Account Engineer for more information.
- Must specify which coating at time of order entry.

Medium Profile

Hot Gas Defrost Models & Options

When Do You Choose a Configurable Model?

- Choose when there is not a standard model listed or you want to add factory-installed options.
- When ordering a configurable model, remember to specify the voltage and fan motor type.

Climate Control Standard Model	Climate Control Config Model	FPI	List Price (\$US)	Factory-Installed Options List Price Adders (\$US)				
				Drain Pan Options			Mechanical Options	Coil Options
				Electric	Hot Gas Loop	Double Wall Insulated	TXV	Bronz-Glow or ElectroFin
-	CMG310SA	6	12,726	Standard	883	Call Factory	826	3,116
-	CMG390SA	6	15,180	Standard	883	Call Factory	826	3,336
-	CMG430SA	6	16,984	Standard	1,029	Call Factory	1,196	3,755
-	CMG520SA	6	18,916	Standard	1,029	Call Factory	1,196	4,043
-	CMF165SA	4.5	8,350	Standard	735	Call Factory	615	2,477
-	CMF220SA	4.5	10,980	Standard	735	Call Factory	615	2,629
-	CMF250SA	4.5	12,403	Standard	883	Call Factory	826	3,116
-	CMF330SA	4.5	14,712	Standard	883	Call Factory	826	3,336
-	CMF370SA	4.5	16,476	Standard	1,029	Call Factory	1,196	3,755
-	CMF440SA	4.5	18,344	Standard	1,029	Call Factory	1,196	4,043
Hot Gas Defrost Models with EC Motors - 208-230/1/60								
-	CMG190SA	6	8,716	Standard	735	Call Factory	615	2,477
-	CMG260SA	6	11,427	Standard	735	Call Factory	615	2,629
-	CMG310SA	6	12,940	Standard	883	Call Factory	826	3,116
-	CMG390SA	6	15,395	Standard	883	Call Factory	826	3,336
-	CMG430SA	6	17,272	Standard	1,029	Call Factory	1,196	3,755
-	CMG520SA	6	19,203	Standard	1,029	Call Factory	1,196	4,043
-	CMF165SA	4.5	8,494	Standard	735	Call Factory	615	2,477
-	CMF220SA	4.5	11,126	Standard	735	Call Factory	615	2,629
-	CMF250SA	4.5	12,614	Standard	883	Call Factory	826	3,116
-	CMF330SA	4.5	14,929	Standard	883	Call Factory	826	3,336
-	CMF370SA	4.5	16,767	Standard	1,029	Call Factory	1,196	3,755
-	CMF440SA	4.5	18,636	Standard	1,029	Call Factory	1,196	4,043
Hot Gas Defrost Models with PSC Motors - 115/1/60								
CMG190AA	CMG190SA	6	7,148	Standard	735	Call Factory	615	2,477
CMG260AA	CMG260SA	6	9,787	Standard	735	Call Factory	615	2,629
CMG310AA	CMG310SA	6	10,590	Standard	883	Call Factory	826	3,116
CMG390AA	CMG390SA	6	13,044	Standard	883	Call Factory	826	3,336
CMG430AA	CMG430SA	6	14,136	Standard	1,029	Call Factory	1,196	3,755

Regulations Require EC or VSEC Motors!

Federal Energy Independence and Security Act of 2007 (H.R. 6)

Walk-Ins manufactured on or after 01/01/2009 and under 3,000 square feet in area with single phase evaporator fan motors less than 1 HP and less than 460V must be EC motors.

California Energy Commission Title 24, Section 126

Effective 01/01/2010, refrigerated warehouses with a total cold storage and frozen storage area exceeding 3,000 square feet with single phase evaporator fan motors less than 1 HP and less than 460V must be variable speed EC motors and controlled in response to space conditions.

Notes:

- Adjustable Defrost Term/Fan Delay standard.
- Variable Speed EC (VSEC) motors require a customer supplied 0-10V signal.
- TXV = Expansion Valve
- Molded fan guards are standard and wire fan guards optional at no additional cost.
- When using hot gas defrost units on 0°F degree applications and below, an insulated drain pan is required for models with hot gas drain pans.
- Low Temp Motors, Stainless Steel Cabinet & Pan, and Copper Fin Coils are available. Contact your Sales Representative or Account Engineer for more information.
- Must specify which coating at time of order entry.

Medium Profile

Hot Gas Defrost Models & Options

When Do You Choose a Configurable Model?

- Choose when there is not a standard model listed or you want to add factory-installed options.
- When ordering a configurable model, remember to specify the voltage and fan motor type.

Climate Control Standard Model	Climate Control Config Model	FPI	List Price (\$US)	Factory-Installed Options List Price Adders (\$US)				
				Drain Pan Options			Mechanical Options	Coil Options
				Electric	Hot Gas Loop	Double Wall Insulated	TXV	Bronz-Glow or ElectroFin
CMG520AA	CMG520SA	6	16,068	Standard	1,029	Call Factory	1,196	4,043
CMF165AA	CMF165SA	4.5	6,926	Standard	735	Call Factory	615	2,477
CMF220AA	CMF220SA	4.5	9,556	Standard	735	Call Factory	615	2,629
CMF250AA	CMF250SA	4.5	10,267	Standard	883	Call Factory	826	3,116
CMF330AA	CMF330SA	4.5	12,576	Standard	883	Call Factory	826	3,336
CMF370AA	CMF370SA	4.5	13,628	Standard	1,029	Call Factory	1,196	3,755
CMF440AA	CMF440SA	4.5	15,496	Standard	1,029	Call Factory	1,196	4,043
Hot Gas Defrost Models with PSC Motors - 208-230/1/60								
CMG190BA	CMG190SA	6	7,292	Standard	735	Call Factory	615	2,477
CMG260BA	CMG260SA	6	10,003	Standard	735	Call Factory	615	2,629
CMG310BA	CMG310SA	6	10,804	Standard	883	Call Factory	826	3,116
CMG390BA	CMG390SA	6	13,259	Standard	883	Call Factory	826	3,336
CMG430BA	CMG430SA	6	14,424	Standard	1,029	Call Factory	1,196	3,755
CMG520BA	CMG520SA	6	16,355	Standard	1,029	Call Factory	1,196	4,043
CMF165BA	CMF165SA	4.5	7,070	Standard	735	Call Factory	615	2,477
CMF220BA	CMF220SA	4.5	9,702	Standard	735	Call Factory	615	2,629
CMF250BA	CMF250SA	4.5	10,478	Standard	883	Call Factory	826	3,116
CMF330BA	CMF330SA	4.5	12,793	Standard	883	Call Factory	826	3,336
CMF370BA	CMF370SA	4.5	13,919	Standard	1,029	Call Factory	1,196	3,755
CMF440BA	CMF440SA	4.5	15,788	Standard	1,029	Call Factory	1,196	4,043
Hot Gas Defrost Models with PSC Motors - 460/1/60								
CMG190MA	CMG190SA	6	7,878	Standard	735	Call Factory	615	2,477
CMG260MA	CMG260SA	6	10,589	Standard	735	Call Factory	615	2,629
CMG310MA	CMG310SA	6	11,687	Standard	883	Call Factory	826	3,116
CMG390MA	CMG390SA	6	14,157	Standard	883	Call Factory	826	3,336
CMG430MA	CMG430SA	6	15,593	Standard	1,029	Call Factory	1,196	3,755
CMG520MA	CMG520SA	6	17,530	Standard	1,029	Call Factory	1,196	4,043
CMF165MA	CMF165SA	4.5	7,653	Standard	735	Call Factory	615	2,477
CMF220MA	CMF220SA	4.5	10,289	Standard	735	Call Factory	615	2,629

Regulations Require EC or VSEC Motors!

Federal Energy Independence and Security Act of 2007 (H.R. 6)

Walk-Ins manufactured on or after 01/01/2009 and under 3,000 square feet in area with single phase evaporator fan motors less than 1 HP and less than 460V must be EC motors.

California Energy Commission Title 24, Section 126

Effective 01/01/2010, refrigerated warehouses with a total cold storage and frozen storage area exceeding 3,000 square feet with single phase evaporator fan motors less than 1 HP and less than 460V must be variable speed EC motors and controlled in response to space conditions.

Notes:

- Adjustable Defrost Term/Fan Delay standard.
- Variable Speed EC (VSEC) motors require a customer supplied 0-10V signal.
- TXV = Expansion Valve
- Molded fan guards are standard and wire fan guards optional at no additional cost.
- When using hot gas defrost units on 0°F degree applications and below, an insulated drain pan is required for models with hot gas drain pans.
- Low Temp Motors, Stainless Steel Cabinet & Pan, and Copper Fin Coils are available. Contact your Sales Representative or Account Engineer for more information.
- Must specify which coating at time of order entry.

Medium Profile

Hot Gas Defrost Models & Options

When Do You Choose a Configurable Model?

- Choose when there is not a standard model listed or you want to add factory-installed options.
- When ordering a configurable model, remember to specify the voltage and fan motor type.

Climate Control Standard Model	Climate Control Config Model	FPI	List Price (\$US)	Factory-Installed Options List Price Adders (\$US)				
				Drain Pan Options			Mechanical Options	Coil Options
				Electric	Hot Gas Loop	Double Wall Insulated	TXV	Bronz-Glow or ElectroFin
CMF250MA	CMF250SA	4.5	11,362	Standard	883	Call Factory	826	3,116
CMF330MA	CMF330SA	4.5	13,694	Standard	883	Call Factory	826	3,336
CMF370MA	CMF370SA	4.5	15,088	Standard	1,029	Call Factory	1,196	3,755
CMF440MA	CMF440SA	4.5	16,957	Standard	1,029	Call Factory	1,196	4,043
Hot Gas Defrost Models with Totally-Enclosed PSC Motors - 208-230/1/60								
-	CMG190SA	6	7,836	Standard	735	Call Factory	615	2,477
-	CMG260SA	6	10,547	Standard	735	Call Factory	615	2,629
-	CMG310SA	6	11,620	Standard	883	Call Factory	826	3,116
-	CMG390SA	6	14,075	Standard	883	Call Factory	826	3,336
-	CMG430SA	6	15,512	Standard	1,029	Call Factory	1,196	3,755
-	CMG520SA	6	17,443	Standard	1,029	Call Factory	1,196	4,043
-	CMF165SA	4.5	7,614	Standard	735	Call Factory	615	2,477
-	CMF220SA	4.5	10,246	Standard	735	Call Factory	615	2,629
-	CMF250SA	4.5	11,294	Standard	883	Call Factory	826	3,116
-	CMF330SA	4.5	13,609	Standard	883	Call Factory	826	3,336
-	CMF370SA	4.5	15,007	Standard	1,029	Call Factory	1,196	3,755
-	CMF440SA	4.5	16,876	Standard	1,029	Call Factory	1,196	4,043
Hot Gas Defrost Models with Totally-Enclosed PSC Motors - 460/1/60								
-	CMG190SA	6	8,422	Standard	735	Call Factory	615	2,477
-	CMG260SA	6	11,133	Standard	735	Call Factory	615	2,629
-	CMG310SA	6	12,503	Standard	883	Call Factory	826	3,116
-	CMG390SA	6	14,973	Standard	883	Call Factory	826	3,336
-	CMG430SA	6	16,681	Standard	1,029	Call Factory	1,196	3,755
-	CMG520SA	6	18,618	Standard	1,029	Call Factory	1,196	4,043
-	CMF165SA	4.5	8,197	Standard	735	Call Factory	615	2,477
-	CMF220SA	4.5	10,833	Standard	735	Call Factory	615	2,629
-	CMF250SA	4.5	12,178	Standard	883	Call Factory	826	3,116
-	CMF330SA	4.5	14,510	Standard	883	Call Factory	826	3,336
-	CMF370SA	4.5	16,176	Standard	1,029	Call Factory	1,196	3,755
-	CMF440SA	4.5	18,045	Standard	1,029	Call Factory	1,196	4,043

Regulations Require EC or VSEC Motors!

Federal Energy Independence and Security Act of 2007 (H.R. 6)

Walk-Ins manufactured on or after 01/01/2009 and under 3,000 square feet in area with single phase evaporator fan motors less than 1 HP and less than 460V must be EC motors.

California Energy Commission Title 24, Section 126

Effective 01/01/2010, refrigerated warehouses with a total cold storage and frozen storage area exceeding 3,000 square feet with single phase evaporator fan motors less than 1 HP and less than 460V must be variable speed EC motors and controlled in response to space conditions.

Notes:

- Adjustable Defrost Term/Fan Delay standard.
- Variable Speed EC (VSEC) motors require a customer supplied 0-10V signal.
- TXV = Expansion Valve
- Molded fan guards are standard and wire fan guards optional at no additional cost.
- When using hot gas defrost units on 0°F degree applications and below, an insulated drain pan is required for models with hot gas drain pans.
- Low Temp Motors, Stainless Steel Cabinet & Pan, and Copper Fin Coils are available. Contact your Sales Representative or Account Engineer for more information.
- Must specify which coating at time of order entry.

Medium Profile

Hot Gas Reverse Cycle Kits

Need a Hot Gas Reverse Cycle Kit?

Need help? Please contact your local Sales Representative or Account Engineer for assistance.

Kits for Models with Standard Electric Pan

Hot Gas Models Used On		Factory-Installed		Shipped-Loose	
CMG	CMF	Option Code	List Price Adder (\$US)	Part Number	List Price (\$US)
190 - 260	165 - 220	RCK.EP-1	2,747	89867601	412
310 - 520	250 - 440	RCK.EP-2	3,038	89867602	607

Notes:

- Factory-installed kits include expansion valve and TXV bypass check valve assembly. Specify valve model style, refrigerant, and SST on order.
- Shipped-loose kits include one check valve and piping for TXV bypass around expansion valve. Kit does not include expansion valve.

Kits for Models with Optional Hot Gas Pan

Hot Gas Models Used On		Factory-Installed		Shipped-Loose	
CMG	CMF	Option Code	List Price Adder (\$US)	Part Number	List Price (\$US)
190	165	RCK.HGP-1	3,586	89869403 + 89867601	1,044
260	220	RCK.HGP-2	4,222	89869402 + 89867601	1,283
310 - 390	250 - 330	RCK.HGP-3	4,514	89869402 + 89867602	1,464
430 - 520	370 - 440	RCK.HGP-4	4,681	89869401 + 89867602	1,564

Notes:

- Factory installed kits included expansion valve, TXV Bypass check valve assembly, suction check valve assembly, and drain pan check valve assembly. Kit does not include hot gas pan price. Specify valve model style, refrigerant, and SST on order.
- Shipped-loose kits include one check valve and piping for TXV bypass around expansion valve, one check valve and piping for drain pan assembly and one check valve and piping for suction assembly. Kit does not include Hot gas pan pricing. Kit does not include expansion valve.

Hot Gas 3-Pipe Kits Available.

Contact your local sales representative or Account Engineer for more information.

Walk-In Unit Coolers

Medium Profile

Shipped-Loose Accessories

A wide range of shipped-loose accessories are available to order. Can't Find Something or need help selecting the appropriate accessory for your unit? Please contact your local Sales Representative or Account Engineer for assistance

Part Number	Description	List Price (\$US)	Notes
Room Thermostats			
2891040	Room Thermostat	309	-
28963301	Electronic Room Thermostat	502	-
Air Sock Collars			
89865801	Collar for Air Sock (18" fan)	254	Must be used with wire fan guards. Must order 1 per fan.
Defrost Controls			
21340101	Electric Defrost Timer (60 Hz)	362	-
5505-R	30-Amp Contactor	387	Use as fan or heater contactor
5738-N	50-Amp Contactor	440	Use Interlink part 2252340
Check Valves			
5890C	7/8" Suction Line Check Valve	217	-
5889C	1 1/8" Suction Line Check Valve	423	-
2933022	1 3/8" Suction Line Check Valve	874	-
5731F	1 5/8" Suction Line Check Valve	881	-
Drain Line Heaters			
5508Q	6 ft. Drain Line Heater (208-230V, 42 Watts)	157	-
5594P	12 ft. Drain Line Heater (208-230V, 84 Watts)	171	-
5595P	18 ft. Drain Line Heater (208-230V, 126 Watts)	203	-
5596P	36 ft. Drain Line Heater (208-230V, 252 Watts)	311	-
5597P	60 ft. Drain Line Heater (208-230V, 420 Watts)	573	-
Heat Exchangers			
24200005	Heat Exchanger used on 130 Air Defrost Model and 100 - 140 Electric Defrost Models	282	3/8" Liquid Connection OD, 7/8" Suction Connection OD, 14" Length, 2lbs Approx. Ship Wt.
24200007	Heat Exchanger used on 155 - 300 Air Defrost Models and 165 - 190 Electric & Hot Gas Defrost Models	329	1/2" Liquid Connection OD, 1 1/8" Suction Connection OD, 14" Length, 2lbs Approx. Ship Wt.
24200008	Heat Exchanger used on 365 - 450 Air Defrost Models, 260 - 390 (6 FPI) Electric & Hot Gas Defrost Models, and 220 - 330 (4 FPI) Electric & Hot Gas Defrost Models	552	5/8" Liquid Connection OD, 1 3/8" Suction Connection OD, 14" Length, 3lbs Approx. Ship Wt.
24200009	Heat Exchanger used on 510 - 710 Air Defrost Models and 370 - 620 Electric & Hot Gas Defrost Models	605	7/8" Liquid Connection OD, 1 5/8" Suction Connection OD, 16" Length, 4lbs Approx. Ship Wt.

Expansion Valves (TXV)

When placing order, please specify refrigerant type, saturated suction temperature (SST), liquid temperature, and room temperature.

Part Number	List Price (\$US)	Capacity Range (BTUH)
TXV024	359	24,000 BTUH and under
TXV036	359	24,000 BTUH to 36,000 BTUH
TXV060	583	36,000 BTUH to 60,000 BTUH
TXV120	738	60,000 BTUH to 120,000 BTUH
TXV360	930	120,000 BTUH to 360,000 BTUH

Liquid-line Solenoid Valves (LLSV)

Part Number	List Price (\$US)	Size	Capacity Range (R-404A)	
			Medium Temperature Application (BTUH)	Low Temperature Application (BTUH)
29318013	371	3/8	12,000 BTUH and under	11,000 BTUH and under
4502Z	371	3/8	12,000 BTUH to 24,000 BTUH	11,000 BTUH to 21,000 BTUH
29318011	371	3/8	24,000 BTUH to 44,000 BTUH	21,000 BTUH to 38,000 BTUH
29318012	371	1/2	36,000 BTUH to 51,000 BTUH	31,000 BTUH to 44,000 BTUH
5766Y	371	1/2	51,000 BTUH to 72,000 BTUH	44,000 BTUH to 62,000 BTUH
5768Y	492	5/8	72,000 BTUH to 144,000 BTUH	62,000 BTUH to 120,000 BTUH

Large Unit Coolers

Overview

Section 1



Product Description

The large unit cooler line, available in air, electric, and hot gas defrost, is ideal for warehouse cooler/freezer applications. These superior quality, heavy duty evaporators are available in a wide range of capacities to support many applications. Opting for EC motors or the Beacon II™ Refrigeration System makes this product qualified to be included in the **E Solutions™** product portfolio because of increased energy efficiency and cost savings.

Certifications



Standard Features

Ease of Installation & Service

- Liquid line solenoid wiring harness for faster installation
- Standardized terminal board for easier field wiring
- Hinged drain pan and access panels for easy servicing
- Suction Schrader fitting for easier suction temperature measurement
- Captive fasteners on access panels for easy servicing — no fumbling with loose bolts and nuts

Reliable & Durable

- Thermo-Flex™ (with five-year limited warranty) is innovative, eliminates leaks, and reduces risk of refrigerant loss
- Mill finish aluminum provides an attractive design and structurally sound cabinet
- PVC coated steel wire fan guards

Performance

- 850 rpm motors are quiet and reliable
- Long air throw is ideal for large warehouse and industrial application
- High CFM motors

Versatile

- Adjustable defrost control can be customized per application
- Available with air, electric, or hot gas defrost
- Beacon II™ compatible
- Many motors and voltages available

Nomenclature

CH	A	850	C	G	P	A
Model Series	Model Type	Capacity	Electrical Code	Control Option	Optional Motor	Vintage
CH = Climate Control Large Unit Coolers	A = Air Deforst, 6 or 8 FPI E = Electric Deforst, 6 FPI L = Electric Deforst, 4.5 FPI G = Hot Gas Defrost, 6 FPI F = Hot Gas Defrost, 4.5 FPI	# x 100 = BTUH	B = 208-230/1/60 C = 208-230/3/60 D = 460/3/60 M = 460/1/60 E = 573/3/60 X = 380-400/3/50 Y = 200-220/1/50 S = Configurable	G = intelliGen™ <small>*only available on Air and Electric Defrost Models</small>	T = Totally Enclosed Motors V = High CFM Option P = 3-Phase Motor	

Refrigerated Warehouse Unit Coolers



Large Unit Coolers

Air Defrost Models & Options

When Do You Choose a Configurable Model?

- Choose when there is not a standard model listed or you want to add factory-installed options.
- When ordering a configurable model, remember to specify the voltage and fan motor type.

Climate Control Standard Model	Climate Control Config Model	List Price (\$US)	Climate Control IntelliGen™ Config Model	Climate Control IntelliGen™ Config. List Price (\$US)	Factory-Installed Options List Price Adders (\$US)					
					Electrical Options		Mechanical Options		Coil Options	
					Beacon II	Room TSTAT	TXV	TXV & LLSV	Polyester Fin Protection	Bronz-Glow or ElectroFin
Air Defrost Models with Totally Enclosed VFD Approved Motors - 208-230/3/60										
-	CHA520SA	13,675	CHA520SGA	18,768	4,662	325	1,099	1,709	1,458	4,199
-	CHA630SA	15,076	CHA630SGA	20,169	4,662	325	1,099	1,709	1,458	4,334
-	CHA750SA	18,574	CHA750SGA	23,667	4,662	325	1,099	1,709	1,548	5,189
-	CHA850SA	19,980	CHA850SGA	25,073	4,662	325	1,099	1,709	1,548	5,189
-	CHA930SA	21,898	CHA930SGA	26,991	4,662	325	1,304	2,064	1,665	6,357
-	CHA1100SA	23,829	CHA1100SGA	28,922	4,662	325	1,304	2,064	1,665	6,357
-	CHA1170SA	29,179	CHA1170SGA	34,272	4,662	325	1,304	2,064	1,782	7,368
-	CHA1400SA	32,691	CHA1400SGA	Call Factory	4,662	325	1,304	2,064	1,782	7,368
-	CHA1610SA	34,448	CHA1610SGA	Call Factory	4,662	325	1,607	Call Factory	1,782	8,042
-	CHA1900SA	40,425	CHA1900SGA	Call Factory	4,662	325	1,425	2,275	2,867	10,042
-	CHA2160SA	44,639	CHA2160SGA	Call Factory	4,662	325	1,425	2,275	2,107	10,510
-	CHA2200SA	44,055	CHA2200SGA	Call Factory	4,662	325	1,425	2,275	2,867	11,393
-	CHA2440SA	50,909	CHA2440SGA	Call Factory	4,662	325	1,425	2,275	2,867	12,759
-	CHA2500SA	49,501	CHA2500SGA	Call Factory	4,662	325	1,425	2,275	2,337	11,938
-	CHA2780SA	53,190	CHA2780SGA	Call Factory	4,662	325	1,425	2,275	2,337	13,377
Air Defrost Models with Totally Enclosed VFD Approved Motors - 460/3/60										
-	CHA520SA	13,675	CHA520SGA	18,768	4,662	325	1,099	1,709	1,458	4,199
-	CHA630SA	15,076	CHA630SGA	20,169	4,662	325	1,099	1,709	1,458	4,334
-	CHA750SA	18,574	CHA750SGA	23,667	4,662	325	1,099	1,709	1,548	5,189
-	CHA850SA	19,980	CHA850SGA	25,073	4,662	325	1,099	1,709	1,548	5,189
-	CHA930SA	21,898	CHA930SGA	26,991	4,662	325	1,304	2,064	1,665	6,357
-	CHA1100SA	23,829	CHA1100SGA	28,922	4,662	325	1,304	2,064	1,665	6,357
-	CHA1170SA	29,179	CHA1170SGA	34,272	4,662	325	1,304	2,064	1,782	7,368
-	CHA1400SA	32,691	CHA1400SGA	Call Factory	4,662	325	1,304	2,064	1,782	7,368
-	CHA1610SA	34,448	CHA1610SGA	Call Factory	4,662	325	1,607	Call Factory	1,782	8,042
-	CHA1900SA	40,425	CHA1900SGA	Call Factory	4,662	325	1,425	2,275	2,867	10,042
-	CHA2160SA	44,639	CHA2160SGA	Call Factory	4,662	325	1,425	2,275	2,107	10,510
-	CHA2200SA	44,055	CHA2200SGA	Call Factory	4,662	325	1,425	2,275	2,867	11,393
-	CHA2440SA	50,909	CHA2440SGA	Call Factory	4,662	325	1,425	2,275	2,867	12,759

Regulation Requires VFD Approved Motors!

California Energy Commission Title 24, Section 126

Effective 01/01/2010, refrigerated warehouses with a total cold storage and frozen storage area exceeding 3,000 square feet must be variable speed and controlled in response to space conditions. Single phase evaporator fan motors less than 1 HP and less than 460V must be variable speed EC motors. Exception: Evaporators served by a single compressor without unloading capability.

Notes:

- Beacon II™ must be ordered as a system. Models 1610, 2440, 2500, 2780 and the models 1900, 2160, 2200 (when used with 404A) require special split circuiting.
- Customer to supply VFD to control VFD approved motors.
- TXV = Expansion Valve; LLSV = Liquid Line Solenoid Valve
- Double Wall Insulated Pans, Stainless Steel Cabinet & Pan, Drain Pan Baffles, Electric Re-Heat Option, Dual Circuited Coils, and Copper Fin Coils are available. Contact your Sales Representative or Account Engineer for more information.
- Must specify which coating at time of order entry.

Large Unit Coolers

Air Defrost Models & Options

When Do You Choose a Configurable Model?

- Choose when there is not a standard model listed or you want to add factory-installed options.
- When ordering a configurable model, remember to specify the voltage and fan motor type.

Climate Control Standard Model	Climate Control Config Model	List Price (\$US)	Climate Control IntelliGen™ Config Model	Climate Control IntelliGen™ Config. List Price (\$US)	Factory-Installed Options List Price Adders (\$US)					
					Electrical Options		Mechanical Options		Coil Options	
					Beacon II	Room TSTAT	TXV	TXV & LLSV	Polyester Fin Protection	Bronz-Glow or ElectroFin
-	CHA2500SA	49,501	CHA2500SGA	Call Factory	4,662	325	1,425	2,275	2,337	11,938
-	CHA2780SA	53,190	CHA2780SGA	Call Factory	4,662	325	1,425	2,275	2,337	13,377
Air Defrost Models with Standard Motors - 208-230/1/60										
CHA520BA	CHA520SA	12,653	CHA520SGA	17,746	4,662	325	1,099	1,709	1,458	4,199
CHA630BA	CHA630SA	14,054	CHA630SGA	19,147	4,662	325	1,099	1,709	1,458	4,334
CHA750BA	CHA750SA	17,044	CHA750SGA	22,137	4,662	325	1,099	1,709	1,548	5,189
CHA850BA	CHA850SA	18,450	CHA850SGA	23,543	4,662	325	1,099	1,709	1,548	5,189
CHA930BA	CHA930SA	19,858	CHA930SGA	24,951	4,662	325	1,304	2,064	1,665	6,357
CHA1100BA	CHA1100SA	21,789	CHA1100SGA	26,882	4,662	325	1,304	2,064	1,665	6,357
Air Defrost Models with Standard Motors - 208-230/3/60										
CHA520CPA	CHA520SA	13,442	CHA520SGA	18,535	4,662	325	1,099	1,709	1,458	4,199
CHA630CPA	CHA630SA	15,027	CHA630SGA	20,120	4,662	325	1,099	1,709	1,458	4,334
CHA750CA	CHA750SA	17,044	CHA750SGA	22,137	4,662	325	1,099	1,709	1,548	5,189
CHA750CPA	CHA750SA	18,258	CHA750SGA	23,351	4,662	325	1,099	1,709	1,548	5,189
CHA850CA	CHA850SA	18,450	CHA850SGA	23,543	4,662	325	1,099	1,709	1,548	5,189
CHA850CPA	CHA850SA	19,612	CHA850SGA	24,705	4,662	325	1,099	1,709	1,548	5,189
CHA930CA	CHA930SA	19,858	CHA930SGA	24,951	4,662	325	1,304	2,064	1,665	6,357
CHA930CPA	CHA930SA	21,436	CHA930SGA	26,529	4,662	325	1,304	2,064	1,665	6,357
CHA1100CA	CHA1100SA	21,789	CHA1100SGA	26,882	4,662	325	1,304	2,064	1,665	6,357
CHA1100CPA	CHA1100SA	23,371	CHA1100SGA	28,464	4,662	325	1,304	2,064	1,665	6,357
CHA1170CPA	CHA1170SA	28,294	CHA1170SGA	33,387	4,662	325	1,304	2,064	1,782	7,368
CHA1400CPA	CHA1400SA	31,806	CHA1400SGA	Call Factory	4,662	325	1,304	2,064	1,782	7,368
CHA1610CPA	CHA1610SA	33,563	CHA1610SGA	Call Factory	4,662	325	1,607	Call Factory	1,782	8,042
CHA1900CPA	CHA1900SA	39,540	CHA1900SGA	Call Factory	4,662	325	1,425	2,275	2,867	10,042
CHA2160CPA	CHA2160SA	43,754	CHA2160SGA	Call Factory	4,662	325	1,425	2,275	2,107	10,510
CHA2200CPA	CHA2200SA	42,875	CHA2200SGA	Call Factory	4,662	325	1,425	2,275	2,867	11,393
CHA2440CPA	CHA2440SA	49,729	CHA2440SGA	Call Factory	4,662	325	1,425	2,275	2,867	12,759
CHA2500CPA	CHA2500SA	48,321	CHA2500SGA	Call Factory	4,662	325	1,425	2,275	2,337	11,938
CHA2780CPA	CHA2780SA	52,010	CHA2780SGA	Call Factory	4,662	325	1,425	2,275	2,337	13,377

Regulation Requires VFD Approved Motors!

California Energy Commission Title 24, Section 126

Effective 01/01/2010, refrigerated warehouses with a total cold storage and frozen storage area exceeding 3,000 square feet must be variable speed and controlled in response to space conditions. Single phase evaporator fan motors less than 1 HP and less than 460V must be variable speed EC motors. Exception: Evaporators served by a single compressor without unloading capability.

Notes:

- Beacon II™ must be ordered as a system. Models 1610, 2440, 2500, 2780 and the models 1900, 2160, 2200 (when used with 404A) require special split circuiting.
- Customer to supply VFD to control VFD approved motors.
- TXV = Expansion Valve; LLSV = Liquid Line Solenoid Valve
- Double Wall Insulated Pans, Stainless Steel Cabinet & Pan, Drain Pan Baffles, Electric Re-Heat Option, Dual Circuited Coils, and Copper Fin Coils are available. Contact your Sales Representative or Account Engineer for more information.
- Must specify which coating at time of order entry.

Refrigerated Warehouse Unit Coolers



Large Unit Coolers

Air Defrost Models & Options

When Do You Choose a Configurable Model?

- Choose when there is not a standard model listed or you want to add factory-installed options.
- When ordering a configurable model, remember to specify the voltage and fan motor type.

Climate Control Standard Model	Climate Control Config Model	List Price (\$US)	Climate Control IntelliGen™ Config Model	Climate Control IntelliGen™ Config. List Price (\$US)	Factory-Installed Options List Price Adders (\$US)					
					Electrical Options		Mechanical Options		Coil Options	
					Beacon II	Room TSTAT	TXV	TXV & LLSV	Polyester Fin Protection	Bronz-Glow or ElectroFin
Air Defrost Models with Standard Motors - 460/1/60										
CHA520MA	CHA520SA	12,653	CHA520SGA	17,746	4,662	325	1,099	1,709	1,458	4,199
CHA630MA	CHA630SA	14,054	CHA630SGA	19,147	4,662	325	1,099	1,709	1,458	4,334
Air Defrost Models with Standard Motors - 460/3/60										
CHA520DPA	CHA520SA	13,442	CHA520SGA	18,535	4,662	325	1,099	1,709	1,458	4,199
CHA630DPA	CHA630SA	15,027	CHA630SGA	20,120	4,662	325	1,099	1,709	1,458	4,334
CHA750DA	CHA750SA	17,044	CHA750SGA	22,137	4,662	325	1,099	1,709	1,548	5,189
CHA750DPA	CHA750SA	18,258	CHA750SGA	23,351	4,662	325	1,099	1,709	1,548	5,189
CHA850DA	CHA850SA	18,450	CHA850SGA	23,543	4,662	325	1,099	1,709	1,548	5,189
CHA850DPA	CHA850SA	19,612	CHA850SGA	24,705	4,662	325	1,099	1,709	1,548	5,189
CHA930DA	CHA930SA	19,858	CHA930SGA	24,951	4,662	325	1,304	2,064	1,665	6,357
CHA930DPA	CHA930SA	21,436	CHA930SGA	26,529	4,662	325	1,304	2,064	1,665	6,357
CHA1100DA	CHA1100SA	21,789	CHA1100SGA	26,882	4,662	325	1,304	2,064	1,665	6,357
CHA1100DPA	CHA1100SA	23,371	CHA1100SGA	28,464	4,662	325	1,304	2,064	1,665	6,357
CHA1170DPA	CHA1170SA	28,294	CHA1170SGA	33,387	4,662	325	1,304	2,064	1,782	7,368
CHA1400DPA	CHA1400SA	31,806	CHA1400SGA	Call Factory	4,662	325	1,304	2,064	1,782	7,368
CHA1610DPA	CHA1610SA	33,563	CHA1610SGA	Call Factory	4,662	325	1,607	Call Factory	1,782	8,042
CHA1900DPA	CHA1900SA	39,540	CHA1900SGA	Call Factory	4,662	325	1,425	2,275	2,867	10,042
CHA2160DPA	CHA2160SA	43,754	CHA2160SGA	Call Factory	4,662	325	1,425	2,275	2,107	10,510
CHA2200DPA	CHA2200SA	42,875	CHA2200SGA	Call Factory	4,662	325	1,425	2,275	2,867	11,393
CHA2440DPA	CHA2440SA	49,729	CHA2440SGA	Call Factory	4,662	325	1,425	2,275	2,867	12,759
CHA2500DPA	CHA2500SA	48,321	CHA2500SGA	Call Factory	4,662	325	1,425	2,275	2,337	11,938
CHA2780DPA	CHA2780SA	52,010	CHA2780SGA	Call Factory	4,662	325	1,425	2,275	2,337	13,377

Regulation Requires VFD Approved Motors!

California Energy Commission Title 24, Section 126

Effective 01/01/2010, refrigerated warehouses with a total cold storage and frozen storage area exceeding 3,000 square feet must be variable speed and controlled in response to space conditions. Single phase evaporator fan motors less than 1 HP and less than 460V must be variable speed EC motors. Exception: Evaporators served by a single compressor without unloading capability.

Notes:

- Beacon II™ must be ordered as a system. Models 1610, 2440, 2500, 2780 and the models 1900, 2160, 2200 (when used with 404A) require special split circuiting.
- Customer to supply VFD to control VFD approved motors.
- TXV = Expansion Valve; LLSV = Liquid Line Solenoid Valve
- Double Wall Insulated Pans, Stainless Steel Cabinet & Pan, Drain Pan Baffles, Electric Re-Heat Option, Dual Circuited Coils, and Copper Fin Coils are available. Contact your Sales Representative or Account Engineer for more information.
- Must specify which coating at time of order entry.

Large Unit Coolers

Electric Defrost Models & Options

When Do You Choose a Configurable Model?

- Choose when there is not a standard model listed or you want to add factory-installed options.
- When ordering a configurable model, remember to specify the voltage and fan motor type.

Climate Control Standard Model	Climate Control Config Model	List Price (\$US)	Climate Control IntelliGen™ Config Model	Climate Control IntelliGen™ Config. List Price (\$US)	Factory-Installed Options List Price Adders (\$US)					
					Electrical Options		Drain Pan Options	Mechanical Options		Coil Options
					Beacon II	Room TSTAT	Electric	TXV	TXV & LLSV	Bronz-Glow
Electric Defrost Models with Totally Enclosed VFD Approved Motors - 208-230/3/60										
-	CHE450SA	15,957	CHE450SGA	21,050	4,662	325	Standard	1,099	1,709	5,085
-	CHE550SA	18,240	CHE550SGA	23,333	4,662	325	Standard	1,099	1,709	5,085
-	CHE640SA	20,332	CHE640SGA	25,425	4,662	325	Standard	1,099	1,709	5,941
-	CHE740SA	23,844	CHE740SGA	28,937	4,662	325	Standard	1,099	1,709	5,941
-	CHE810SA	29,097	CHE810SGA	34,190	4,662	325	Standard	1,304	2,064	7,109
-	CHE950SA	31,565	CHE950SGA	36,658	4,662	325	Standard	1,304	2,064	7,109
-	CHE1020SA	32,691	CHE1020SGA	37,784	4,662	325	Standard	1,304	2,064	8,121
-	CHE1200SA	37,258	CHE1200SGA	Call Factory	4,662	325	Standard	1,304	2,064	8,121
-	CHE1390SA	40,773	CHE1390SGA	Call Factory	Call Factory	325	Standard	1,607	Call Factory	8,794
-	CHE1650SB	52,547	CHE1650SGB	Call Factory	4,662	325	Standard	1,304	2,275	Call Factory
-	CHE2120SB	64,263	CHE2120SGB	Call Factory	Call Factory	325	Standard	1,304	2,275	Call Factory
-	CHL400SA	14,899	CHL400SGA	19,992	4,662	325	Standard	1,099	1,709	5,085
-	CHL480SA	18,064	CHL480SGA	23,157	4,662	325	Standard	1,099	1,709	5,085
-	CHL560SA	19,980	CHL560SGA	25,073	4,662	325	Standard	1,099	1,709	5,941
-	CHL650SA	21,914	CHL650SGA	27,007	4,662	325	Standard	1,099	1,709	5,941
-	CHL710SA	24,007	CHL710SGA	29,100	4,662	325	Standard	1,304	2,064	7,109
-	CHL840SA	31,034	CHL840SGA	36,127	4,662	325	Standard	1,304	2,064	7,109
-	CHL890SA	32,337	CHL890SGA	37,430	4,662	325	Standard	1,304	2,064	8,121
-	CHL1050SA	36,559	CHL1050SGA	41,652	4,662	325	Standard	1,304	2,064	8,121
-	CHL1220SA	40,425	CHL1220SGA	Call Factory	Call Factory	325	Standard	1,607	Call Factory	8,794
-	CHL1440SB	50,790	CHL1440SGB	Call Factory	4,662	325	Standard	1,304	2,275	Call Factory
-	CHL1860SB	61,451	CHL1860SGB	Call Factory	Call Factory	325	Standard	1,304	2,275	Call Factory
Electric Defrost Models with Totally Enclosed VFD Approved Motors - 460/3/60										
-	CHE450SA	15,957	CHE450SGA	21,050	4,662	325	Standard	1,099	1,709	5,085
-	CHE550SA	18,240	CHE550SGA	23,333	4,662	325	Standard	1,099	1,709	5,085
-	CHE640SA	20,332	CHE640SGA	25,425	4,662	325	Standard	1,099	1,709	5,941
-	CHE740SA	23,844	CHE740SGA	28,937	4,662	325	Standard	1,099	1,709	5,941
-	CHE810SA	29,097	CHE810SGA	34,190	4,662	325	Standard	1,304	2,064	7,109
-	CHE950SA	31,565	CHE950SGA	36,658	4,662	325	Standard	1,304	2,064	7,109
-	CHE1020SA	32,691	CHE1020SGA	37,784	4,662	325	Standard	1,304	2,064	8,121
-	CHE1200SA	37,258	CHE1200SGA	Call Factory	4,662	325	Standard	1,304	2,064	8,121
-	CHE1390SA	40,773	CHE1390SGA	Call Factory	Call Factory	325	Standard	1,607	Call Factory	8,794

Regulation Requires VFD Approved Motors!

California Energy Commission Title 24, Section 126

Effective 01/01/2010, refrigerated warehouses with a total cold storage and frozen storage area exceeding 3,000 square feet must be variable speed and controlled in response to space conditions. Single phase evaporator fan motors less than 1 HP and less than 460V must be variable speed EC motors. Exception: Evaporators served by a single compressor without unloading capability.

Notes:

- Adjustable Defrost Term/Fan Delay standard.
- Beacon II™ must be ordered as a system. Models 1610, 2440, 2500, 2780 and the models 1900, 2160, 2200 (when used with 404A) require special split circuiting.
- Customer to supply VFD to control VFD approved motors.
- TXV = Expansion Valve; LLSV = Liquid Line Solenoid Valve
- 3 Phase Low temp motors and Stainless Steel Cabinet & Pan, Drain Pan Baffles, Electric Re-Heat Option, Dual Circuited Coils, and Copper Fin Coils are available. Contact your Sales Representative or Account Engineer for more information.
- Call Factory to know the pricing of Double Wall Insulated Drain Pan Option.

Refrigerated Warehouse Unit Coolers



Large Unit Coolers

Electric Defrost Models & Options

When Do You Choose a Configurable Model?

- Choose when there is not a standard model listed or you want to add factory-installed options.
- When ordering a configurable model, remember to specify the voltage and fan motor type.

Climate Control Standard Model	Climate Control Config Model	List Price (\$US)	Climate Control IntelliGen™ Config Model	Climate Control IntelliGen™ Config. List Price (\$US)	Factory-Installed Options List Price Adders (\$US)					
					Electrical Options		Drain Pan Options	Mechanical Options		Coil Options
					Beacon II	Room TSTAT	Electric	TXV	TXV & LLSV	Bronz-Glow
-	CHE1650SB	52,547	CHE1650SGB	Call Factory	4,662	325	Standard	1,304	2,275	Call Factory
-	CHE2120SB	64,263	CHE2120SGB	Call Factory	Call Factory	325	Standard	1,304	2,275	Call Factory
-	CHL400SA	14,899	CHL400SGA	19,992	4,662	325	Standard	1,099	1,709	5,085
-	CHL480SA	18,064	CHL480SGA	23,157	4,662	325	Standard	1,099	1,709	5,085
-	CHL560SA	19,980	CHL560SGA	25,073	4,662	325	Standard	1,099	1,709	5,941
-	CHL650SA	21,914	CHL650SGA	27,007	4,662	325	Standard	1,099	1,709	5,941
-	CHL710SA	24,007	CHL710SGA	29,100	4,662	325	Standard	1,304	2,064	7,109
-	CHL840SA	31,034	CHL840SGA	36,127	4,662	325	Standard	1,304	2,064	7,109
-	CHL890SA	32,337	CHL890SGA	37,430	4,662	325	Standard	1,304	2,064	8,121
-	CHL1050SA	36,559	CHL1050SGA	41,652	4,662	325	Standard	1,304	2,064	8,121
-	CHL1220SA	40,425	CHL1220SGA	Call Factory	Call Factory	325	Standard	1,607	Call Factory	8,794
-	CHL1440SB	50,790	CHL1440SGB	Call Factory	4,662	325	Standard	1,304	2,275	Call Factory
-	CHL1860SB	61,451	CHL1860SGB	Call Factory	Call Factory	325	Standard	1,304	2,275	Call Factory

Electric Defrost Models with Standard Motors - 208-230/3/60

CHE450CA	CHE450SA	14,937	CHE450SGA	20,030	4,662	325	Standard	1,099	1,709	5,085
CHE450CPA	CHE450SA	15,728	CHE450SGA	20,821	4,662	325	Standard	1,099	1,709	5,085
CHE550CA	CHE550SA	17,220	CHE550SGA	22,313	4,662	325	Standard	1,099	1,709	5,085
CHE550CPA	CHE550SA	17,996	CHE550SGA	23,089	4,662	325	Standard	1,099	1,709	5,085
CHE640CA	CHE640SA	18,802	CHE640SGA	23,895	4,662	325	Standard	1,099	1,709	5,941
CHE640CPA	CHE640SA	19,963	CHE640SGA	25,056	4,662	325	Standard	1,099	1,709	5,941
CHE740CA	CHE740SA	22,314	CHE740SGA	27,407	4,662	325	Standard	1,099	1,709	5,941
CHE740CPA	CHE740SA	23,545	CHE740SGA	28,638	4,662	325	Standard	1,099	1,709	5,941
CHE810CA	CHE810SA	27,057	CHE810SGA	32,150	4,662	325	Standard	1,304	2,064	7,109
CHE810CPA	CHE810SA	28,607	CHE810SGA	33,700	4,662	325	Standard	1,304	2,064	7,109
CHE950CA	CHE950SA	29,525	CHE950SGA	34,618	4,662	325	Standard	1,304	2,064	7,109
CHE950CPA	CHE950SA	31,103	CHE950SGA	36,196	4,662	325	Standard	1,304	2,064	7,109
CHE1020CPA	CHE1020SA	31,806	CHE1020SGA	36,899	4,662	325	Standard	1,304	2,064	8,121
CHE1200CPA	CHE1200SA	36,373	CHE1200SGA	Call Factory	4,662	325	Standard	1,304	2,064	8,121
CHE1390CPA	CHE1390SA	39,888	CHE1390SGA	Call Factory	Call Factory	325	Standard	1,607	Call Factory	8,794
CHE1650CPB	CHE1650SB	51,662	CHE1650SGB	Call Factory	4,662	325	Standard	1,304	2,275	Call Factory
CHE2120CPB	CHE2120SB	63,083	CHE2120SGB	Call Factory	Call Factory	325	Standard	1,304	2,275	Call Factory
CHL400CA	CHL400SA	13,879	CHL400SGA	18,972	4,662	325	Standard	1,099	1,709	5,085
CHL400CPA	CHL400SA	14,654	CHL400SGA	19,747	4,662	325	Standard	1,099	1,709	5,085

Regulation Requires VFD Approved Motors!

California Energy Commission Title 24, Section 126

Effective 01/01/2010, refrigerated warehouses with a total cold storage and frozen storage area exceeding 3,000 square feet must be variable speed and controlled in response to space conditions. Single phase evaporator fan motors less than 1 HP and less than 460V must be variable speed EC motors. Exception: Evaporators served by a single compressor without unloading capability.

Notes:

- Adjustable Defrost Term/Fan Delay standard.
- Beacon II™ must be ordered as a system. Models 1610, 2440, 2500, 2780 and the models 1900, 2160, 2200 (when used with 404A) require special split circuiting.
- Customer to supply VFD to control VFD approved motors.
- TXV = Expansion Valve; LLSV = Liquid Line Solenoid Valve
- 3 Phase Low temp motors and Stainless Steel Cabinet & Pan, Drain Pan Baffles, Electric Re-Heat Option, Dual Circuited Coils, and Copper Fin Coils are available. Contact your Sales Representative or Account Engineer for more information.
- Call Factory to know the pricing of Double Wall Insulated Drain Pan Option.

Large Unit Coolers

Electric Defrost Models & Options

When Do You Choose a Configurable Model?

- Choose when there is not a standard model listed or you want to add factory-installed options.
- When ordering a configurable model, remember to specify the voltage and fan motor type.

Climate Control Standard Model	Climate Control Config Model	List Price (\$US)	Climate Control IntelliGen™ Config Model	Climate Control IntelliGen™ Config. List Price (\$US)	Factory-Installed Options List Price Adders (\$US)					
					Electrical Options		Drain Pan Options	Mechanical Options		Coil Options
					Beacon II	Room TSTAT	Electric	TXV	TXV & LLSV	Bronz-Glow
CHL480CA	CHL480SA	17,044	CHL480SGA	22,137	4,662	325	Standard	1,099	1,709	5,085
CHL480CPA	CHL480SA	17,835	CHL480SGA	22,928	4,662	325	Standard	1,099	1,709	5,085
CHL560CA	CHL560SA	18,450	CHL560SGA	23,543	4,662	325	Standard	1,099	1,709	5,941
CHL560CPA	CHL560SA	19,612	CHL560SGA	24,705	4,662	325	Standard	1,099	1,709	5,941
CHL650CA	CHL650SA	20,384	CHL650SGA	25,477	4,662	325	Standard	1,099	1,709	5,941
CHL650CPA	CHL650SA	21,541	CHL650SGA	26,634	4,662	325	Standard	1,099	1,709	5,941
CHL710CA	CHL710SA	21,967	CHL710SGA	27,060	4,662	325	Standard	1,304	2,064	7,109
CHL710CPA	CHL710SA	23,545	CHL710SGA	28,638	4,662	325	Standard	1,304	2,064	7,109
CHL840CA	CHL840SA	28,994	CHL840SGA	34,087	4,662	325	Standard	1,304	2,064	7,109
CHL840CPA	CHL840SA	30,573	CHL840SGA	35,666	4,662	325	Standard	1,304	2,064	7,109
CHL890CPA	CHL890SA	31,452	CHL890SGA	36,545	4,662	325	Standard	1,304	2,064	8,121
CHL1050CPA	CHL1050SA	35,674	CHL1050SGA	40,767	4,662	325	Standard	1,304	2,064	8,121
CHL1220CPA	CHL1220SA	39,540	CHL1220SGA	Call Factory	Call Factory	325	Standard	1,607	Call Factory	8,794
CHL1440CPB	CHL1440SB	49,905	CHL1440SGB	Call Factory	4,662	325	Standard	1,304	2,275	Call Factory
CHL1860CPB	CHL1860SB	60,271	CHL1860SGB	Call Factory	Call Factory	325	Standard	1,304	2,275	Call Factory
Electric Defrost Models with Standard Motors - 460/3/60										
CHE450DA	CHE450SA	14,937	CHE450SGA	20,030	4,662	325	Standard	1,099	1,709	5,085
CHE450DPA	CHE450SA	15,728	CHE450SGA	20,821	4,662	325	Standard	1,099	1,709	5,085
CHE550DA	CHE550SA	17,220	CHE550SGA	22,313	4,662	325	Standard	1,099	1,709	5,085
CHE550DPA	CHE550SA	17,996	CHE550SGA	23,089	4,662	325	Standard	1,099	1,709	5,085
CHE640DA	CHE640SA	18,802	CHE640SGA	23,895	4,662	325	Standard	1,099	1,709	5,941
CHE640DPA	CHE640SA	19,963	CHE640SGA	25,056	4,662	325	Standard	1,099	1,709	5,941
CHE740DA	CHE740SA	22,314	CHE740SGA	27,407	4,662	325	Standard	1,099	1,709	5,941
CHE740DPA	CHE740SA	23,545	CHE740SGA	28,638	4,662	325	Standard	1,099	1,709	5,941
CHE810DA	CHE810SA	27,057	CHE810SGA	32,150	4,662	325	Standard	1,304	2,064	7,109
CHE810DPA	CHE810SA	28,607	CHE810SGA	33,700	4,662	325	Standard	1,304	2,064	7,109
CHE950DA	CHE950SA	29,525	CHE950SGA	34,618	4,662	325	Standard	1,304	2,064	7,109
CHE950DPA	CHE950SA	31,103	CHE950SGA	36,196	4,662	325	Standard	1,304	2,064	7,109
CHE1020DPA	CHE1020SA	31,806	CHE1020SGA	36,899	4,662	325	Standard	1,304	2,064	8,121
CHE1200DPA	CHE1200SA	36,373	CHE1200SGA	Call Factory	4,662	325	Standard	1,304	2,064	8,121
CHE1390DPA	CHE1390SA	39,888	CHE1390SGA	Call Factory	Call Factory	325	Standard	1,607	Call Factory	8,794
CHE1650DPB	CHE1650SB	51,662	CHE1650SGB	Call Factory	4,662	325	Standard	1,304	2,275	Call Factory

Regulation Requires VFD Approved Motors!

California Energy Commission Title 24, Section 126

Effective 01/01/2010, refrigerated warehouses with a total cold storage and frozen storage area exceeding 3,000 square feet must be variable speed and controlled in response to space conditions. Single phase evaporator fan motors less than 1 HP and less than 460V must be variable speed EC motors. Exception: Evaporators served by a single compressor without unloading capability.

Notes:

- Adjustable Defrost Term/Fan Delay standard.
- Beacon II™ must be ordered as a system. Models 1610, 2440, 2500, 2780 and the models 1900, 2160, 2200 (when used with 404A) require special split circuiting.
- Customer to supply VFD to control VFD approved motors.
- TXV = Expansion Valve; LLSV = Liquid Line Solenoid Valve
- 3 Phase Low temp motors and Stainless Steel Cabinet & Pan, Drain Pan Baffles, Electric Re-Heat Option, Dual Circuit Coils, and Copper Fin Coils are available. Contact your Sales Representative or Account Engineer for more information.
- Call Factory to know the pricing of Double Wall Insulated Drain Pan Option.

Refrigerated Warehouse Unit Coolers



Large Unit Coolers

Electric Defrost Models & Options

When Do You Choose a Configurable Model?

- Choose when there is not a standard model listed or you want to add factory-installed options.
- When ordering a configurable model, remember to specify the voltage and fan motor type.

Climate Control Standard Model	Climate Control Config Model	List Price (\$US)	Climate Control IntelliGen™ Config Model	Climate Control IntelliGen™ Config. List Price (\$US)	Factory-Installed Options List Price Adders (\$US)					
					Electrical Options		Drain Pan Options	Mechanical Options		Coil Options
					Beacon II	Room TSTAT	Electric	TXV	TXV & LLSV	Bronz-Glow
CHE2120DPB	CHE2120SB	63,083	CHE2120SGB	Call Factory	Call Factory	325	Standard	1,304	2,275	Call Factory
CHL400DA	CHL400SA	13,879	CHL400SGA	18,972	4,662	325	Standard	1,099	1,709	5,085
CHL400DPA	CHL400SA	14,654	CHL400SGA	19,747	4,662	325	Standard	1,099	1,709	5,085
CHL480DA	CHL480SA	17,044	CHL480SGA	22,137	4,662	325	Standard	1,099	1,709	5,085
CHL480DPA	CHL480SA	17,835	CHL480SGA	22,928	4,662	325	Standard	1,099	1,709	5,085
CHL560DA	CHL560SA	18,450	CHL560SGA	23,543	4,662	325	Standard	1,099	1,709	5,941
CHL560DPA	CHL560SA	19,612	CHL560SGA	24,705	4,662	325	Standard	1,099	1,709	5,941
CHL650DA	CHL650SA	20,384	CHL650SGA	25,477	4,662	325	Standard	1,099	1,709	5,941
CHL650DPA	CHL650SA	21,541	CHL650SGA	26,634	4,662	325	Standard	1,099	1,709	5,941
CHL710DA	CHL710SA	21,967	CHL710SGA	27,060	4,662	325	Standard	1,304	2,064	7,109
CHL710DPA	CHL710SA	23,545	CHL710SGA	28,638	4,662	325	Standard	1,304	2,064	7,109
CHL840DA	CHL840SA	28,994	CHL840SGA	34,087	4,662	325	Standard	1,304	2,064	7,109
CHL840DPA	CHL840SA	30,573	CHL840SGA	35,666	4,662	325	Standard	1,304	2,064	7,109
CHL890DPA	CHL890SA	31,452	CHL890SGA	36,545	4,662	325	Standard	1,304	2,064	8,121
CHL1050DPA	CHL1050SA	35,674	CHL1050SGA	40,767	4,662	325	Standard	1,304	2,064	8,121
CHL1220DPA	CHL1220SA	39,540	CHL1220SGA	Call Factory	Call Factory	325	Standard	1,607	Call Factory	8,794
CHL1440DPB	CHL1440SB	49,905	CHL1440SGB	Call Factory	4,662	325	Standard	1,304	2,275	Call Factory
CHL1860DPB	CHL1860SB	60,271	CHL1860SGB	Call Factory	Call Factory	325	Standard	1,304	2,275	Call Factory

Electric Defrost Models with High CFM Motors - 208-230/3/60

-	CHE450SA	18,011	CHE450SGA	23,104	4,662	325	Standard	1,099	1,709	5,085
-	CHE550SA	20,294	CHE550SGA	25,387	4,662	325	Standard	1,099	1,709	5,085
-	CHE640SA	23,413	CHE640SGA	28,506	4,662	325	Standard	1,099	1,709	5,941
-	CHE740SA	26,925	CHE740SGA	32,018	4,662	325	Standard	1,099	1,709	5,941
-	CHE810SA	33,205	CHE810SGA	38,298	4,662	325	Standard	1,304	2,064	7,109
-	CHE950SA	35,673	CHE950SGA	40,766	4,662	325	Standard	1,304	2,064	7,109
-	CHE1020SA	36,120	CHE1020SGA	41,213	4,662	325	Standard	1,304	2,064	8,121
-	CHE1200SA	40,687	CHE1200SGA	Call Factory	4,662	325	Standard	1,304	2,064	8,121
-	CHE1390SA	44,202	CHE1390SGA	Call Factory	Call Factory	325	Standard	1,607	Call Factory	8,794
-	CHE1650SB	55,976	CHE1650SGB	Call Factory	4,662	325	Standard	1,304	2,275	Call Factory
-	CHE2120SB	68,835	CHE2120SGB	Call Factory	Call Factory	325	Standard	1,304	2,275	Call Factory
-	CHL400SA	16,953	CHL400SGA	22,046	4,662	325	Standard	1,099	1,709	5,085
-	CHL480SA	20,118	CHL480SGA	25,211	4,662	325	Standard	1,099	1,709	5,085

Regulation Requires VFD Approved Motors!

California Energy Commission Title 24, Section 126

Effective 01/01/2010, refrigerated warehouses with a total cold storage and frozen storage area exceeding 3,000 square feet must be variable speed and controlled in response to space conditions. Single phase evaporator fan motors less than 1 HP and less than 460V must be variable speed EC motors. Exception: Evaporators served by a single compressor without unloading capability.

Notes:

- Adjustable Defrost Term/Fan Delay standard.
- Beacon II™ must be ordered as a system. Models 1610, 2440, 2500, 2780 and the models 1900, 2160, 2200 (when used with 404A) require special split circuiting.
- Customer to supply VFD to control VFD approved motors.
- TXV = Expansion Valve; LLSV = Liquid Line Solenoid Valve
- 3 Phase Low temp motors and Stainless Steel Cabinet & Pan, Drain Pan Baffles, Electric Re-Heat Option, Dual Circuited Coils, and Copper Fin Coils are available. Contact your Sales Representative or Account Engineer for more information.
- Call Factory to know the pricing of Double Wall Insulated Drain Pan Option.

Large Unit Coolers

Electric Defrost Models & Options

When Do You Choose a Configurable Model?

- Choose when there is not a standard model listed or you want to add factory-installed options.
- When ordering a configurable model, remember to specify the voltage and fan motor type.

Climate Control Standard Model	Climate Control Config Model	List Price (\$US)	Climate Control IntelliGen™ Config Model	Climate Control IntelliGen™ Config. List Price (\$US)	Factory-Installed Options List Price Adders (\$US)					
					Electrical Options		Drain Pan Options	Mechanical Options		Coil Options
					Beacon II	Room TSTAT	Electric	TXV	TXV & LLSV	Bronz-Glow
-	CHL560SA	23,061	CHL560SGA	28,154	4,662	325	Standard	1,099	1,709	5,941
-	CHL650SA	24,995	CHL650SGA	30,088	4,662	325	Standard	1,099	1,709	5,941
-	CHL710SA	28,115	CHL710SGA	33,208	4,662	325	Standard	1,304	2,064	7,109
-	CHL840SA	35,142	CHL840SGA	40,235	4,662	325	Standard	1,304	2,064	7,109
-	CHL890SA	35,766	CHL890SGA	40,859	4,662	325	Standard	1,304	2,064	8,121
-	CHL1050SA	39,988	CHL1050SGA	45,081	4,662	325	Standard	1,304	2,064	8,121
-	CHL1220SA	43,854	CHL1220SGA	Call Factory	Call Factory	325	Standard	1,607	Call Factory	8,794
-	CHL1440SB	54,219	CHL1440SGB	Call Factory	4,662	325	Standard	1,304	2,275	Call Factory
-	CHL1860SB	66,023	CHL1860SGB	Call Factory	Call Factory	325	Standard	1,304	2,275	Call Factory
Electric Defrost Models with High CFM Motors - 460/3/60										
-	CHE450SA	18,011	CHE450SGA	23,104	4,662	325	Standard	1,099	1,709	5,085
-	CHE550SA	20,294	CHE550SGA	25,387	4,662	325	Standard	1,099	1,709	5,085
-	CHE640SA	23,413	CHE640SGA	28,506	4,662	325	Standard	1,099	1,709	5,941
-	CHE740SA	26,925	CHE740SGA	32,018	4,662	325	Standard	1,099	1,709	5,941
-	CHE810SA	33,205	CHE810SGA	38,298	4,662	325	Standard	1,304	2,064	7,109
-	CHE950SA	35,673	CHE950SGA	40,766	4,662	325	Standard	1,304	2,064	7,109
-	CHE1020SA	36,120	CHE1020SGA	41,213	4,662	325	Standard	1,304	2,064	8,121
-	CHE1200SA	40,687	CHE1200SGA	Call Factory	4,662	325	Standard	1,304	2,064	8,121
-	CHE1390SA	44,202	CHE1390SGA	Call Factory	Call Factory	325	Standard	1,607	Call Factory	8,794
-	CHE1650SB	55,976	CHE1650SGB	Call Factory	4,662	325	Standard	1,304	2,275	Call Factory
-	CHE2120SB	68,835	CHE2120SGB	Call Factory	Call Factory	325	Standard	1,304	2,275	Call Factory
-	CHL400SA	16,953	CHL400SGA	22,046	4,662	325	Standard	1,099	1,709	5,085
-	CHL480SA	20,118	CHL480SGA	25,211	4,662	325	Standard	1,099	1,709	5,085
-	CHL560SA	23,061	CHL560SGA	28,154	4,662	325	Standard	1,099	1,709	5,941
-	CHL650SA	24,995	CHL650SGA	30,088	4,662	325	Standard	1,099	1,709	5,941
-	CHL710SA	28,115	CHL710SGA	33,208	4,662	325	Standard	1,304	2,064	7,109
-	CHL840SA	35,142	CHL840SGA	40,235	4,662	325	Standard	1,304	2,064	7,109
-	CHL890SA	35,766	CHL890SGA	40,859	4,662	325	Standard	1,304	2,064	8,121
-	CHL1050SA	39,988	CHL1050SGA	45,081	4,662	325	Standard	1,304	2,064	8,121
-	CHL1220SA	43,854	CHL1220SGA	Call Factory	Call Factory	325	Standard	1,607	Call Factory	8,794
-	CHL1440SB	54,219	CHL1440SGB	Call Factory	4,662	325	Standard	1,304	2,275	Call Factory
-	CHL1860SB	66,023	CHL1860SGB	Call Factory	Call Factory	325	Standard	1,304	2,275	Call Factory

Regulation Requires VFD Approved Motors!

California Energy Commission Title 24, Section 126

Effective 01/01/2010, refrigerated warehouses with a total cold storage and frozen storage area exceeding 3,000 square feet must be variable speed and controlled in response to space conditions. Single phase evaporator fan motors less than 1 HP and less than 460V must be variable speed EC motors. Exception: Evaporators served by a single compressor without unloading capability.

Notes:

- Adjustable Defrost Term/Fan Delay standard.
- Beacon II™ must be ordered as a system. Models 1610, 2440, 2500, 2780 and the models 1900, 2160, 2200 (when used with 404A) require special split circuiting.
- Customer to supply VFD to control VFD approved motors.
- TXV = Expansion Valve; LLSV = Liquid Line Solenoid Valve
- 3 Phase Low temp motors and Stainless Steel Cabinet & Pan, Drain Pan Baffles, Electric Re-Heat Option, Dual Circuited Coils, and Copper Fin Coils are available. Contact your Sales Representative or Account Engineer for more information.
- Call Factory to know the pricing of Double Wall Insulated Drain Pan Option.

Refrigerated Warehouse Unit Coolers



Large Unit Coolers

Hot Gas Defrost Models & Options

When Do You Choose a Configurable Model?

- Choose when there is not a standard model listed or you want to add factory-installed options.
- When ordering a configurable model, remember to specify the voltage and fan motor type.

Climate Control Standard Model	Climate Control Config Model	List Price (\$US)	Factory-Installed Options List Price Adders (\$US)				
			Drain Pan Options			Mechanical Options	Coil Options
			Electric	Hot Gas Loop	Double Wall Insulated	TXV	Bronz-Glow or ElectroFin
Hot Gas Defrost Models with Totally Enclosed VFD Approved Motors - 208-230/3/60							
-	CHG450SA	15,428	Standard	615	Call Factory	1,099	4,334
-	CHG550SA	17,891	Standard	615	Call Factory	1,099	4,334
-	CHG640SA	19,803	Standard	615	Call Factory	1,099	5,189
-	CHG740SA	23,319	Standard	615	Call Factory	1,099	5,189
-	CHG810SA	28,049	Standard	615	Call Factory	1,304	6,357
-	CHG950SA	31,034	Standard	615	Call Factory	1,304	6,357
-	CHG1020SA	31,988	Standard	1,098	Call Factory	1,304	7,368
-	CHG1200SA	36,730	Standard	1,098	Call Factory	1,304	7,368
-	CHG1390SA	40,244	Standard	1,098	Call Factory	1,607	8,042
-	CHG1650SA	49,206	Standard	1,098	Call Factory	1,607	10,042
-	CHG2120SB	61,975	Standard	1,580	Call Factory	1,607	Call Factory
-	CHF400SA	14,551	Standard	615	Call Factory	1,099	4,334
-	CHF480SA	17,539	Standard	615	Call Factory	1,099	4,334
-	CHF560SA	19,629	Standard	615	Call Factory	1,099	5,189
-	CHF650SA	21,734	Standard	615	Call Factory	1,099	5,189
-	CHF710SA	23,829	Standard	615	Call Factory	1,304	6,357
-	CHF840SA	30,682	Standard	615	Call Factory	1,304	6,357
-	CHF890SA	31,988	Standard	1,098	Call Factory	1,304	7,368
-	CHF1050SA	36,028	Standard	1,098	Call Factory	1,304	7,368
-	CHF1220SA	40,244	Standard	1,098	Call Factory	1,607	8,042
-	CHF1440SA	50,262	Standard	1,098	Call Factory	1,607	10,042
-	CHF1860SB	60,924	Standard	1,580	Call Factory	1,607	Call Factory
Hot Gas Defrost Models with Totally Enclosed VFD Approved Motors - 460/3/60							
-	CHG450SA	15,428	Standard	615	Call Factory	1,099	4,334
-	CHG550SA	17,891	Standard	615	Call Factory	1,099	4,334
-	CHG640SA	19,803	Standard	615	Call Factory	1,099	5,189
-	CHG740SA	23,319	Standard	615	Call Factory	1,099	5,189
-	CHG810SA	28,049	Standard	615	Call Factory	1,304	6,357
-	CHG950SA	31,034	Standard	615	Call Factory	1,304	6,357
-	CHG1020SA	31,988	Standard	1,098	Call Factory	1,304	7,368
-	CHG1200SA	36,730	Standard	1,098	Call Factory	1,304	7,368
-	CHG1390SA	40,244	Standard	1,098	Call Factory	1,607	8,042
-	CHG1650SA	49,206	Standard	1,098	Call Factory	1,607	10,042

Regulation Requires VFD Approved Motors!

California Energy Commission Title 24, Section 126

Effective 01/01/2010, refrigerated warehouses with a total cold storage and frozen storage area exceeding 3,000 square feet must be variable speed and controlled in response to space conditions. Single phase evaporator fan motors less than 1 HP and less than 460V must be variable speed EC motors. Exception: Evaporators served by a single compressor without unloading capability.

Notes:

- Adjustable Defrost Term/Fan Delay standard.
- Customer to supply VFD to control VFD approved motors.
- TXV = Expansion Valve
- 3 Phase Low temp motors and Stainless Steel Cabinet & Pan, Drain Pan Baffles, Electric Re-Heat Option, Dual Circuited Coils, and Copper Fin Coils are available. Contact your Sales Representative or Account Engineer for more information.
- Must specify which coating at time of order entry.

Large Unit Coolers

Hot Gas Defrost Models & Options

When Do You Choose a Configurable Model?

- Choose when there is not a standard model listed or you want to add factory-installed options.
- When ordering a configurable model, remember to specify the voltage and fan motor type.

Climate Control Standard Model	Climate Control Config Model	List Price (\$US)	Factory-Installed Options List Price Adders (\$US)				
			Drain Pan Options			Mechanical Options	Coil Options
			Electric	Hot Gas Loop	Double Wall Insulated	TXV	Bronz-Glow or ElectroFin
-	CHG2120SB	61,975	Standard	1,580	Call Factory	1,607	Call Factory
-	CHF400SA	14,551	Standard	615	Call Factory	1,099	4,334
-	CHF480SA	17,539	Standard	615	Call Factory	1,099	4,334
-	CHF560SA	19,629	Standard	615	Call Factory	1,099	5,189
-	CHF650SA	21,734	Standard	615	Call Factory	1,099	5,189
-	CHF710SA	23,829	Standard	615	Call Factory	1,304	6,357
-	CHF840SA	30,682	Standard	615	Call Factory	1,304	6,357
-	CHF890SA	31,988	Standard	1,098	Call Factory	1,304	7,368
-	CHF1050SA	36,028	Standard	1,098	Call Factory	1,304	7,368
-	CHF1220SA	40,244	Standard	1,098	Call Factory	1,607	8,042
-	CHF1440SA	50,262	Standard	1,098	Call Factory	1,607	10,042
-	CHF1860SB	60,924	Standard	1,580	Call Factory	1,607	Call Factory

Hot Gas Defrost Models with Standard Motors - 208-230/1/60

CHG450BA	CHG450SA	14,407	Standard	615	Call Factory	1,099	4,334
CHG550BA	CHG550SA	16,869	Standard	615	Call Factory	1,099	4,334
CHF400BA	CHF400SA	13,532	Standard	615	Call Factory	1,099	4,334
CHF480BA	CHF480SA	16,518	Standard	615	Call Factory	1,099	4,334

Hot Gas Defrost Models with Standard Motors - 208-230/3/60

CHG450CPA	CHG450SA	15,200	Standard	615	Call Factory	1,099	4,334
CHG550CPA	CHG550SA	17,659	Standard	615	Call Factory	1,099	4,334
CHG640CA	CHG640SA	18,273	Standard	615	Call Factory	1,099	5,189
CHG640CPA	CHG640SA	19,505	Standard	615	Call Factory	1,099	5,189
CHG740CA	CHG740SA	21,789	Standard	615	Call Factory	1,099	5,189
CHG740CPA	CHG740SA	23,018	Standard	615	Call Factory	1,099	5,189
CHG810CA	CHG810SA	26,009	Standard	615	Call Factory	1,304	6,357
CHG810CPA	CHG810SA	27,589	Standard	615	Call Factory	1,304	6,357
CHG950CA	CHG950SA	28,994	Standard	615	Call Factory	1,304	6,357
CHG950CPA	CHG950SA	30,573	Standard	615	Call Factory	1,304	6,357
CHG1020CPA	CHG1020SA	31,103	Standard	1,098	Call Factory	1,304	7,368
CHG1200CPA	CHG1200SA	35,845	Standard	1,098	Call Factory	1,304	7,368
CHG1390CPA	CHG1390SA	39,359	Standard	1,098	Call Factory	1,607	8,042
CHG1650CPA	CHG1650SA	48,321	Standard	1,098	Call Factory	1,607	10,042
CHG2120CPB	CHG2120SB	60,795	Standard	1,580	Call Factory	1,607	Call Factory
CHF400CPA	CHF400SA	14,320	Standard	615	Call Factory	1,099	4,334

Regulation Requires VFD Approved Motors!

California Energy Commission Title 24, Section 126

Effective 01/01/2010, refrigerated warehouses with a total cold storage and frozen storage area exceeding 3,000 square feet must be variable speed and controlled in response to space conditions. Single phase evaporator fan motors less than 1 HP and less than 460V must be variable speed EC motors. Exception: Evaporators served by a single compressor without unloading capability.

Notes:

- Adjustable Defrost Term/Fan Delay standard.
- Customer to supply VFD to control VFD approved motors.
- TXV = Expansion Valve
- 3 Phase Low temp motors and Stainless Steel Cabinet & Pan, Drain Pan Baffles, Electric Re-Heat Option, Dual Circuited Coils, and Copper Fin Coils are available. Contact your Sales Representative or Account Engineer for more information.
- Must specify which coating at time of order entry.

Refrigerated Warehouse Unit Coolers



Large Unit Coolers

Hot Gas Defrost Models & Options

When Do You Choose a Configurable Model?

- Choose when there is not a standard model listed or you want to add factory-installed options.
- When ordering a configurable model, remember to specify the voltage and fan motor type.

Climate Control Standard Model	Climate Control Config Model	List Price (\$US)	Factory-Installed Options List Price Adders (\$US)				
			Drain Pan Options			Mechanical Options	Coil Options
			Electric	Hot Gas Loop	Double Wall Insulated	TXV	Bronz-Glow or ElectroFin
CHF480CPA	CHF480SA	17,312	Standard	615	Call Factory	1,099	4,334
CHF560CA	CHF560SA	18,099	Standard	615	Call Factory	1,099	5,189
CHF560CPA	CHF560SA	19,329	Standard	615	Call Factory	1,099	5,189
CHF650CA	CHF650SA	20,204	Standard	615	Call Factory	1,099	5,189
CHF650CPA	CHF650SA	21,436	Standard	615	Call Factory	1,099	5,189
CHF710CA	CHF710SA	21,789	Standard	615	Call Factory	1,304	6,357
CHF710CPA	CHF710SA	23,371	Standard	615	Call Factory	1,304	6,142
CHF840CA	CHF840SA	28,642	Standard	615	Call Factory	1,304	6,357
CHF840CPA	CHF840SA	30,219	Standard	615	Call Factory	1,304	6,357
CHF890CPA	CHF890SA	31,103	Standard	1,098	Call Factory	1,304	7,368
CHF1050CPA	CHF1050SA	35,143	Standard	1,098	Call Factory	1,304	7,368
CHF1220CPA	CHF1220SA	39,359	Standard	1,098	Call Factory	1,607	8,042
CHF1440CPA	CHF1440SA	49,377	Standard	1,098	Call Factory	1,607	10,042
CHF1860CPB	CHF1860SB	59,744	Standard	1,580	Call Factory	1,607	Call Factory
Hot Gas Defrost Models with Standard Motors - 460/1/60							
CHG450MA	CHG450SA	14,407	Standard	615	Call Factory	1,099	4,334
CHG550MA	CHG550SA	16,869	Standard	615	Call Factory	1,099	4,334
CHF400MA	CHF400SA	13,532	Standard	615	Call Factory	1,099	4,334
CHF480MA	CHF480SA	16,518	Standard	615	Call Factory	1,099	4,334
Hot Gas Defrost Models with Standard Motors - 460/3/60							
CHG450DPA	CHG450SA	15,200	Standard	615	Call Factory	1,099	4,334
CHG550DPA	CHG550SA	17,659	Standard	615	Call Factory	1,099	4,334
CHG640DA	CHG640SA	18,273	Standard	615	Call Factory	1,099	5,189
CHG640DPA	CHG640SA	19,505	Standard	615	Call Factory	1,099	5,189
CHG740DA	CHG740SA	21,789	Standard	615	Call Factory	1,099	5,189
CHG740DPA	CHG740SA	23,018	Standard	615	Call Factory	1,099	5,189
CHG810DA	CHG810SA	26,009	Standard	615	Call Factory	1,304	6,357
CHG810DPA	CHG810SA	27,589	Standard	615	Call Factory	1,304	6,357
CHG950DA	CHG950SA	28,994	Standard	615	Call Factory	1,304	6,357
CHG950DPA	CHG950SA	30,573	Standard	615	Call Factory	1,304	6,357
CHG1020DPA	CHG1020SA	31,103	Standard	1,098	Call Factory	1,304	7,368
CHG1200DPA	CHG1200SA	35,845	Standard	1,098	Call Factory	1,304	7,368
CHG1390DPA	CHG1390SA	39,359	Standard	1,098	Call Factory	1,607	8,042
CHG1650DPA	CHG1650SA	48,321	Standard	1,098	Call Factory	1,607	10,042

Regulation Requires VFD Approved Motors!

California Energy Commission Title 24, Section 126

Effective 01/01/2010, refrigerated warehouses with a total cold storage and frozen storage area exceeding 3,000 square feet must be variable speed and controlled in response to space conditions. Single phase evaporator fan motors less than 1 HP and less than 460V must be variable speed EC motors. Exception: Evaporators served by a single compressor without unloading capability.

Notes:

- Adjustable Defrost Term/Fan Delay standard.
- Customer to supply VFD to control VFD approved motors.
- TXV = Expansion Valve
- 3 Phase Low temp motors and Stainless Steel Cabinet & Pan, Drain Pan Baffles, Electric Re-Heat Option, Dual Circuited Coils, and Copper Fin Coils are available. Contact your Sales Representative or Account Engineer for more information.
- Must specify which coating at time of order entry.

Large Unit Coolers

Hot Gas Defrost Models & Options

When Do You Choose a Configurable Model?

- Choose when there is not a standard model listed or you want to add factory-installed options.
- When ordering a configurable model, remember to specify the voltage and fan motor type.

Climate Control Standard Model	Climate Control Config Model	List Price (\$US)	Factory-Installed Options List Price Adders (\$US)				
			Drain Pan Options			Mechanical Options	Coil Options
			Electric	Hot Gas Loop	Double Wall Insulated	TXV	Bronz-Glow or ElectroFin
CHG2120DPB	CHG2120SB	60,795	Standard	1,580	Call Factory	1,607	Call Factory
CHF400DPA	CHF400SA	14,320	Standard	615	Call Factory	1,099	4,334
CHF480DPA	CHF480SA	17,312	Standard	615	Call Factory	1,099	4,334
CHF560DA	CHF560SA	18,099	Standard	615	Call Factory	1,099	5,189
CHF560DPA	CHF560SA	19,329	Standard	615	Call Factory	1,099	5,189
CHF650DA	CHF650SA	20,204	Standard	615	Call Factory	1,099	5,189
CHF650DPA	CHF650SA	21,436	Standard	615	Call Factory	1,099	5,189
CHF710DA	CHF710SA	21,789	Standard	615	Call Factory	1,304	6,357
CHF710DPA	CHF710SA	23,371	Standard	615	Call Factory	1,304	6,357
CHF840DA	CHF840SA	28,642	Standard	615	Call Factory	1,304	6,357
CHF840DPA	CHF840SA	30,219	Standard	615	Call Factory	1,304	6,357
CHF890DPA	CHF890SA	31,103	Standard	1,098	Call Factory	1,304	7,368
CHF1050DPA	CHF1050SA	35,143	Standard	1,098	Call Factory	1,304	7,368
CHF1220DPA	CHF1220SA	39,359	Standard	1,098	Call Factory	1,607	8,042
CHF1440DPA	CHF1440SA	49,377	Standard	1,098	Call Factory	1,607	10,042
CHF1860DPB	CHF1860SB	59,744	Standard	1,580	Call Factory	1,607	Call Factory

Hot Gas Defrost Models with High CFM Motors - 208-230/3/60

-	CHG450SA	17,483	Standard	615	Call Factory	1,099	4,334
-	CHG550SA	19,945	Standard	615	Call Factory	1,099	4,334
-	CHG640SA	22,884	Standard	615	Call Factory	1,099	5,189
-	CHG740SA	26,400	Standard	615	Call Factory	1,099	5,189
-	CHG810SA	32,157	Standard	615	Call Factory	1,304	6,357
-	CHG950SA	35,142	Standard	615	Call Factory	1,304	6,357
-	CHG1020SA	35,417	Standard	1,098	Call Factory	1,304	7,368
-	CHG1200SA	40,159	Standard	1,098	Call Factory	1,304	7,368
-	CHG1390SA	43,673	Standard	1,098	Call Factory	1,607	8,042
-	CHG1650SA	52,635	Standard	1,098	Call Factory	1,607	10,042
-	CHG2120SB	66,547	Standard	1,580	Call Factory	1,607	Call Factory
-	CHF400SA	16,608	Standard	615	Call Factory	1,099	4,334
-	CHF480SA	19,593	Standard	615	Call Factory	1,099	4,334
-	CHF560SA	22,710	Standard	615	Call Factory	1,099	5,189
-	CHF650SA	24,815	Standard	615	Call Factory	1,099	5,189
-	CHF710SA	27,937	Standard	615	Call Factory	1,304	6,357
-	CHF840SA	34,790	Standard	615	Call Factory	1,304	6,357

Regulation Requires VFD Approved Motors!

California Energy Commission Title 24, Section 126

Effective 01/01/2010, refrigerated warehouses with a total cold storage and frozen storage area exceeding 3,000 square feet must be variable speed and controlled in response to space conditions. Single phase evaporator fan motors less than 1 HP and less than 460V must be variable speed EC motors. Exception: Evaporators served by a single compressor without unloading capability.

Notes:

- Adjustable Defrost Term/Fan Delay standard.
- Customer to supply VFD to control VFD approved motors.
- TXV = Expansion Valve
- 3 Phase Low temp motors and Stainless Steel Cabinet & Pan, Drain Pan Baffles, Electric Re-Heat Option, Dual Circuited Coils, and Copper Fin Coils are available. Contact your Sales Representative or Account Engineer for more information.
- Must specify which coating at time of order entry.

Refrigerated Warehouse Unit Coolers



Large Unit Coolers

Hot Gas Defrost Models & Options

When Do You Choose a Configurable Model?

- Choose when there is not a standard model listed or you want to add factory-installed options.
- When ordering a configurable model, remember to specify the voltage and fan motor type.

Climate Control Standard Model	Climate Control Config Model	List Price (\$US)	Factory-Installed Options List Price Adders (\$US)				
			Drain Pan Options			Mechanical Options	Coil Options
			Electric	Hot Gas Loop	Double Wall Insulated	TXV	Bronz-Glow or ElectroFin
-	CHF890SA	35,417	Standard	1,098	Call Factory	1,304	7,368
-	CHF1050SA	39,457	Standard	1,098	Call Factory	1,304	7,368
-	CHF1220SA	43,673	Standard	1,098	Call Factory	1,607	8,042
-	CHF1440SA	53,691	Standard	1,098	Call Factory	1,607	10,042
-	CHF1860SB	65,496	Standard	1,580	Call Factory	1,607	Call Factory
Hot Gas Defrost Models with High CFM Motors - 460/3/60							
-	CHG450SA	17,483	Standard	615	Call Factory	1,099	4,334
-	CHG550SA	19,945	Standard	615	Call Factory	1,099	4,334
-	CHG640SA	22,884	Standard	615	Call Factory	1,099	5,189
-	CHG740SA	26,400	Standard	615	Call Factory	1,099	5,189
-	CHG810SA	32,157	Standard	615	Call Factory	1,304	6,357
-	CHG950SA	35,142	Standard	615	Call Factory	1,304	6,357
-	CHG1020SA	35,417	Standard	1,098	Call Factory	1,304	7,368
-	CHG1200SA	40,159	Standard	1,098	Call Factory	1,304	7,368
-	CHG1390SA	43,673	Standard	1,098	Call Factory	1,607	8,042
-	CHG1650SA	52,635	Standard	1,098	Call Factory	1,607	10,042
-	CHG2120SB	66,547	Standard	1,580	Call Factory	1,607	Call Factory
-	CHF400SA	16,608	Standard	615	Call Factory	1,099	4,334
-	CHF480SA	19,593	Standard	615	Call Factory	1,099	4,334
-	CHF560SA	22,710	Standard	615	Call Factory	1,099	5,189
-	CHF650SA	24,815	Standard	615	Call Factory	1,099	5,189
-	CHF710SA	27,937	Standard	615	Call Factory	1,304	6,357
-	CHF840SA	34,790	Standard	615	Call Factory	1,304	6,357
-	CHF890SA	35,417	Standard	1,098	Call Factory	1,304	7,368
-	CHF1050SA	39,457	Standard	1,098	Call Factory	1,304	7,368
-	CHF1220SA	43,673	Standard	1,098	Call Factory	1,607	8,042
-	CHF1440SA	53,691	Standard	1,098	Call Factory	1,607	10,042
-	CHF1860SB	65,496	Standard	1,580	Call Factory	1,607	Call Factory

Regulation Requires VFD Approved Motors!

California Energy Commission Title 24, Section 126

Effective 01/01/2010, refrigerated warehouses with a total cold storage and frozen storage area exceeding 3,000 square feet must be variable speed and controlled in response to space conditions. Single phase evaporator fan motors less than 1 HP and less than 460V must be variable speed EC motors. Exception: Evaporators served by a single compressor without unloading capability.

Notes:

- Adjustable Defrost Term/Fan Delay standard.
- Customer to supply VFD to control VFD approved motors.
- TXV = Expansion Valve
- 3 Phase Low temp motors and Stainless Steel Cabinet & Pan, Drain Pan Baffles, Electric Re-Heat Option, Dual Circuited Coils, and Copper Fin Coils are available. Contact your Sales Representative or Account Engineer for more information.
- Must specify which coating at time of order entry.

Large Unit Coolers

Hot Gas Reverse Cycle Kits

Need a Hot Gas Reverse Cycle Kit?

Need help? Please contact your local Sales Representative or Account Engineer for assistance.

Kits for Models with Standard Electric Pan

Climate Control Hot Gas Models Used On		Factory-Installed		Shipped-Loose	
CHG	CHF	Option Code	List Price Adder (\$US)	Part Number	List Price (\$US)
450 - 550	400 - 480	RCK.EP-1	3,282	89910901	969
640 - 950	560 - 840	RCK.EP-2	3,282	89910902	1,110
1020	890	RCK.EP-3	3,282	89910903	1,384
1200	1050	RCK.EP-4	4,786	89910904	1,535
1390	1220	RCK.EP-5	4,786	89911101	1,710
1650 - 2120	1440 - 1860	RCK.EP-6	4,786	89911301	1,710

Notes:

- Factory-installed kits include expansion valve and TXV bypass check valve assembly. Specify valve model style, refrigerant, and SST on order.
- Shipped-loose kits include one check valve and piping for TXV bypass around expansion valve. Kit does not include expansion valve.

Kits for Models with Optional Hot Gas Pan

Climate Control Hot Gas Models Used On		Factory-Installed		Shipped-Loose	
CHG	CHF	Option Code	List Price Adder (\$US)	Part Number	List Price (\$US)
450 - 550	400 - 480	RCK.HGP-1	5,020	89910905	2,400
640 - 950	560 - 840	RCK.HGP-2	5,635	89910906	3,048
1020	890	RCK.HGP-3	5,898	89910907	3,323
1200	1050	RCK.HGP-4	6,566	89910908	3,737
1390	1220	RCK.HGP-5	8,863	89911102	5,861
1650	1440	RCK.HGP-6	9,423	89911302	6,452
2120	1860	RCK.HGP-7	9,440	89911303	6,472

Notes:

- Factory installed kits included expansion valve, TXV Bypass check valve assembly, suction check valve assembly, and drain pan check valve assembly. Kit does not include hot gas pan price. Specify valve model style, refrigerant, and SST on order.
- Shipped-loose kits include one check valve and piping for TXV bypass around expansion valve, one check valve and piping for drain pan assembly and one check valve and piping for suction assembly. Kit does not include Hot gas pan pricing. Kit does not include expansion valve.

Refrigerated Warehouse Unit Coolers



Large Unit Coolers

Shipped-Loose Accessories

A wide range of shipped-loose accessories are available to order. Can't Find Something or need help selecting the appropriate accessory for your unit? Please contact your local Sales Representative or Account Engineer for assistance.

Part Number	Description	List Price (\$US)	Notes
Room Thermostats			
2891040	Room Thermostat	309	-
28963301	Electronic Room Thermostat	502	-
Extended Throw			
89910701	Collar for Air Throw (24" fan)	535	Must be used with wire fan guards. Must order 1 per fan.
89904401	Collar for Air Throw (30" fan)	713	Must be used with wire fan guards. Must order 1 per fan.
Defrost Controls			
21340101	Electric Defrost Timer (60 Hz)	362	-
5505-R	30-Amp Contactor	387	Use as fan or heater contactor
5738-N	50-Amp Contactor	440	Use Interlink part 2252340
Check Valves			
5731F	1 5/8" Suction Line Check Valve	881	-
2933034	2 1/8" Suction Line Check Valve	1,805	-
2933042	2 5/8" Suction Line Check Valve	2,078	-
Drain Line Heaters			
5508Q	6 ft. Drain Line heater (208-230V, 42 Watts)	157	-
5594P	12 ft. Drain Line heater (208-230V, 84 Watts)	171	-
5595P	18 ft. Drain Line heater (208-230V, 126 Watts)	203	-
5596P	36 ft. Drain Line heater (208-230V, 252 Watts)	311	-
5597P	60 ft. Drain Line heater (208-230V, 420 Watts)	573	-
Heat Exchangers			
24200009	Heat Exchanger used on 520 - 630 Air Defrost Models, 450 - 550 Electric & Hot Gas Defrost Models (6 FPI), and 400 - 480 Electric & Hot Gas Defrost Models (4.5 FPI)	605	7/8" Liquid Connection OD, 1 5/8" Suction Connection OD, 16" Length, 4lbs Approx. Ship Wt.
24200010	Heat Exchanger used on 750 - 850 Air Defrost Models	929	7/8" Liquid Connection OD, 2 1/8" Suction Connection OD, 17" Length, 6lbs Approx. Ship Wt.
24200011	Heat Exchanger used on 930 - 1400 Air Defrost Models, 640 Electric & Hot Gas Defrost Models (6 FPI), and 560 - 650 Electric & Hot Gas Defrost Models (4.5 FPI)	1,275	7/8" Liquid Connection OD, 2 1/8" Suction Connection OD, 25" Length, 8lbs Approx. Ship Wt.
24200012	Heat Exchanger used on 740 - 1390 Electric & Hot Gas Defrost Models (6 FPI), and 710 - 1220 Electric & Hot Gas Defrost Models (4.5 FPI)	1,496	1 1/8" Liquid Connection OD, 2 1/8" Suction Connection OD, 27" Length, 9lbs Approx. Ship Wt.
24200013	Heat Exchanger used on 1610 - 2440 Air Defrost Models	1,608	1 1/8" Liquid Connection OD, 2 5/8" Suction Connection OD, 28" Length, 10lbs Approx. Ship Wt.
24200015	Heat Exchanger used on 2500 - 2780 Air Defrost Models, 1650 - 2120 Electric & Hot Gas Defrost Models (6 FPI), and 1440 - 1860 Electric & Hot Gas Defrost Models (4.5 FPI)	2,169	1 3/8" Liquid Connection OD, 2 5/8" Suction Connection OD, 32" Length, 10lbs Approx. Ship Wt.

Large Unit Coolers

Shipped-Loose Accessories

Expansion Valves (TXV)

When placing order, please specify refrigerant type, saturated suction temperature (SST), liquid temperature, and room temperature.

Part Number	List Price (\$US)	Capacity Range (BTUH)
TXV036	359	24,000 BTUH to 36,000 BTUH
TXV060	583	36,000 BTUH to 60,000 BTUH
TXV120	738	60,000 BTUH to 120,000 BTUH
TXV360	930	120,000 BTUH to 360,000 BTUH
TXV540	1,350	360,000 BTUH to 540,000 BTUH

Liquid-line Solenoid Valves (LLSV)

Part Number	List Price (\$US)	Size	Capacity Range (R-404A)	
			Medium Temperature Application (BTUH)	Low Temperature Application (BTUH)
5766Y	371	1/2	51,000 BTUH to 72,000 BTUH	44,000 BTUH to 62,000 BTUH
5768Y	492	5/8	72,000 BTUH to 144,000 BTUH	62,000 BTUH to 120,000 BTUH
5804E	608	7/8	144,000 BTUH to 216,000 BTUH	120,000 BTUH to 185,000 BTUH
5803E	760	1 1/8	216,000 BTUH to 380,000 BTUH	185,000 BTUH to 315,000 BTUH
29318011	371	3/8	24,000 BTUH to 44,000 BTUH	21,000 BTUH to 38,000 BTUH
29318012	371	1/2	36,000 BTUH to 51,000 BTUH	31,000 BTUH to 44,000 BTUH
2930117 (120V)	1,096	1 3/8	380,000 BTUH to 652,000 BTUH	315,000 BTUH to 540,000 BTUH
2930104	1,096	1 3/8	380,000 BTUH to 652,000 BTUH	315,000 BTUH to 540,000 BTUH

Air-Cooled Condensing Units

1/2 - 6 HP Horizontal Air Discharge

Overview



Product Description

The 1/2 through 6 HP line of air-cooled condensing units with HyperCore™ microchannel coil technology is ideal for convenience store, restaurant and other commercial applications. Available with hermetic, Scroll®, or semi-hermetic compressors and indoor or outdoor models, this line is a good fit for many applications.

Opting for IntelliGen™ / Beacon II™ Refrigeration System with Smart Defrost, factory mounted Smart Defrost Kit (TM), or Variable Speed EC (VSEC) Motor with Orbus (TM) Controller increase energy efficiency of the refrigeration system.

Certifications



Cabinet & Construction

- HyperCore microchannel coil technology standard on most models.
- Painted steel cabinets for superior strength and corrosion protection
- Heavy duty steel raised base with 1-1/2" legs
- Fan guards and wiring conduit on indoor models

Serviceability

- Suction service valves for hermetic and scroll compressors located outside the cabinet for quick installations. Semi-hermetic compressor models have a suction valve on the compressor and an access fitting on the suction line entering the cabinet.
- Receiver with fusible plug, liquid shutoff valve and charging port is standard
- Large electrical panel for ease of access
- Prefabricated wiring harnesses for tight crimp connections and consistent labeling
- Unit stays on if the hood is removed for servicing
- Sight glass is easily viewable

Quality

- All units are completely leak tested in a helium environment, bump tested and allowed to cycle off on the high and low pressure control. Each unit has a copy of the run data shipped inside the electrical panel
- Electrical circuits are completely checked for continuity
- Piping is laid out to minimize stress and vibration and is pre-bent to eliminate leaks
- Encapsulated, auto-reset, high and low pressure controls to eliminate leaks (adjustable low pressure control standard on low temperature, extended medium temperature and medium temperature scroll models.)

Components

Fan

- Specifically matched with motor and coil to attain maximum air movement and cooling

Motor

- Rated for 50 and 60 cycle application
- Standard PSC or optional Variable Speed EC (VSEC) with Orbus™ Controller

Compressor

- Wide variety of compressors including: hermetic, semi-hermetic and scroll. R-404A/507, R407A, R407C, R407F, R448A, and R449A available for both medium and low temperature applications
- Spring-mounted compressors with vibration eliminators on all 1-1/2 to 6 HP semi-hermetic compressors; 1/2 to 1 HP compressors are rigid mounted and have a discharge loop
- Discharge service valves come standard on all units including hermetics

Nomenclature

C	Z	T	X	10	M	6	C	-
Model	Compressor	Application	Manufacture	Equiv. HP	Temperature	Refrigerant	Voltage	Identifier
C = Climate Control	H = Hermetic S = Semi-Hermetic Z = Scroll	S = IntelliGen™/Beacon II™ T = Outdoor N = Indoor	X = LG O = Copeland	05 = 1/2 HP 08/09 = 3/4 HP 10,11 = 1 HP 1* = 1-1/2 HP 2* = 2 HP 3* = 3HP 4* = 4 HP 5* = 5 HP 60 = 6 HP	H = High L = Low M = Medium E = Extra Low X = Extended Medium	6 = R-404A/ R-507A, R-407A/F, R-407C, R-448A/ R-449A	B = 208- 230/1/60 C = 208- 230/3/60 D = 460/3/60	Blank = Configurable Model F = Stockable Model FM = Stockable Model with No Accumulator FMT = Stockable Model with Timer and No Accumulator

½ - 6 HP Horizontal Air Discharge

Standard & Configurable Models Pricing

Standard Outdoor

- Prepainted galvanized cabinet
- Head pressure control valve
- Crankcase heater
- Fixed low pressure control for M6, & H6 models.
- Adjustable low pressure control for L6 & X6 models
- Liquid-line drier assembly
- Electric defrost timer on 011-035L6 and electric defrost kit on 040-060L6

Configurable Models

Outdoor (T)

- Prepainted galvanized cabinet
- Head pressure control valve
- Crankcase heater
- Fixed low pressure control for M6, & H6 models.
- Adjustable low pressure control for L6, X6 and Scroll M6 models

Indoor (N)

- No cabinet hood
- Fan guards
- Wiring conduit
- Fixed low pressure control for H2, M6, & H6 models.
- Adjustable low pressure control for L6, X6 and Scroll M6 models

intelliGen™ / Beacon II™

- Outdoor Unit with hood
- Head pressure control valve
- Wired for intelliGen™ / Beacon II™ control
- intelliGen™ / Beacon II™ fan cycling for two fan units only

Need to customize? Look at the factory-installed options starting on page 94.

Standard Outdoor		Outdoor (T)		Indoor (N)		intelliGen™ / Beacon II™		Voltage	Cabinet	Notes
Climate Control Model	List Price (\$US)	Climate Control Model	List Price (\$US)	Climate Control Model	List Price (\$US)	Climate Control Model	List Price (\$US)			
Hermetic High Temperature (R-404A/507)										
CHT005H6BF	6,342	CHT005H6B	5,777	CHN005H6B	4,585	CHS005H6B	6,255	208-230/1/60	A	-
CHT009H6BF	6,851	CHT009H6B	6,286	CHN009H6B	4,838	CHS009H6B	6,761	208-230/1/60	A	-
CHT010H6BF	7,210	CHT010H6B	6,645	CHN010H6B	5,195	CHS010H6B	7,121	208-230/1/60	A	See footnote 1
CHT010H6CF	7,123	CHT010H6C	6,558	CHN010H6C	5,271	CHS010H6C	7,033	208-230/3/60	A	See footnote 1
CHT015H6BF	7,822	CHT015H6B	7,257	CHN015H6B	5,798	CHS015H6B	8,148	208-230/1/60	B	-
CHT015H6CF	7,796	CHT015H6C	7,231	CHN015H6C	5,774	CHS015H6C	8,119	208-230/3/60	B	-
CHT025H6BF	8,592	CHT025H6B	8,027	CHN025H6B	6,863	CHS025H6B	8,751	208-230/1/60	B	-
CHT025H6CF	8,391	CHT025H6C	7,826	CHN025H6C	6,705	CHS025H6C	8,549	208-230/3/60	B	-
CHT032H6BF	9,480	CHT032H6B	8,825	CHN032H6B	7,773	CHS032H6B	9,301	208-230/1/60	D	-
CHT032H6CF	9,281	CHT032H6C	8,626	CHN032H6C	7,570	CHS032H6C	9,102	208-230/3/60	D	-
Hermetic Extended Temperature (R-404A/507, R407C, R448A, and R449A)										
CHT005X6BFM	6,510	CHT005X6B	5,945	CHN005X6B	4,754	CHS005X6B	6,421	208-230/1/60	A	See footnote 2
CHT008X6BFM	6,568	CHT008X6B	6,003	CHN008X6B	4,795	CHS008X6B	6,479	208-230/1/60	A	See footnote 2
CHT009X6BFM	7,018	CHT009X6B	6,453	CHN009X6B	5,006	CHS009X6B	6,928	208-230/1/60	A	See footnote 2
CHT010X6BFM	7,378	CHT010X6B	6,813	CHN010X6B	5,361	CHS010X6B	7,288	208-230/1/60	A	See footnote 1, 2
CHT010X6CFM	7,288	CHT010X6C	6,723	CHN010X6C	5,271	CHS010X6C	7,199	208-230/3/60	A	See footnote 1, 2
CHT005X6BFMT	7,112	-	-	-	-	-	-	208-230/1/60	A	See footnote 3
CHT008X6BFMT	7,170	-	-	-	-	-	-	208-230/1/60	A	See footnote 3
CHT009X6BFMT	7,620	-	-	-	-	-	-	208-230/1/60	A	See footnote 3
CHT010X6BFMT	7,980	-	-	-	-	-	-	208-230/1/60	A	See footnote 1, 3
CHT010X6CFMT	7,890	-	-	-	-	-	-	208-230/3/60	A	See footnote 1, 3
Hermetic Extended/Medium Temperature (R-404A/507)										
CHT015X6BFM	7,990	CHT015X6B	7,425	CHN015X6B	5,964	CHS015X6B	8,314	208-230/1/60	B	See footnote 2
CHT015X6CFM	7,963	CHT015X6C	7,398	CHN015X6C	5,941	CHS015X6C	8,287	208-230/3/60	B	See footnote 2
CHT020X6BFM	8,419	CHT020X6B	7,854	CHN020X6B	6,392	CHS020X6B	8,745	208-230/1/60	B	See footnote 2
CHT020X6CFM	8,585	CHT020X6C	8,020	CHN020X6C	6,562	CHS020X6C	8,908	208-230/3/60	B	See footnote 2

Notes:

1. Not Suitable for R-507
2. Suction accumulator is available as an option.
3. Includes electric defrost timer.
4. Includes air defrost timer. Suitable for medium temperature applications only.
5. Includes standard liquid line required for liquid injection.
6. Model provided with Round Tube Plate Fin (RTPF) condenser coil instead of microchannel coil.
7. Model provided with adjustable low pressure switch. Can also be used for R-407A/F, R-407C and R-448A/449A Medium temperature applications.

Air-Cooled Condensing Units



½ - 6 HP Horizontal Air Discharge Standard & Configurable Models Pricing

Standard Outdoor		Outdoor (T)		Indoor (N)		intelliGen™ / Beacon II™		Voltage	Cabinet	Notes
Climate Control Model	List Price (\$US)	Climate Control Model	List Price (\$US)	Climate Control Model	List Price (\$US)	Climate Control Model	List Price (\$US)			
CHT025X6BFM	9,099	CHT025X6B	8,534	CHN025X6B	7,031	CHS025X6B	8,919	208-230/1/60	B	See footnote 2
CHT025X6CFM	8,939	CHT025X6C	8,374	CHN025X6C	6,872	CHS025X6C	8,717	208-230/3/60	B	See footnote 2
-	-	CHT025X6D	9,379	CHN025X6D	7,875	CHS025X6D	9,740	460/3/60	B	See footnote 2
CHT030X6BFM	9,135	CHT030X6B	8,480	CHN030X6B	7,426	CHS030X6B	8,956	208-230/1/60	D	See footnote 2
CHT030X6CFM	8,935	CHT030X6C	8,280	CHN030X6C	7,229	CHS030X6C	8,753	208-230/3/60	D	See footnote 2
-	-	CHT030X6D	9,302	CHN030X6D	8,251	CHS030X6D	9,778	460/3/60	D	See footnote 2
CHT032X6BFM	9,648	CHT032X6B	8,993	CHN032X6B	7,942	CHS032X6B	9,468	208-230/1/60	D	See footnote 2
CHT032X6CFM	9,448	CHT032X6C	8,793	CHN032X6C	7,738	CHS032X6C	9,269	208-230/3/60	D	See footnote 2
-	-	CHT032X6D	9,839	CHN032X6D	8,789	CHS032X6D	10,317	460/3/60	D	See footnote 2
CHT015X6BFMT	8,592	-	-	-	-	-	-	208-230/1/60	B	See footnote 3
CHT015X6CFMT	8,565	-	-	-	-	-	-	208-230/3/60	B	See footnote 3
CHT020X6BFMT	9,021	-	-	-	-	-	-	208-230/1/60	B	See footnote 3
CHT020X6CFMT	9,187	-	-	-	-	-	-	208-230/3/60	B	See footnote 3
CHT025X6BFMT	9,701	-	-	-	-	-	-	208-230/1/60	B	See footnote 3
CHT025X6CFMT	9,541	-	-	-	-	-	-	208-230/3/60	B	See footnote 3
CHT030X6BFMT	9,737	-	-	-	-	-	-	208-230/1/60	D	See footnote 4
CHT030X6CFMT	9,537	-	-	-	-	-	-	208-230/3/60	D	See footnote 4
CHT032X6BFMT	10,250	-	-	-	-	-	-	208-230/1/60	D	See footnote 4
CHT032X6CFMT	10,050	-	-	-	-	-	-	208-230/3/60	D	See footnote 4
Hermetic Low Temperature (R-404A/507)										
CHT011L6BF	7,786	CHT011L6B	6,619	CHN011L6B	5,405	CHS011L6B	7,095	208-230/1/60	A	-
CHT011L6CF	7,916	CHT011L6C	6,749	CHN011L6C	5,510	CHS011L6C	7,223	208-230/3/60	A	-
CHT014L6BF	7,816	CHT014L6B	6,649	CHN014L6B	5,439	CHS014L6B	7,125	208-230/1/60	A	-
CHT014L6CF	7,965	CHT014L6C	6,798	CHN014L6C	5,567	CHS014L6C	7,275	208-230/3/60	A	-
CHT019L6BF	8,180	CHT019L6B	7,013	CHN019L6B	5,678	CHS019L6B	7,695	208-230/1/60	B	-
CHT019L6CF	8,434	CHT019L6C	7,267	CHN019L6C	5,918	CHS019L6C	7,935	208-230/3/60	B	-
CHT025L6BF	8,540	CHT025L6B	7,373	CHN025L6B	5,912	CHS025L6B	8,262	208-230/1/60	B	-
CHT025L6CF	8,902	CHT025L6C	7,735	CHN025L6C	6,269	CHS025L6C	8,623	208-230/3/60	B	-
CHT031L6BF	11,248	CHT031L6B	9,991	CHN031L6B	8,997	CHS031L6B	10,883	208-230/1/60	C	-
CHT031L6CF	11,401	CHT031L6C	10,144	CHN031L6C	9,148	CHS031L6C	11,035	208-230/3/60	C	-
-	-	CHT031L6D	10,694	CHN031L6D	9,698	CHS031L6D	11,583	460/3/60	C	-
Scroll Medium Temperature (R-404A/507, R407A, R407C, R448A, and R449A)										
-	-	CZT005M6B	6,268	CZN005M6B	5,893	CZS005M6B	6,645	208-230/1/60	C	See footnote 7
-	-	CZT005M6C	6,362	CZN005M6C	5,980	CZS005M6C	6,743	208-230/3/60	C	See footnote 7
-	-	CZT008M6B	6,919	CZN008M6B	6,505	CZS008M6B	7,334	208-230/1/60	C	See footnote 7
-	-	CZT008M6C	7,022	CZN008M6C	6,601	CZS008M6C	7,444	208-230/3/60	C	See footnote 7
-	-	CZT009M6B	7,265	CZN009M6B	6,829	CZS009M6B	7,700	208-230/1/60	C	See footnote 7
-	-	CZT009M6C	7,374	CZN009M6C	6,931	CZS009M6C	7,816	208-230/3/60	C	See footnote 7

Notes:

1. Not Suitable for R-507
2. Suction accumulator is available as an option.
3. Includes electric defrost timer.
4. Includes air defrost timer. Suitable for medium temperature applications only.
5. Includes standard liquid line required for liquid injection.
6. Model provided with Round Tube Plate Fin (RTPF) condenser coil instead of microchannel coil.
7. Model provided with adjustable low pressure switch. Can also be used for R-407A/F, R-407C and R-448A/449A Medium temperature applications.

½ - 6 HP Horizontal Air Discharge Standard & Configurable Models Pricing

Standard Outdoor		Outdoor (T)		Indoor (N)		intelliGen™ / Beacon II™		Voltage	Cabinet	Notes
Climate Control Model	List Price (\$US)	Climate Control Model	List Price (\$US)	Climate Control Model	List Price (\$US)	Climate Control Model	List Price (\$US)			
-	-	CZTX10M6B	7,501	CZNX10M6B	7,014	CZSX10M6B	7,931	208-230/1/60	C	See footnote 7
-	-	CZT010M6B	7,764	CZN010M6B	7,259	CZS010M6B	8,209	208-230/1/60	C	See footnote 7
-	-	CZTX10M6C	7,474	CZNX10M6C	6,989	CZSX10M6C	7,903	208-230/3/60	C	See footnote 7
-	-	CZT010M6C	7,736	CZN010M6C	7,234	CZS010M6C	8,180	208-230/3/60	C	See footnote 7
-	-	CZTX10M6D	8,343	CZNX10M6D	7,803	CZSX10M6D	8,823	460/3/60	C	See footnote 7
-	-	CZT010M6D	8,635	CZN010M6D	8,076	CZS010M6D	9,132	460/3/60	C	See footnote 7
-	-	CZTX15M6B	8,483	CZNX15M6B	7,934	CZSX15M6B	8,970	208-230/1/60	C	See footnote 7
-	-	CZT015M6B	8,780	CZN015M6B	8,212	CZS015M6B	9,284	208-230/1/60	C	See footnote 7
-	-	CZTX15M6C	8,323	CZNX15M6C	7,784	CZSX15M6C	8,803	208-230/3/60	C	See footnote 7
-	-	CZT015M6C	8,614	CZN015M6C	8,056	CZS015M6C	9,111	208-230/3/60	C	See footnote 7
-	-	CZTX15M6D	9,293	CZNX15M6D	8,692	CZSX15M6D	9,828	460/3/60	C	See footnote 7
-	-	CZT015M6D	9,618	CZN015M6D	8,996	CZS015M6D	10,172	460/3/60	C	See footnote 7
-	-	CZTX20M6B	8,493	CZNX20M6B	7,821	CZSX20M6B	9,348	208-230/1/60	C	See footnote 7
-	-	CZT020M6B	8,790	CZN020M6B	8,095	CZS020M6B	9,675	208-230/1/60	C	See footnote 7
-	-	CZTX20M6C	8,559	CZNX20M6C	7,886	CZSX20M6C	9,416	208-230/3/60	C	See footnote 7
-	-	CZT020M6C	8,859	CZN020M6C	8,162	CZS020M6C	9,746	208-230/3/60	C	See footnote 7
-	-	CZTX20M6D	9,053	CZNX20M6D	8,376	CZSX20M6D	9,907	460/3/60	C	See footnote 7
-	-	CZT020M6D	9,370	CZN020M6D	8,669	CZS020M6D	10,254	460/3/60	C	See footnote 7
-	-	CZTX25M6B	8,674	CZNX25M6B	7,998	CZSX25M6B	9,529	208-230/1/60	C	See footnote 7
-	-	CZT025M6B	8,978	CZN025M6B	8,278	CZS025M6B	9,863	208-230/1/60	C	See footnote 7
-	-	CZTX25M6C	8,804	CZNX25M6C	8,134	CZSX25M6C	9,661	208-230/3/60	C	See footnote 7
-	-	CZT025M6C	9,112	CZN025M6C	8,419	CZS025M6C	9,999	208-230/3/60	C	See footnote 7
-	-	CZTX25M6D	9,303	CZNX25M6D	8,627	CZSX25M6D	10,157	460/3/60	C	See footnote 7
-	-	CZT025M6D	9,629	CZN025M6D	8,929	CZS025M6D	10,512	460/3/60	C	See footnote 7
-	-	CZTX30M6B	9,367	CZNX30M6B	8,690	CZSX30M6B	9,822	208-230/1/60	C	See footnote 7
-	-	CZT030M6B	9,695	CZN030M6B	8,994	CZS030M6B	10,166	208-230/1/60	D	See footnote 7
-	-	CZTX30M6C	9,549	CZNX30M6C	8,876	CZSX30M6C	10,006	208-230/3/60	C	See footnote 7
-	-	CZT030M6C	9,883	CZN030M6C	9,187	CZS030M6C	10,356	208-230/3/60	D	See footnote 7
-	-	CZTX30M6D	9,966	CZNX30M6D	9,289	CZSX30M6D	10,420	460/3/60	C	See footnote 7
-	-	CZT030M6D	10,315	CZN030M6D	9,614	CZS030M6D	10,785	460/3/60	D	See footnote 7
-	-	CZTX35M6B	10,402	CZNX35M6B	9,725	CZSX35M6B	10,857	208-230/1/60	C	See footnote 7
-	-	CZT035M6B	10,766	CZN035M6B	10,065	CZS035M6B	11,237	208-230/1/60	D	See footnote 7
-	-	CZTX35M6C	10,583	CZNX35M6C	9,910	CZSX35M6C	11,041	208-230/3/60	C	See footnote 7
-	-	CZT035M6C	10,953	CZN035M6C	10,257	CZS035M6C	11,427	208-230/3/60	D	See footnote 7
-	-	CZTX35M6D	11,000	CZNX35M6D	10,324	CZSX35M6D	11,458	460/3/60	C	See footnote 7
-	-	CZT035M6D	11,385	CZN035M6D	10,685	CZS035M6D	11,859	460/3/60	D	See footnote 7
-	-	CZTX45M6B	10,560	CZNX45M6B	9,580	CZSX45M6B	11,016	208-230/1/60	C	See footnote 7
-	-	CZT045M6B	10,930	CZN045M6B	9,915	CZS045M6B	11,402	208-230/1/60	D	See footnote 7

Notes:

1. Not Suitable for R-507
2. Suction accumulator is available as an option.
3. Includes electric defrost timer.
4. Includes air defrost timer. Suitable for medium temperature applications only.
5. Includes standard liquid line required for liquid injection.
6. Model provided with Round Tube Plate Fin (RTPF) condenser coil instead of microchannel coil.
7. Model provided with adjustable low pressure switch. Can also be used for R-407A/F, R-407C and R-448A/449A Medium temperature applications.

Air-Cooled Condensing Units



½ - 6 HP Horizontal Air Discharge Standard & Configurable Models Pricing

Standard Outdoor		Outdoor (T)		Indoor (N)		intelliGen™ / Beacon II™		Voltage	Cabinet	Notes
Climate Control Model	List Price (\$US)	Climate Control Model	List Price (\$US)	Climate Control Model	List Price (\$US)	Climate Control Model	List Price (\$US)			
-	-	CZTX45M6C	10,330	CZNX45M6C	9,350	CZSX45M6C	10,786	208-230/3/60	C	See footnote 7
-	-	CZT045M6C	10,692	CZN045M6C	9,677	CZS045M6C	11,164	208-230/3/60	D	See footnote 7
-	-	CZTX45M6D	11,478	CZNX45M6D	10,500	CZSX45M6D	11,937	460/3/60	C	See footnote 7
-	-	CZT045M6D	11,880	CZN045M6D	10,868	CZS045M6D	12,355	460/3/60	D	See footnote 7
-	-	CZTX50M6B	11,486	CZNX50M6B	10,505	CZSX50M6B	11,942	208-230/1/60	C	See footnote 7
-	-	CZT050M6B	11,888	CZN050M6B	10,873	CZS050M6B	12,360	208-230/1/60	D	See footnote 7
-	-	CZTX50M6C	11,236	CZNX50M6C	10,258	CZSX50M6C	11,694	208-230/3/60	C	See footnote 7
-	-	CZT050M6C	11,629	CZN050M6C	10,617	CZS050M6C	12,103	208-230/3/60	D	See footnote 7
-	-	CZTX50M6D	12,483	CZNX50M6D	11,503	CZSX50M6D	12,939	460/3/60	C	See footnote 7
-	-	CZT050M6D	12,920	CZN050M6D	11,906	CZS050M6D	13,392	460/3/60	D	See footnote 7
-	-	CZTX55M6B	12,031	CZNX55M6B	11,356	CZSX55M6B	12,488	208-230/1/60	D	See footnote 7
-	-	CZT055M6B	12,452	CZN055M6B	11,753	CZS055M6B	12,925	208-230/1/60	D	See footnote 7
-	-	CZTX55M6C	12,218	CZNX55M6C	11,542	CZSX55M6C	12,674	208-230/3/60	D	See footnote 7
-	-	CZT055M6C	12,646	CZN055M6C	11,946	CZS055M6C	13,118	208-230/3/60	D	See footnote 7
-	-	CZTX55M6D	12,632	CZNX55M6D	11,953	CZSX55M6D	13,090	460/3/60	D	See footnote 7
-	-	CZT055M6D	13,074	CZN055M6D	12,371	CZS055M6D	13,548	460/3/60	D	See footnote 7
CZTX60M6CF	14,340	CZTX60M6C	13,685	CZNX60M6C	12,995	CZSX60M6C	14,142	208-230/3/60	D	See footnote 6, 7
CZT060M6CF	14,819	CZT060M6C	14,164	CZN060M6C	13,450	CZS060M6C	14,637	208-230/3/60	D	See footnote 6, 7
-	-	CZTX60M6D	14,101	CZNX60M6D	13,407	CZSX60M6D	14,556	460/3/60	D	See footnote 6, 7
-	-	CZT060M6D	14,595	CZN060M6D	13,876	CZS060M6D	15,065	460/3/60	D	See footnote 6, 7
Scroll Low Temperature (R-404A/507, R407A, R40C, R407F, R448A, and R449A)										
-	-	CZT006L6B	8,035	CZN006L6B	7,552	CZS006L6B	8,516	208-230/1/60	C	See footnote 5
-	-	CZT006L6C	8,155	CZN006L6C	7,665	CZS006L6C	8,643	208-230/3/60	C	See footnote 5
-	-	CZT008L6B	8,428	CZN008L6B	7,923	CZS008L6B	8,935	208-230/1/60	C	See footnote 5
-	-	CZT008L6C	8,555	CZN008L6C	8,042	CZS008L6C	9,069	208-230/3/60	C	See footnote 5
-	-	CZT008L6D	8,898	CZN008L6D	8,364	CZS008L6D	9,431	460/3/60	C	See footnote 5
-	-	CZT010L6B	8,851	CZN010L6B	8,320	CZS010L6B	9,383	208-230/1/60	C	See footnote 5
-	-	CZT010L6C	8,985	CZN010L6C	8,446	CZS010L6C	9,523	208-230/3/60	C	See footnote 5
-	-	CZT010L6D	9,344	CZN010L6D	8,783	CZS010L6D	9,905	460/3/60	C	See footnote 5
-	-	CZT022L6B	9,455	CZN022L6B	8,888	CZS022L6B	10,022	208-230/1/60	C	See footnote 5
-	-	CZT022L6C	9,598	CZN022L6C	9,021	CZS022L6C	10,172	208-230/3/60	C	See footnote 5
-	-	CZT022L6D	9,981	CZN022L6D	9,382	CZS022L6D	10,580	460/3/60	C	See footnote 5
-	-	CZT025L6B	10,458	CZN025L6B	9,787	CZS025L6B	11,312	208-230/1/60	C	See footnote 5
-	-	CZT025L6C	10,644	CZN025L6C	9,971	CZS025L6C	11,497	208-230/3/60	C	See footnote 5
-	-	CZT025L6D	11,165	CZN025L6D	10,489	CZS025L6D	12,015	460/3/60	C	See footnote 5
-	-	CZT030L6B	10,828	CZN030L6B	10,155	CZS030L6B	11,682	208-230/1/60	C	See footnote 5
CZT030L6CF	11,631	CZT030L6C	11,029	CZN030L6C	10,355	CZS030L6C	11,881	208-230/3/60	C	See footnote 5
-	-	CZT030L6D	11,552	CZN030L6D	10,880	CZS030L6D	12,403	460/3/60	C	See footnote 5
-	-	CZT035L6B	11,886	CZN035L6B	11,214	CZS035L6B	12,738	208-230/1/60	C	See footnote 5

Notes:

1. Not Suitable for R-507
2. Suction accumulator is available as an option.
3. Includes electric defrost timer.
4. Includes air defrost timer. Suitable for medium temperature applications only.
5. Includes standard liquid line required for liquid injection.
6. Model provided with Round Tube Plate Fin (RTPF) condenser coil instead of microchannel coil.
7. Model provided with adjustable low pressure switch. Can also be used for R-407A/F, R-407C and R-448A/449A Medium temperature applications.

½ - 6 HP Horizontal Air Discharge Standard & Configurable Models Pricing

Standard Outdoor		Outdoor (T)		Indoor (N)		intelliGen™ / Beacon II™		Voltage	Cabinet	Notes
Climate Control Model	List Price (\$US)	Climate Control Model	List Price (\$US)	Climate Control Model	List Price (\$US)	Climate Control Model	List Price (\$US)			
CZT035L6CF	12,674	CZT035L6C	12,072	CZN035L6C	11,403	CZS035L6C	12,923	208-230/3/60	C	See footnote 5
-	-	CZT035L6D	12,600	CZN035L6D	11,926	CZS035L6D	13,448	460/3/60	C	See footnote 5
-	-	CZT045L6B	13,318	CZN045L6B	12,649	CZS045L6B	13,773	208-230/1/60	D	See footnote 5
CZT045L6CF	14,359	CZT045L6C	13,502	CZN045L6C	12,829	CZS045L6C	13,956	208-230/3/60	D	See footnote 5
-	-	CZT045L6D	13,915	CZN045L6D	13,240	CZS045L6D	14,366	460/3/60	D	See footnote 5
-	-	CZT055L6B	13,731	CZN055L6B	13,059	CZS055L6B	14,187	208-230/1/60	D	See footnote 5
CZT055L6CF	14,772	CZT055L6C	13,915	CZN055L6C	13,240	CZS055L6C	14,366	208-230/3/60	D	See footnote 5
-	-	CZT055L6D	14,328	CZN055L6D	13,657	CZS055L6D	14,781	460/3/60	D	See footnote 5
CZT060L6CF	15,652	CZT060L6C	14,795	CZN060L6C	14,126	CZS060L6C	15,250	208-230/3/60	D	See footnote 5
-	-	CZT060L6D	15,207	CZN060L6D	14,537	CZS060L6D	15,663	460/3/60	D	See footnote 5
Semi-Hermetic Medium Temperature (R-404A/507)										
-	-	CST010M6B	8,424	CSN010M6B	7,317	CSS010M6B	8,898	208-230/1/60	A	-
-	-	CST010M6C	8,447	CSN010M6C	7,343	CSS010M6C	8,919	208-230/3/60	A	-
-	-	CST020M6B	10,979	CSN020M6B	9,837	CSS020M6B	11,865	208-230/1/60	B	See footnote 6
-	-	CST020M6C	10,812	CSN020M6C	9,652	CSS020M6C	11,697	208-230/3/60	B	See footnote 6
-	-	CST021M6C	12,025	CSN021M6C	10,866	CSS021M6C	12,911	208-230/3/60	B	See footnote 6
-	-	CST021M6D	12,697	CSN021M6D	11,537	CSS021M6D	13,583	460/3/60	B	See footnote 6
-	-	CST030M6C	14,342	CSN030M6C	13,325	CSS030M6C	14,816	208-230/3/60	D	See footnote 6
-	-	CST030M6D	15,008	CSN030M6D	13,994	CSS030M6D	15,485	460/3/60	D	See footnote 6
Semi-Hermetic Low Temperature (R-404A/507)										
-	-	CST005L6B	7,444	CSN005L6B	6,542	CSS005L6B	7,916	208-230/1/60	A	-
-	-	CST005L6C	7,536	CSN005L6C	6,633	CSS005L6C	8,006	208-230/3/60	A	-
-	-	CST008L6B	8,047	CSN008L6B	6,940	CSS008L6B	8,521	208-230/1/60	A	-
-	-	CST008L6C	8,068	CSN008L6C	6,960	CSS008L6C	8,540	208-230/3/60	A	-
-	-	CST010L6B	8,595	CSN010L6B	7,491	CSS010L6B	9,063	208-230/1/60	A	-
-	-	CST010L6C	8,603	CSN010L6C	7,505	CSS010L6C	9,076	208-230/3/60	A	-
CST015L6BF	11,338	CST015L6B	10,171	CSN015L6B	9,039	CSS015L6B	11,056	208-230/1/60	B	See footnote 6
CST015L6CF	11,299	CST015L6C	10,132	CSN015L6C	9,000	CSS015L6C	11,019	208-230/3/60	B	See footnote 6
-	-	CST015L6D	11,966	CSN015L6D	10,822	CSS015L6D	12,850	460/3/60	B	See footnote 6
CST020L6CF	13,236	CST020L6C	12,069	CSN020L6C	10,919	CSS020L6C	12,954	208-230/3/60	B	See footnote 6
CST021L6BF	13,725	CST021L6B	12,558	CSN021L6B	11,407	CSS021L6B	13,446	208-230/1/60	B	See footnote 6
CST021L6CF	13,559	CST021L6C	12,392	CSN021L6C	11,239	CSS021L6C	13,276	208-230/3/60	B	See footnote 6
-	-	CST021L6D	14,300	CSN021L6D	13,142	CSS021L6D	15,188	460/3/60	B	See footnote 6
CST030L6CF	15,618	CST030L6C	14,361	CSN030L6C	13,353	CSS030L6C	15,248	208-230/3/60	C	See footnote 6
-	-	CST030L6D	15,575	CSN030L6D	14,444	CSS030L6D	16,460	460/3/60	C	See footnote 6
Semi-Hermetic Extra Low Temperature (R-404A/507)										
CST030E6CF	15,618	CST030E6C	14,361	CSN030E6C	13,353	CSS030E6C	15,248	208-230/3/60	C	See footnote 6
-	-	CST030E6D	15,575	CSN030E6D	14,444	CSS030E6D	16,460	460/3/60	C	See footnote 6

Notes:

1. Not Suitable for R-507
2. Suction accumulator is available as an option.
3. Includes electric defrost timer.
4. Includes air defrost timer. Suitable for medium temperature applications only.
5. Includes standard liquid line required for liquid injection.
6. Model provided with Round Tube Plate Fin (RTPF) condenser coil instead of microchannel coil.
7. Model provided with adjustable low pressure switch. Can also be used for R-407A/F, R-407C and R-448A/449A Medium temperature applications.

Air-Cooled Condensing Units



½ - 6 HP Horizontal Air Discharge

Pre-Configured Outdoor Scroll Low and Medium Temp Models

Standard Outdoor

F Models:

- Prepainted galvanized cabinet
- Head pressure control valve
- Crankcase heater
- Adjustable low pressure control for M6 & L6 models
- Liquid-line drier assembly
- Electric defrost timer on 006-035L6 and electric defrost kit on 040-060L6

FRTPTF Models:

- Same as F Models except contains round tube plate fin condenser coil for high ambient applications.

FT Models:

- Same as F Models except includes Air defrost timer on M6 models.

FRTPTF Models:

- Same as FT Models except contains round tube plate fin condenser coil for high ambient applications.

FLT & FLT1 Models:

- Same as F Models except less electric defrost timer on L6 models. Typically matched with QRC Controls.

FLTRTPF Models:

- Same as FLT Models except contains round tube plate fin condenser coil for high ambient applications.

Standard Outdoor		Voltage	Cabinet	Notes
Climate Control Model	List Price (\$US)			
Scroll Low Temperature (R-404A/507, R407A, R407C, R448A, and R449A)				
CZT006L6BF	8,637	208-230/1/60	C	See footnote 5
CZT006L6BFLT	8,035	208-230/1/60	C	See footnote 5
CZT006L6CF	8,757	208-230/3/60	C	See footnote 5
CZT006L6CFLT	8,155	208-230/3/60	C	See footnote 5
CZT008L6BF	9,030	208-230/1/60	C	See footnote 5
CZT008L6BFLT	8,428	208-230/1/60	C	See footnote 5
CZT008L6CF	9,157	208-230/3/60	C	See footnote 5
CZT008L6CFLT	8,555	208-230/3/60	C	See footnote 5
CZT010L6BF1	9,453	208-230/1/60	C	See footnote 5
CZT010L6BFLT1	8,851	208-230/1/60	C	See footnote 5
CZT010L6CF1	9,587	208-230/3/60	C	See footnote 5
CZT010L6CFLT	8,985	208-230/3/60	C	See footnote 5
CZT022L6BF	10,057	208-230/1/60	C	See footnote 5
CZT022L6BFLT	9,455	208-230/1/60	C	See footnote 5
CZT022L6CF	10,200	208-230/3/60	C	See footnote 5
CZT022L6CFLT	9,598	208-230/3/60	C	See footnote 5
CZT025L6BF	11,060	208-230/1/60	C	See footnote 5
CZT025L6BFLT	10,458	208-230/1/60	C	See footnote 5
CZT025L6CF	11,246	208-230/3/60	C	See footnote 5
CZT025L6CFLT	10,644	208-230/3/60	C	See footnote 5
CZT030L6BF	11,430	208-230/1/60	C	See footnote 5
CZT030L6BFLT	10,828	208-230/1/60	C	See footnote 5
CZT030L6CF	11,631	208-230/3/60	C	See footnote 5
CZT030L6CFLT	11,029	208-230/3/60	C	See footnote 5
CZT035L6BF	12,488	208-230/1/60	C	See footnote 5
CZT035L6BFLT	11,886	208-230/1/60	C	See footnote 5
CZT035L6CF	12,674	208-230/3/60	C	See footnote 5
CZT035L6CFLT	12,072	208-230/3/60	C	See footnote 5
CZT045L6BF	14,175	208-230/1/60	D	See footnote 5
CZT045L6BFLT	13,318	208-230/1/60	D	See footnote 5
CZT045L6CF	14,359	208-230/3/60	D	See footnote 5
CZT045L6CFLT	13,502	208-230/3/60	D	See footnote 5
CZT055L6BF	14,588	208-230/1/60	D	See footnote 5
CZT055L6BFLT	13,731	208-230/1/60	D	See footnote 5
CZT055L6CF	14,772	208-230/3/60	D	See footnote 5
CZT055L6CFLT	13,915	208-230/3/60	D	See footnote 5
CZT060L6CF	15,652	208-230/3/60	D	See footnote 5
CZT060L6CFLT	14,795	208-230/3/60	D	See footnote 5
CZT055L6BFRTPF	14,588	208-230/1/60	D	See footnote 5
CZT055L6BFLTRTPF	13,731	208-230/1/60	D	See footnote 5

Notes:

1. Not Suitable for R-507
2. Suction accumulator is available as an option.
3. Includes electric defrost timer.
4. Includes air defrost timer. Suitable for medium temperature applications only.
5. Includes standard liquid line required for liquid injection.
6. Model provided with Round Tube Plate Fin (RTPF) condenser coil instead of microchannel coil.
7. Model provided with adjustable low pressure switch. Can also be used for R-407A/F, R-407C and R-448A/449A Medium temperature applications.

½ - 6 HP Horizontal Air Discharge

Pre-Configured Outdoor Scroll Low and Medium Temp Models

Standard Outdoor		Voltage	Cabinet	Notes
Climate Control Model	List Price (\$US)			
CZT055L6CFRTPF	14,772	208-230/3/60	D	See footnote 5
CZT055L6CFLTRTPF	13,915	208-230/3/60	D	See footnote 5
CZT060L6CFRTPF	15,652	208-230/3/60	D	See footnote 5
CZT060L6CFLTRTPF	14,795	208-230/3/60	D	See footnote 5
Scroll Medium Temperature with Copeland Compressor (R-404A/507, R407A, R407C, R448A, and R449A)				
CZT005M6BF	6,833	208-230/1/60	C	See footnote 7
CZT005M6BFT	7,435	208-230/1/60	C	See footnote 7
CZT005M6CF	6,927	208-230/3/60	C	See footnote 7
CZT005M6CFT	7,529	208-230/3/60	C	See footnote 7
CZT008M6BF	7,484	208-230/1/60	C	See footnote 7
CZT008M6BFT	8,086	208-230/1/60	C	See footnote 7
CZT008M6CF	7,587	208-230/3/60	C	See footnote 7
CZT008M6CFT	8,189	208-230/3/60	C	See footnote 7
CZT009M6BF	7,830	208-230/1/60	C	See footnote 7
CZT009M6BFT	8,432	208-230/1/60	C	See footnote 7
CZT009M6CF	7,939	208-230/3/60	C	See footnote 7
CZT009M6CFT	8,541	208-230/3/60	C	See footnote 7
CZT010M6BF	8,329	208-230/1/60	C	See footnote 7
CZT010M6BFT	8,931	208-230/1/60	C	See footnote 7
CZT010M6CF	8,301	208-230/3/60	C	See footnote 7
CZT010M6CFT	8,903	208-230/3/60	C	See footnote 7
CZT015M6BF	9,345	208-230/1/60	C	See footnote 7
CZT015M6BFT	9,947	208-230/1/60	C	See footnote 7
CZT015M6CF	9,179	208-230/3/60	C	See footnote 7
CZT015M6CFT	9,781	208-230/3/60	C	See footnote 7
CZT020M6BF	9,355	208-230/1/60	C	See footnote 7
CZT020M6BFT	9,957	208-230/1/60	C	See footnote 7
CZT020M6CF	9,424	208-230/3/60	C	See footnote 7
CZT020M6CFT	10,026	208-230/3/60	C	See footnote 7
CZT025M6BF	9,543	208-230/1/60	C	See footnote 7
CZT025M6BFT	10,145	208-230/1/60	C	See footnote 7
CZT025M6CF	9,677	208-230/3/60	C	See footnote 7
CZT025M6CFT	10,279	208-230/3/60	C	See footnote 7
CZT030M6BF	10,350	208-230/1/60	D	See footnote 7
CZT030M6BFT	10,952	208-230/1/60	D	See footnote 7
CZT030M6CF	10,538	208-230/3/60	D	See footnote 7
CZT030M6CFT	11,140	208-230/3/60	D	See footnote 7
CZT035M6BF	11,421	208-230/1/60	D	See footnote 7
CZT035M6BFT	12,023	208-230/1/60	D	See footnote 7
CZT035M6CF	11,608	208-230/3/60	D	See footnote 7
CZT035M6CFT	12,210	208-230/3/60	D	See footnote 7
CZT045M6BF	11,585	208-230/1/60	D	See footnote 7
CZT045M6BFT	12,187	208-230/1/60	D	See footnote 7
CZT045M6CF	11,347	208-230/3/60	D	See footnote 7
CZT045M6CFT	11,949	208-230/3/60	D	See footnote 7
CZT050M6BF	12,543	208-230/1/60	D	See footnote 7
CZT050M6BFT	13,145	208-230/1/60	D	See footnote 7
CZT050M6CF	12,284	208-230/3/60	D	See footnote 7
CZT050M6CFT	12,886	208-230/3/60	D	See footnote 7
CZT055M6BF	13,107	208-230/1/60	D	See footnote 7
CZT055M6BFT	13,709	208-230/1/60	D	See footnote 7
CZT055M6CF	13,301	208-230/3/60	D	See footnote 7
CZT055M6CFT	13,903	208-230/3/60	D	See footnote 7
CZT060M6CF	14,819	208-230/3/60	D	See footnote 7
CZT060M6CFT	15,676	208-230/3/60	D	See footnote 7

Notes:

1. Not Suitable for R-507
2. Suction accumulator is available as an option.
3. Includes electric defrost timer.
4. Includes air defrost timer. Suitable for medium temperature applications only.
5. Includes standard liquid line required for liquid injection.
6. Model provided with Round Tube Plate Fin (RTPF) condenser coil instead of microchannel coil.
7. Model provided with adjustable low pressure switch. Can also be used for R-407A/F, R-407C and R-448A/449A Medium temperature applications.

Air-Cooled Condensing Units



½ - 6 HP Horizontal Air Discharge

Pre-Configured Outdoor Scroll Low and Medium Temp Models

Standard Outdoor		Voltage	Cabinet	Notes
Climate Control Model	List Price (\$US)			
CZT050M6BFRTPF	12,543	208-230/1/60	D	See footnote 7
CZT050M6BFRTPFT	13,145	208-230/1/60	D	See footnote 7
CZT050M6CFRTPF	12,284	208-230/3/60	D	See footnote 7
CZT050M6CFRTPFT	12,886	208-230/3/60	D	See footnote 7
CZT055M6BFRTPF	13,107	208-230/1/60	D	See footnote 7
CZT055M6BFRTPFT	13,709	208-230/1/60	D	See footnote 7
CZT055M6CFRTPF	13,301	208-230/3/60	D	See footnote 7
CZT055M6CFRTPFT	13,903	208-230/3/60	D	See footnote 7
CZT060M6CFRTPF	14,819	208-230/3/60	D	See footnote 7
CZT060M6CFRTPFT	15,676	208-230/3/60	D	See footnote 7
Scroll Medium Temperature with LG Compressor (R-404A/507, R407A, R407C, R448A, and R449A)				
CZTX10M6BF	8,066	208-230/1/60	C	See footnote 7
CZTX10M6BFT	8,668	208-230/1/60	C	See footnote 7
CZTX10M6CF	8,039	208-230/3/60	C	See footnote 7
CZTX10M6CFT	8,641	208-230/3/60	C	See footnote 7
CZTX15M6BF	9,048	208-230/1/60	C	See footnote 7
CZTX15M6BFT	9,650	208-230/1/60	C	See footnote 7
CZTX15M6CF	8,888	208-230/3/60	C	See footnote 7
CZTX15M6CFT	9,490	208-230/3/60	C	See footnote 7
CZTX20M6BF	9,058	208-230/1/60	C	See footnote 7
CZTX20M6BFT	9,660	208-230/1/60	C	See footnote 7
CZTX20M6CF	9,124	208-230/3/60	C	See footnote 7
CZTX20M6CFT	9,726	208-230/3/60	C	See footnote 7
CZTX25M6BF	9,239	208-230/1/60	C	See footnote 7
CZTX25M6BFT	9,841	208-230/1/60	C	See footnote 7
CZTX25M6CF	9,369	208-230/3/60	C	See footnote 7
CZTX25M6CFT	9,971	208-230/3/60	C	See footnote 7
CZTX30M6BF	10,022	208-230/1/60	D	See footnote 7
CZTX30M6BFT	10,624	208-230/1/60	D	See footnote 7
CZTX30M6CF	10,204	208-230/3/60	D	See footnote 7
CZTX30M6CFT	10,806	208-230/3/60	D	See footnote 7
CZTX35M6BF	11,057	208-230/1/60	D	See footnote 7
CZTX35M6BFT	11,659	208-230/1/60	D	See footnote 7
CZTX35M6CF	11,238	208-230/3/60	D	See footnote 7
CZTX35M6CFT	11,840	208-230/3/60	D	See footnote 7
CZTX45M6BF	11,215	208-230/1/60	D	See footnote 7
CZTX45M6BFT	11,817	208-230/1/60	D	See footnote 7
CZTX45M6CF	10,985	208-230/3/60	D	See footnote 7
CZTX45M6CFT	11,587	208-230/3/60	D	See footnote 7
CZTX50M6BF	12,141	208-230/1/60	D	See footnote 7
CZTX50M6BFT	12,743	208-230/1/60	D	See footnote 7
CZTX50M6CF	11,891	208-230/3/60	D	See footnote 7
CZTX50M6CFT	12,493	208-230/3/60	D	See footnote 7
CZTX55M6BF	12,686	208-230/1/60	D	See footnote 7
CZTX55M6BFT	13,288	208-230/1/60	D	See footnote 7
CZTX55M6CF	12,873	208-230/3/60	D	See footnote 7
CZTX55M6CFT	13,475	208-230/3/60	D	See footnote 7
CZTX60M6CF	14,340	208-230/3/60	D	See footnote 7
CZTX60M6CFT	14,942	208-230/3/60	D	See footnote 7
CZTX55M6BFRTPF	12,686	208-230/1/60	D	See footnote 7
CZTX55M6BFRTPFT	13,288	208-230/1/60	D	See footnote 7
CZTX55M6CFRTPF	12,873	208-230/3/60	D	See footnote 7
CZTX55M6CFRTPFT	13,475	208-230/3/60	D	See footnote 7
CZTX60M6CFRTPF	14,340	208-230/3/60	D	See footnote 7
CZTX60M6CFRTPFT	14,942	208-230/3/60	D	See footnote 7

Notes:

1. Not Suitable for R-507
2. Suction accumulator is available as an option.
3. Includes electric defrost timer.
4. Includes air defrost timer. Suitable for medium temperature applications only.
5. Includes standard liquid line required for liquid injection.
6. Model provided with Round Tube Plate Fin (RTPF) condenser coil instead of microchannel coil.
7. Model provided with adjustable low pressure switch. Can also be used for R-407A/F, R-407C and R-448A/449A Medium temperature applications.

½ - 6 HP Horizontal Air Discharge

Factory-Installed Options

Need Factory-Installed Options?

- Make sure you have selected a configurable model. When ordering, remember to specify the option codes and list price adders for each selected option.
- Can't Find Something? Other options and accessories might be available on a custom order basis. Please contact your local Sales Representative or Account Engineer for assistance.

Option Code	Description	Models Used On	Notes	List Price Adder (\$US)		
				Outdoor (T)	Indoor (N)	intelliGen™ / Beacon II™
Electrical Options						
DFT.001	Defrost Timer - Air	All M6, X6	Medium temperature applications only.	602	602	-
SW.001	Adjustable low pressure control	H6, M6	Standard on L6, E6, X6 and Scroll M6 models.	166	-	166
SW.005	Adjustable low pressure control	H6, M6	Standard on L6, E6, X6 and Scroll M6 models.	-	166	-
SW.002	Dual pressure control with superhose	All	-	374	374	-
FSD.001-1	Mounted fused disconnect	005-035	-	594	-	594
FSD.001-2	Mounted fused disconnect	040-060	-	1,095	-	1,095
PLM.004	Phase Loss Monitor	All	-	1,182	1,182	-
FCY.008	Fan Cycling - Fixed Temperature	Cabinet B & C	2 fan units; Can't combine HPV & VSEC	414	414	-
FCY.013	Variable Speed Fan Cycling - Hoffman Controller	Cabinet D Medium Temperature Only	Hoffman controller in place of head pressure control valve. Indoor units only.	-	859	-
MS.001A	Variable Speed EC Motor with Orbus Controller	Cabinet A	VSEC with Orbus in place of head pressure control valve	883	-	883
MS.001BC	Variable Speed EC Motor with Orbus Controller	Cabinet B & C	VSEC with Orbus in place of head pressure control valve	1,308	-	1,308
MS.001D	Variable Speed EC Motor with Orbus Controller	Cabinet D (Except 460V)	VSEC with Orbus in place of head pressure control valve	1,187	-	1,187
Mechanical Options						
LIQ.001-1	Liquid-line filter drier, sight glass and shut-off valve	005-025	Standard on L6 models with ZF Scroll Compressor	565	565	565
LIQ.001-2	Liquid-line filter drier, sight glass and shut-off valve	027-060	Standard on L6 models with ZF Scroll Compressor	655	655	655
LIQ.003	Replaceable core liquid-line filter drier, sight glass, shut-off valve	Cabinet D	Also available on 031 L6 with hermetic compressor	1,205	1,205	1,205
LIQ.002-1	Liquid-line solenoid valve and pump-down switch with liquid-line filter drier, sight glass and shut-off valve	005-025	Not recommended on applications with line runs more than 25 feet.	1,205	1,205	-
LIQ.002-2	Liquid-line solenoid valve and pump-down switch with liquid-line filter drier, sight glass and shut-off valve	027-060	Not recommended on applications with line runs more than 25 feet.	1,296	1,296	-
SUC.003-1	Suction-line filter	005-025	-	360	360	360
SUC.003-2	Suction-line filter	030-060	-	427	427	427
SUC.005	Replaceable core suction-line filter	Cabinet D	Also available on 031 L6 with hermetic compressor	1,253	1,253	1,253
SUC.007-1	Suction accumulator	005-025	-	452	452	452
SUC.007-2	Suction accumulator	027-060	-	753	753	753

Air-Cooled Condensing Units



½ - 6 HP Horizontal Air Discharge

Factory-Installed Options

Need Factory-Installed Options?

- Make sure you have selected a configurable model. When ordering, remember to specify the option codes and list price adders for each selected option.
- Can't Find Something? Other options and accessories might be available on a custom order basis. Please contact your local Sales Representative or Account Engineer for assistance.

Option Code	Description	Models Used On	Notes	List Price Adder (\$US)		
				Outdoor (T)	Indoor (N)	intelliGen™ / Beacon II™
DIS.004	Head pressure control flooding valve	005-060	-	Standard	533	Standard
DIS.001	Oil separator with discharge line check valve	Cabinet D	Can not be used with 44# receiver with relief valve option (REC.044).	1,355	1,355	-
DIS.017	Oil separator with discharge line check valve	Cabinet D	Can not be used with 44# receiver with relief valve option (REC.044).	1,355	1,355	1,355
REC.044	44# receiver with relief valve	Cabinet D	Can not be ordered with replaceable core liquid-line filter drier option (LIQ.003).	1,343	1,343	1,343
REC.001	Low ambient kit with heated and insulated receiver, time delay relay	All	Can not be used with dual pressure control option (SW.002).	752	-	752
PRE.002A	Pre-Charged w/ Quick Connects (R404A and R448A)	Cabinet A	Must be ordered with liquid-line assemblies.	772	772	-
PRE.002BC	Pre-Charged w/ Quick Connects (R404A and R448A)	Cabinet B&C	Must be ordered with liquid-line assemblies.	923	923	-
PRE.002D	Pre-Charged w/ Quick Connects (R404A and R448A)	Cabinet D	Must be ordered with liquid-line assemblies.	1,127	1,127	-

½ - 6 HP Horizontal Air Discharge Factory-Installed Electric Defrost Options

Need an electric defrost timer or kit?

- Make sure you have selected a configurable model. When ordering, remember to specify the option codes and list price adders for each selected option.
- Electric defrost kits and components are available to be factory mounted in the electrical box of indoor or outdoor condensing units used in medium/low temp applications with electric defrost evaporators.

Selecting the proper kit is as easy as ...

- 1
- Add up the total fan motor amps and electric heater amps for all evaporators in the refrigeration system.
- 2
- For the selected condensing unit, find the rated defrost power amps for both the fan motor amps and electric heater amps.
- 3
- If the evaporator total fan motor amps and electric defrost heater amps calculated in Step 1 are less than the condensing unit's rated defrost power amps found in Step 2 then proceed below to select the appropriate kit/components and list price adders. If not then contact your local Sales Representative or Account Engineer for assistance.

Definitions

- Electric Defrost Timer**
Initiates and terminates defrost cycles based on a predetermined time schedule.
- Lockout Relay**
Prevents the electric defrost heaters from energizing when the compressor is in operation. Not available on electric defrost timer only options.
- Fan Contactor**
Carries amperage load for evaporator fan motors.
- Heater Contactor**
Carries amperage load for evaporator electric defrost heaters.
- InterLink™ Smart Defrost Kit™ (SDK)**
The InterLink™ SDK is a revolutionary product that is designed to be used on any electric defrost walk-in freezer system with an electro-mechanical defrost timer set for three or more scheduled defrosts per day. The InterLink™ SDK accurately estimates frost accumulation on the evaporator coil and decides if it can skip the preprogrammed defrost period that is set on the defrost timer. This helps eliminate unneeded defrost cycles, saving energy and increasing product integrity

Option Code	Description	Models Used On	Notes	List Price Adder (\$US)	
				Outdoor (T)	Indoor (N)
DFT.002	Defrost Timer - Electric	005-035 and L6, M6, E6, X6	-	602	602
DFT.007	Electric Defrost Kit	040-060 and L6, M6, E6, X6	Includes (1) electric defrost timer, (1) heater & (1) fan contactors, and (1) lockout relay.	857	857
SDK.001	InterLink™ Smart Defrost Kit™	005-060 and L6, M6, E6, X6	Can not be used alone. Must also select a electric defrost timer or electric defrost kit.	930	930

Air-Cooled Condensing Units



½ - 6 HP Horizontal Air Discharge

Shipped-Loose Accessories

A wide range of shipped-loose accessories are available to order. Can't Find Something? Other options and accessories might be available on a custom order basis. Please contact your local Sales Representative or Account Engineer for assistance.

Part Number	Description	Models Used On	Notes	List Price (\$US)
Electrical Options				
29318012	1/2" Solenoid valve, 115/230V coil	-	-	371
8077893	10ft Wire harness for air or electric defrost units	All	Not available for 115V evaporator motors	348
5009969	15ft Wire harness for air or electric defrost units	All	Not available for 115V evaporator motors	415
8077894	20ft Wire harness for air or electric defrost units	All	Not available for 115V evaporator motors	449
5009970	25ft Wire harness for air or electric defrost units	All	Not available for 115V evaporator motors	525
8077895	35ft Wire harness for air or electric defrost units	All	Not available for 115V evaporator motors	608
8077896	55ft Wire harness for air or electric defrost units	All	Not available for 115V evaporator motors	713
Mechanical Options				
50014701	9.75" Extended legs (shipped-loose)	Cabinet A	-	341
50014702	9.75" Extended legs (shipped-loose)	Cabinet B&C	-	341
50014703	9.75" Extended legs (shipped-loose)	Cabinet D	-	341
50014710	5.75" Extended legs (shipped-loose)	Cabinet A	-	341
50014711	5.75" Extended legs (shipped-loose)	Cabinet B&C	-	341
50014712	5.75" Extended legs (shipped-loose)	Cabinet D	-	341
59985601	Hail guards (shipped-loose)	Cabinet A	-	414
59985701	Hail guards (shipped-loose)	Cabinet B&C	-	446
59985801	Hail guards (shipped-loose)	Cabinet D	-	459

Precharged Line Set with Refrigerant and Quick Connect Fittings at Both Ends

For proper selection, you must know the system capacity, suction temperature, line length, and aeroquip fitting size at both the condensing unit and unit cooler. Please contact your local Sales Representative or Account Engineer for assistance.

Line Sizes	7 Feet		10 Feet		15 Feet		20 Feet		30 Feet		50 Feet	
	Part Number	List Price (\$US)	Part Number	List Price (\$US)	Part Number	List Price (\$US)	Part Number	List Price (\$US)	Part Number	List Price (\$US)	Part Number	List Price (\$US)
3/8" x 5/8"	8049918	706	8049933	706	8049921	761	8049930	755	8049924	966	8049927	1,299
3/8" x 7/8"	8049919	736	8049934	769	8049922	822	8049931	919	8049925	1,300	8049928	1,964
1/2" x 1 1/8"	8049920	846	8049935	983	8049923	1,139	8049932	1,309	8049926	1,613	8049929	2,419

Crankcase Pressure Regulator (CPR) Valves

A selection program must be used to pick the proper valve. The selection program requires the following inputs: system capacity, suction temperature, and maximum holding temperature. Not available for use on Beacon II™ Outdoor units. Should not be used with MOP type expansion valves in unit coolers. Please contact your local Sales Representative or Account Engineer for assistance.

Size	Part Number	List Price (\$US)
5/8"	2930142	328
7/8"	29346101	450
1 1/8"	29399012	662
1 3/8"	29394306	2,522

3 - 22 HP Horizontal Air Discharge

Overview



Product Description:

The 3-22 HP condensing units feature an enhanced grill design that gives up to 40% more free-air area than prior models and its vertical receiver needs less refrigerant to ensure a full column of liquid reaches the expansion valve. Fan motors and serviceable components are accessible via the front grill for quick service and the sight glass is conveniently placed so that charging is quick, easy and accurate. Thorough cleaning of the coil is easier because the unit's top panel is one piece and lighter for easy removal. A liquid base valve and suction service tap is placed on the outside of the cabinet for easy pump-downs and quick diagnosis. The footprint is smaller for easy jobsite placement. These condensing units utilize the Floating Tube™ coil design, which eliminates tube-sheet leaks, allowing for a 5-year warranty against tube-sheet leaks. PSC motors come standard to help save you energy.

Opting for IntelliGen™ / Beacon II™ Refrigeration System with Smart Defrost, factory mounted Smart Defrost Kit (TM), or Variable Speed EC (VSEC) Motor with Orbus (TM) Controller increase energy efficiency of the refrigeration system.

Nomenclature

C	D	T	0500	M	6	C
Model	Compressor	Application	Equiv. HP	Operating Range	Refrigerant	Voltage
C = Climate Control	D = Discus® Z = Scroll	S = IntelliGen™/Beacon II™ T = Outdoor N = Indoor	0300 = 3 HP 0400 = 4 HP 0500 = 5 HP 0501 = 5 HP 0600 = 6 HP 0601 = 6 HP 0650 = 6.5 HP 0700 = 7 HP 0750 = 7.5 HP 0751 = 7.5 HP 0800 = 8 HP 0860 = 8.5 HP 0900 = 9 HP 1000 = 10 HP 1200 = 12 HP 1300 = 13 HP 1401 = 14 HP 1500 = 15 HP 2200 = 22 HP	L = Low M = Medium	6 = R-404A/ R-507A, R-407A/F, R-407C, R-448A/ R-449A	C = 208-230/3/60 (200-220/3/50) D = 460/3/60 (380- 420/3/50) E = 575/3/60 *limited by compressor model

Cabinet & Construction

- All units feature the Floating Tube™ coil design which eliminates tube sheet leaks
- Painted steel cabinet for superior strength and corrosion resistance

Serviceability

- Manual pumpdown switch on all units
- Convenient access panels to easily service internal components
- Large electrical panel to facilitate ease of access

Quality & Performance

- Sight Glass is easily viewable
- Fixed high pressure switch eliminates capillary tubes
- Refrigeration duty, rifled copper condenser tubing
- Piping is laid out to minimize stress and vibration and is pre-bent to eliminate braze joints where possible to reduce leak potential
- All joints are sweat type connections, no mechanical joints to leak
- Separate subcooling circuit in condenser for added capacity and vapor free liquid
- Pressure relief valve on receiver
- ServiceMate™ diagnostic module standard on all non-IntelliGen (TM) / Beacon II (TM) condensing units

Components

Compressor

- Discus compressors are spring mounted with suction and discharge eliminators
- Receivers are sized for sufficient pumpdown capacity with inlet and outlet service valves

Other

- Sight glass and permanent line filter

Motors

- Available with Variable Speed EC Motors

Certifications



Air-Cooled Condensing Units

3 - 22 HP Horizontal Air Discharge Standard & Configurable Models Pricing

Standard Outdoor

- Prepainted galvanized cabinet
- Manual pump-down switch
- Electronic oil failure switch (Discus Compressors)
- Spring mounted compressors with suction and discharge vibration eliminators (Discus Compressors)
- Head pressure control valve
- Crankcase heater
- Fixed high and adjustable low pressure switches
- Sight glass & permanent liquid-line filter
- ServiceMate™ Diagnostic Module

Configurable Models

Outdoor (T)

- Prepainted galvanized cabinet
- Manual pump-down switch
- Electronic oil failure switch (Discus Compressors)
- Spring mounted compressors with suction and discharge vibration eliminators (Discus Compressors)
- Head pressure control valve
- Crankcase heater
- Fixed high and adjustable low pressure switches
- Sight glass & permanent liquid-line filter

Indoor (N)

- No cabinet hood
- Fan guards & wiring conduit
- Manual pump-down switch
- Electronic oil failure switch (Discus Compressors)
- Spring mounted compressors with suction and discharge vibration eliminators (Discus Compressors)
- Crankcase heater
- Fixed high and adjustable low pressure switches
- Sight glass & permanent liquid-line filter

intelliGen™ / Beacon II™

- Outdoor Unit with hood
- Manual pump-down switch
- Electronic oil failure switch (Discus Compressors)
- Spring mounted compressors with suction and discharge vibration eliminators (Discus Compressors)
- Crankcase heater
- Head pressure control valve
- Wired for intelliGen™ / Beacon II™ control. intelliGen™ / Beacon II™ fan cycling for two fan units only
- Fixed high and adjustable low pressure switches
- Sight glass & permanent liquid-line filter

Need to customize? Look at the factory-installed options starting on page 101.

Standard Outdoor		Outdoor (T)		Indoor (N)		intelliGen™ / Beacon II™		Voltage	Cabinet	Notes
Climate Control Model	List Price (\$US)	Climate Control Model	List Price (\$US)	Climate Control Model	List Price (\$US)	Climate Control Model	List Price (\$US)			
Discus Medium Temperature (R-404A/507, R407A/R407F, R407C, and R448/R449)										
-	-	CDT0500M6C	23,114	CDN0500M6C	22,621	CDS0500M6C	23,988	208-230/3/60	1 Fan	-
-	-	CDT0500M6D	24,643	CDN0500M6D	24,150	CDS0500M6D	25,520	460/3/60	1 Fan	-
-	-	CDT0501M6C	23,687	CDN0501M6C	23,192	CDS0501M6C	24,564	208-230/3/60	1 Fan	-
-	-	CDT0501M6D	25,218	CDN0501M6D	24,722	CDS0501M6D	26,091	460/3/60	1 Fan	-
-	-	CDT0750M6C	29,144	CDN0750M6C	28,649	CDS0750M6C	30,631	208-230/3/60	1 Fan	-
-	-	CDT0750M6D	30,671	CDN0750M6D	30,181	CDS0750M6D	32,157	460/3/60	1 Fan	-
CDT0751M6CF	29,326	CDT0751M6C	29,326	CDN0751M6C	28,665	CDS0751M6C	31,240	208-230/3/60	2 Fan	-
-	-	CDT0751M6D	30,852	CDN0751M6D	30,192	CDS0751M6D	32,766	460/3/60	2 Fan	-
-	-	CDT0800M6C	33,989	CDN0800M6C	33,330	CDS0800M6C	35,904	208-230/3/60	2 Fan	-
-	-	CDT0800M6D	35,609	CDN0800M6D	34,948	CDS0800M6D	37,524	460/3/60	2 Fan	-
-	-	CDT1000M6C	35,604	CDN1000M6C	34,966	CDS1000M6C	37,466	208-230/3/60	2 Fan	-
-	-	CDT1000M6D	38,140	CDN1000M6D	37,481	CDS1000M6D	40,055	460/3/60	2 Fan	-
CDT1200M6CF	38,545	CDT1200M6C	38,545	CDN1200M6C	37,907	CDS1200M6C	40,405	208-230/3/60	2 Fan	-
-	-	CDT1200M6D	40,193	CDN1200M6D	39,500	CDS1200M6D	42,053	460/3/60	2 Fan	-
-	-	CDT1500M6C	39,483	CDN1500M6C	38,845	CDS1500M6C	41,343	208-230/3/60	2 Fan Large	-
-	-	CDT1500M6D	41,338	CDN1500M6D	40,645	CDS1500M6D	43,198	460/3/60	2 Fan Large	-
Discus Low Temperature (R-404A/507, R407A/R407F, R407C, and R448A/R449A)										
-	-	CDT0300L6C	22,464	CDN0300L6C	21,971	CDS0300L6C	23,340	208-230/3/60	1 Fan	See Note 1
-	-	CDT0300L6D	23,989	CDN0300L6D	23,498	CDS0300L6D	24,869	460/3/60	1 Fan	See Note 1
-	-	CDT0400L6C	24,418	CDN0400L6C	23,924	CDS0400L6C	25,290	208-230/3/60	1 Fan	See Note 1
-	-	CDT0400L6D	25,945	CDN0400L6D	25,449	CDS0400L6D	26,817	460/3/60	1 Fan	See Note 1
-	-	CDT0600L6C	25,657	CDN0600L6C	25,162	CDS0600L6C	26,532	208-230/3/60	1 Fan	See Note 1
-	-	CDT0600L6D	27,184	CDN0600L6D	26,691	CDS0600L6D	28,058	460/3/60	1 Fan	See Note 1
CDT0601L6CF	28,556	CDT0601L6C	27,172	CDN0601L6C	26,678	CDS0601L6C	28,045	208-230/3/60	1 Fan	See Note 1
-	-	CDT0601L6D	28,696	CDN0601L6D	28,205	CDS0601L6D	29,571	460/3/60	1 Fan	See Note 1
CDT0750L6CF	33,127	CDT0750L6C	31,743	CDN0750L6C	31,249	CDS0750L6C	33,230	208-230/3/60	1 Fan	See Note 1
-	-	CDT0750L6D	33,272	CDN0750L6D	32,777	CDS0750L6D	34,756	460/3/60	1 Fan	See Note 1
-	-	CDT0900L6C	34,911	CDN0900L6C	34,251	CDS0900L6C	36,822	208-230/3/60	2 Fan	See Note 1
-	-	CDT0900L6D	36,435	CDN0900L6D	35,775	CDS0900L6D	38,352	460/3/60	2 Fan	See Note 1

Notes:

1. For R407A/R407F, R407C, and R448A/R449A low temperature operation, add Demand Cooling Kit.

3 - 22 HP Horizontal Air Discharge

Standard & Configurable Models Pricing

Standard Outdoor		Outdoor (T)		Indoor (N)		intelliGen™ / Beacon II™		Voltage	Cabinet	Notes
Climate Control Model	List Price (\$US)	Climate Control Model	List Price (\$US)	Climate Control Model	List Price (\$US)	Climate Control Model	List Price (\$US)			
CDT1000L6CF	39,102	CDT1000L6C	37,559	CDN1000L6C	36,898	CDS1000L6C	39,469	208-230/3/60	2 Fan	See Note 1
-	-	CDT1000L6D	38,348	CDN1000L6D	37,684	CDS1000L6D	40,260	460/3/60	2 Fan	See Note 1
-	-	CDT1200L6C	38,341	CDN1200L6C	37,648	CDS1200L6C	40,199	208-230/3/60	2 Fan Large	See Note 1
-	-	CDT1200L6D	39,656	CDN1200L6D	38,962	CDS1200L6D	41,514	460/3/60	2 Fan Large	See Note 1
-	-	CDT1500L6C	40,056	CDN1500L6C	39,362	CDS1500L6C	41,916	208-230/3/60	2 Fan Large	See Note 1
-	-	CDT1500L6D	43,188	CDN1500L6D	42,494	CDS1500L6D	45,048	460/3/60	2 Fan Large	See Note 1
-	-	CDT2200L6C	46,907	CDN2200L6C	46,214	CDS2200L6C	48,768	208-230/3/60	2 Fan Large	See Note 1
-	-	CDT2200L6D	47,498	CDN2200L6D	47,230	CDS2200L6D	49,355	460/3/60	2 Fan Large	See Note 1
Scroll Medium Temperature (R-404A/507, R407A/R407F, R407C, and R448A/R449A)										
-	-	CZT0650M6C	25,503	CZN0650M6C	25,009	CZS0650M6C	26,989	208-230/3/60	1 Fan	-
-	-	CZT0650M6D	27,160	CZN0650M6D	26,666	CZS0650M6D	28,644	460/3/60	1 Fan	-
-	-	CZT0700M6C	25,563	CZN0700M6C	25,068	CZS0700M6C	27,479	208-230/3/60	2 Fan	-
-	-	CZT0700M6D	27,224	CZN0700M6D	26,730	CZS0700M6D	28,990	460/3/60	2 Fan	-
-	-	CZT0750M6C	26,757	CZN0750M6C	26,098	CZS0750M6C	28,672	208-230/3/60	2 Fan	-
-	-	CZT0750M6D	28,416	CZN0750M6D	27,757	CZS0750M6D	30,329	460/3/60	2 Fan	-
-	-	CZT0860M6C	31,713	CZN0860M6C	31,055	CZS0860M6C	33,629	208-230/3/60	2 Fan	-
-	-	CZT0860M6D	32,470	CZN0860M6D	31,812	CZS0860M6D	34,385	460/3/60	2 Fan	-
-	-	CZT1000M6C	34,871	CZN1000M6C	32,951	CZS1000M6C	36,787	208-230/3/60	2 Fan	-
-	-	CZT1000M6D	35,155	CZN1000M6D	33,235	CZS1000M6D	37,067	460/3/60	2 Fan	-
-	-	CZT1401M6C	38,936	CZN1401M6C	36,907	CZS1401M6C	40,960	208-230/3/60	2 Fan Large	-
-	-	CZT1401M6D	40,448	CZN1401M6D	37,201	CZS1401M6D	41,258	460/3/60	2 Fan Large	-
Scroll Low Temperature (R-404A/507, R-407A/R407F, R-407C, R-448A/R-449A)										
-	-	CZT0750L6C	24,114	CZN0750L6C	23,619	CZS0750L6C	25,598	208-230/3/60	1 Fan	-
-	-	CZT0750L6D	25,598	CZN0750L6D	25,105	CZS0750L6D	27,084	460/3/60	1 Fan	-
-	-	CZT1000L6C	29,932	CZN1000L6C	29,440	CZS1000L6C	31,418	208-230/3/60	1 Fan	-
-	-	CZT1000L6D	31,486	CZN1000L6D	30,991	CZS1000L6D	32,968	460/3/60	1 Fan	-
-	-	CZT1300L6C	33,610	CZN1300L6C	32,951	CZS1300L6C	35,524	208-230/3/60	2 Fan	-
-	-	CZT1300L6D	34,410	CZN1300L6D	33,750	CZS1300L6D	36,329	460/3/60	2 Fan	-
-	-	CZT1500L6C	34,709	CZN1500L6C	34,052	CZS1500L6C	36,628	208-230/3/60	2 Fan	-
-	-	CZT1500L6D	35,511	CZN1500L6D	34,851	CZS1500L6D	37,430	460/3/60	2 Fan	-

Notes:

1. For R407A/R407F, R407C, and R448A/R449A low temperature operation, add Demand Cooling Kit.

Air-Cooled Condensing Units

3 - 22 HP Horizontal Air Discharge

Factory-Installed Options

Need Factory-Installed Options?

- Make sure you have selected a configurable model. When ordering, remember to specify the option codes and list price adders for each selected option.
- Can't Find Something? Other options and accessories might be available on a custom order basis. Please contact your local Sales Representative or Account Engineer for assistance.

Option Code	Description	Models Used On	Notes	List Price Adder (\$US)		
				Outdoor (T)	Indoor (N)	intelliGen™ / Beacon II™
Electrical Options						
DFT.001	Defrost Timer - Air	All M6	Medium temperature applications only.	602	602	-
SW.007	Adjustable high pressure switch w/ manual reset & adjustable low pressure switch	2 Fan & 2 Fan Large	-	424	424	424
SW.002	Dual pressure control with adjustable high & low pressure settings	All	Standard heated and insulated receiver kit option can't be used with this option. Contact factory	166	166	-
FSD.001-1	Mounted fused disconnect	1 Fan (230V)	-	1,140	-	1,140
FSD.001-2	Mounted fused disconnect	1 Fan (460V)	-	1,312	-	1,312
FSD.001-3	Mounted fused disconnect	2 Fan (230V)	-	2,002	-	2,002
FSD.001-4	Mounted fused disconnect	2 Fan (460V)	-	2,305	-	2,305
FSD.001-5	Mounted fused disconnect	2 Fan Large (230V)	-	2,753	-	2,753
FSD.001-6	Mounted fused disconnect	2 Fan Large (460V)	-	3,771	-	3,771
PLM.001	Phase Loss Monitor	All	-	1,235	1,235	1,235
FCY.002-1	Fan Cycling - Temperature & Pressure	1 Fan	-	428	-	Press. Std.
FCY.014	Fan Cycling - Temperature & Pressure	2 Fan	-	594	-	Press. Std.
FCY.002-2	Fan Cycling - Temperature & Pressure	2 Fan Large	-	594	-	Press. Std.
ELC.007-1	Circuit Breakers (Compressor, Control & Fan)	2 Fan Large - 230V	-	2,570	2,570	-
ELC.007-2	Circuit Breakers (Compressor, Control & Fan)	2 Fan Large - 460V	-	3,903	3,903	-
CFS.001	Compressor Fusing	2 Fan Large	-	443	443	443
ELC.008-2	NEMA Contactors	2 Fan Large - 230V	-	2,349	2,349	-
ELC.008-1	NEMA Contactors	2 Fan Large - 460V	-	1,363	1,363	-
MS.001-1	Variable Speed EC Motor with Orbus Controller	1 Fan (208-230/3/60)	-	1,187	-	1,187
MS.001-2	Variable Speed EC Motor with Orbus Controller	2 Fan (208-230/3/60)	Not suitable for 2 Fan Large (230V) Units (1401H6, 1500M6, 1200L6 – 2200L6)	2,106	-	2,106
MS.001-3	Variable Speed EC Motor with Orbus Controller	2 Fan Large (230V)	-	N/A	-	N/A
MS.001-4	Variable Speed EC Motor with Orbus Controller	1 Fan (460V)	-	2,960	-	2,960

Regulation Requires Variable Speed Fan Motors!

California Energy Commission Title 24, Section 126

Effective 01/01/2010, refrigerated warehouses with a total cold storage and frozen storage area exceeding 3,000 square feet require:

1. All condenser fans for air-cooled condensers/condensing units shall be continuously variable speed and the condensing temperature or pressure control system shall control the speed of all condenser fans serving a common condenser loop in unison. The minimum condensing temperature set point shall be less than or equal to 70 degrees Fahrenheit or reset in response to ambient dry bulb temperature or refrigeration system load.
2. All single phase condenser/condensing unit fan motors less than 1 horsepower and less than 460 volts shall be either permanent split capacitor or electronically

3 - 22 HP Horizontal Air Discharge

Factory-Installed Options

Need Factory-Installed Options?

- Make sure you have selected a configurable model. When ordering, remember to specify the option codes and list price adders for each selected option.
- Can't Find Something? Other options and accessories might be available on a custom order basis. Please contact your local Sales Representative or Account Engineer for assistance.

Option Code	Description	Models Used On	Notes	List Price Adder (\$US)		
				Outdoor (T)	Indoor (N)	intelliGen™ / Beacon II™
MS.001-5	Variable Speed EC Motor with Orbus Controller	2 Fan (460V)	Not suitable for 2 Fan Large (460V) Units (1401H6, 1500M6, 1200L6 - 2200L6)	4,016	-	4,016
MS.001-6	Variable Speed EC Motor with Orbus Controller	2 Fan Large (460V)	-	N/A	-	N/A
Mechanical Options						
LIQ.003	Replaceable core liquid-line filter drier & sight glass	All	-	509	509	509
LIQ.002-3	Liquid-line solenoid valve	1 Fan	Not recommended on applications with line runs more than 25 feet.	667	667	-
LIQ.002-4	Liquid-line solenoid valve	2 Fan	Not recommended on applications with line runs more than 25 feet.	748	748	-
LIQ.002-5	Liquid-line solenoid valve	2 Fan Large	Not recommended on applications with line runs more than 25 feet.	1,025	1,025	-
SUC.003-1	Suction-line filter	1 Fan	-	509	509	509
SUC.003-2	Suction-line filter	2 Fan	-	865	865	865
SUC.003-3	Suction-line filter	2 Fan Large	-	1,382	1,382	1,382
SUC.005-1	Replaceable core suction-line filter	1 Fan	-	979	979	979
SUC.005-2	Replaceable core suction-line filter	2 Fan	-	1,336	1,336	1,336
SUC.005-3	Replaceable core suction-line filter	2 Fan Large	-	1,808	1,808	1,808
SUC.007-1	Suction accumulator	1 Fan	-	783	783	783
SUC.007-2	Suction accumulator	2 Fan	-	1,218	1,218	1,218
SUC.007-3	Suction accumulator	2 Fan Large	-	2,951	2,951	2,951
DIS.004-1	Head pressure control valve - 180psi fixed	1 & 2 Fan	-	Standard	382	Standard
DIS.004-2	Head pressure control valve - adjustable	2 Fan Large	-	Standard	1,297	Standard
DIS.001-1	Oil separator with discharge line check valve	1 Fan	-	1,417	1,417	1,417
DIS.001-2	Oil separator with discharge line check valve	2 Fan	-	1,497	1,497	1,497
DIS.001-3	Oil separator with discharge line check valve	2 Fan Large	-	1,771	1,771	1,771
UNL.001	Compressor Unloading (One Step)	2 Fan Large	-	2,444	2,444	-
DMD.001	Demand Cooling for low temperature R-407A/R-407F, R-407C, and R-448A/R-449A	All L6	Discuss Compressors Only	2,561	2,561	2,561
REC.010-3	Oversized receiver	1 Fan	See technical bulletin for volumes	1,335	1,335	1,335
REC.010-2	Oversized receiver	2 Fan	See technical bulletin for volumes	664	664	664
REC.010-1	Oversized receiver	2 Fan Large	See technical bulletin for Volumes	410	410	410
LOW.001-1	Heated & Insulated receiver with low pressure cut-out time delay	1 & 2 Fan	-	857	-	857
LOW.001-2	Heated & Insulated receiver with low pressure cut-out time delay	2 Fan Large	-	1,145	-	1,145
LVR.001-1	Louvered guard for snowbelt regions	1 Fan	-	1,297	-	1,297
LVR.001-2	Louvered guard for snowbelt regions	2 Fan	-	1,477	-	1,477

3 - 22 HP Horizontal Air Discharge

Factory-Installed Options

Need Factory-Installed Options?

- Make sure you have selected a configurable model. When ordering, remember to specify the option codes and list price adders for each selected option.
- Can't Find Something? Other options and accessories might be available on a custom order basis. Please contact your local Sales Representative or Account Engineer for assistance.

Option Code	Description	Models Used On	Notes	List Price Adder (\$US)		
				Outdoor (T)	Indoor (N)	intelliGen™ / Beacon II™
Coil Options						
CS.PRO-1	Polyester coated condenser fin protection	1 Fan	-	1,330	1,330	1,330
CS.PRO-2	Polyester coated condenser fin protection	2 Fan	-	1,838	1,838	1,838
CS.PRO-3	Polyester coated condenser fin protection	2 Fan Large	-	2,582	2,582	2,582
CS.CPR-1	Copper condenser fins	1 Fan	-	Call Factory	Call Factory	Call Factory
CS.CPR-2	Copper condenser fins	2 Fan	-	Call Factory	Call Factory	Call Factory
CS.CPR-3	Copper condenser fins	2 Fan Large	-	Call Factory	Call Factory	Call Factory
CS.ELEC-1	ElectroFin coil coating	1 Fan	-	Call Factory	Call Factory	Call Factory
CS.ELEC-2	ElectroFin coil coating	2 Fan	-	Call Factory	Call Factory	Call Factory
CS.ELEC-3	ElectroFin coil coating	2 Fan Large	-	Call Factory	Call Factory	Call Factory
CS.BRZ-1	Bronz-Glow coil coating	1 Fan	-	Call Factory	Call Factory	Call Factory
CS.BRZ-2	Bronz-Glow coil coating	2 Fan	-	Call Factory	Call Factory	Call Factory
CS.BRZ-3	Bronz-Glow coil coating	2 Fan Large	-	Call Factory	Call Factory	Call Factory

3 - 22 HP Horizontal Air Discharge Factory-Installed Electric Defrost Options

Need an electric defrost kit?

- Make sure you have selected a configurable model. When ordering, remember to specify the option codes and list price adders for each selected option.
- Electric defrost kits and components are available to be factory mounted in the electrical box of indoor or outdoor condensing units used in medium/low temp applications with electric defrost evaporators.

Selecting the proper kit is as easy as ...

- 1** Add up the total fan motor amps and electric heater amps for all evaporators in the refrigeration system.
- 2** For the selected condensing unit, find the rated defrost power amps for both the fan motor amps and electric heater amps.
- 3** If the evaporator total fan motor amps and electric defrost heater amps calculated in Step 1 are less than the condensing unit's rated defrost power amps found in Step 2 then proceed below to select the appropriate kit/components and list price adders. If not then contact your local Sales Representative or Account Engineer for assistance.

Definitions

Electric Defrost Timer

Initiates and terminates defrost cycles based on a predetermined time schedule.

Lockout Relay

Prevents the electric defrost heaters from energizing when the compressor is in operation.

Evaporator Hold Out Relay

Allows each evaporator to individually terminate defrost on temperature when multiple evaporators are used in a single system.

Fan Contactor

Carries amperage load for evaporator fan motors.

Heater Contactor

Carries amperage load for evaporator electric defrost heaters.

InterLink™ Smart Defrost Kit™ (SDK)

The InterLink™ SDK is a revolutionary product that is designed to be used on any electric defrost walk-in freezer system with an electro-mechanical defrost timer set for three or more scheduled defrosts per day. The InterLink™ SDK accurately estimates frost accumulation on the evaporator coil and decides if it can skip the preprogrammed defrost period that is set on the defrost timer. This helps eliminate unneeded defrost cycles, saving energy and increasing product integrity

Option Code	Description	Models Used On	Notes	List Price Adder (\$US)	
				Outdoor (T)	Indoor (N)
DFT.007-2	Electric Defrost Kit (High Amps)	1 Fan	Includes (1) electric defrost timer, (1 or 2) heater & (1) fan contactors, terminal strip	1,384	1,384
DFT.007-3	Electric Defrost Kit (High Amps)	2 Fan	Includes (1) electric defrost timer, (1 or 2) heater & (1) fan contactors, terminal strip	1,543	1,543
DFT.028	Electric Defrost Kit (Low Amps)	2 Fan Large	Includes (1) electric defrost timer, (1 or 2) heater & (1) fan contactors, terminal strip	2,095	2,095
DFT.029	Electric Defrost Kit (High Amps)	2 Fan Large	Includes (1) electric defrost timer, (1 or 2) heater & (1) fan contactors, terminal strip	3,014	3,014
DEF.066	Fuses for electric defrost kits	1 & 2 Fan	-	492	492
DEF.067	Fuses for electric defrost kits	2 Fan Large	-	492	492
EHR.001	Evaporator hold out relay	2 Fan Large	-	244	244
SDK.001	InterLink™ Smart Defrost Kit™	All	Can not be used alone. Must also select a electric defrost timer or electric defrost kit.	930	930

3 - 22 HP Horizontal Air Discharge

Shipped-Loose Accessories

A wide range of shipped-loose accessories are available to order. Can't Find Something? Other options and accessories might be available on a custom order basis. Please contact your local Sales Representative or Account Engineer for assistance.

Part Number	Description	Models Used On	Notes	List Price (\$US)
Mechanical Options				
50053301	8" Extended Legs	1 Fan & 2 Fan	-	470
59894901	12" Extended Legs	2 Fan Large	-	546
59898801	Hail Guards	1 Fan	-	501
59898901	Hail Guards	2 Fan	-	566
59896801	Hail Guards	2 Fan Large	-	635


Crankcase Pressure Regulator (CPR) Valves

A selection program must be used to pick the proper valve. The selection program requires the following inputs: system capacity, suction temperature, and maximum holding temperature. Not available for use on Beacon II™ Outdoor units. Should not be used with MOP type expansion valves in unit coolers. Please contact your local Sales Representative or Account Engineer for assistance.

Size	Part Number	List Price (\$US)
5/8"	2930142	328
7/8"	29346101	450
1 1/8"	29399012	662
1 3/8"	29394306	2,522
1 5/8"	4262Q	2,832

4 - 13 HP Horizontal Air Discharge

Overview



Product Description:

The 4-13 HP condensing unit product line with Bitzer® compressors feature an enhanced grill design that gives up to 40% more free-air area than prior models and its vertical receiver needs less refrigerant to ensure a full column of liquid reaches the expansion valve. Fan motors and serviceable components are accessible via the front grill for quick service and the sight glass is conveniently placed so that charging is quick, easy and accurate. Thorough cleaning of the coil is easier because the unit's top is one piece and lighter for easy removal. A liquid base valve and suction service tap is placed on the outside of the cabinet for easy pump-downs and quick diagnosis. The footprint is smaller for easy jobsite placement. These condensing units utilize the Floating Tube™ design, which eliminates tube-sheet leaks, allowing a 5-year warranty against tube-sheet leaks. PSC motors come standard to help you save money.

Opting for intelliGen™ / Beacon II™ Refrigeration System with Smart Defrost, factory mounted Smart Defrost Kit (TM), or Variable Speed EC (VSEC) Motor with Orbus (TM) Controller increase energy efficiency of the refrigeration system.

Certifications



Nomenclature

C	B	T	0601	L	6	C
Model	Compressor	Application	Equiv. HP	Operating Range	Refrigerant	Voltage
C = Climate Control	B = Bitzer	S = intelliGen™/Beacon II™ T = Outdoor N = Indoor	0401 = 4 HP 0551 = 5 HP 0601 = 6 HP 0611 = 6 HP 0751 = 7.5 HP 0901 = 9 HP 1001 = 10 HP 1201 = 12 HP 1301 = 13 HP	L = Low M = Medium	6 = R-404A/R-507A, R-407A/F, R-407C, R-448A/ R-449A	C = 208-230/3/60 D = 460/3/60 E = 575/3/60

Cabinet & Construction

- All units feature the Floating Tube™ coil design, eliminating tube sheet leaks
- Painted steel cabinet for superior strength and corrosion resistance
- Enhanced grill design provides 25-40% increase in free-air area

Serviceability

- Manual pumpdown switch on all units
- Dual isolation valves on receiver
- Base valve and high/low pressure taps on outside of cabinet
- Removable grill for access to all serviceable parts
- Lighter, one-piece top is easily removed for improved serviceability

Quality

- Sight Glass is easily viewable
- Fixed high and adjustable low pressure switch
- Refrigeration duty, rifled copper condenser tubing
- Electrical box relocated outside of air stream (improved air flow)
- Piping is laid out to minimize stress and vibration and is pre-bent to eliminate braze joints where possible, to reduce leak potential

Components

Compressor

- Units feature Bitzer® semi-hermetic compressors.
- Available with compressor unloading

Other

- Crankcase heater and head pressure valve on all outdoor units
- Sight glass and permanent liquid line filter

Motors

- Available with Variable Speed EC Motors

Air-Cooled Condensing Units

4 - 13 HP Horizontal Air Discharge

Configurable Models Pricing

Configurable Models		
Outdoor (T) <ul style="list-style-type: none"> • Prepainted galvanized cabinet • Manual pump-down switch • Electronic oil failure switch • Spring mounted compressors with suction and discharge vibration eliminators • Head pressure control valve • Crankcase heater • Fixed high and adjustable low pressure switches • Sight glass & permanent liquid-line filter • ServiceMate™ Diagnostic Module 	Indoor (N) <ul style="list-style-type: none"> • No cabinet hood • Fan guards & wiring conduit • Manual pump-down switch • Electronic oil failure switch • Spring mounted compressors with suction and discharge vibration eliminators • Crankcase heater • Fixed high and adjustable low pressure switches • Sight glass & permanent liquid-line filter • ServiceMate™ Diagnostic Module 	intelliGen™ / Beacon II™ <ul style="list-style-type: none"> • Outdoor Unit with hood • Manual pump-down switch • Spring mounted compressors with suction and discharge vibration eliminators • Crankcase heater • Head pressure control valve • Wired for intelliGen™ / Beacon II™. intelliGen™ / Beacon II™ fan cycling for two fan units only • Fixed high and adjustable low pressure switches • Sight glass & permanent liquid-line filter
Need to customize? Look at the factory-installed options starting on page 108.		

Outdoor (T)		Indoor (N)		intelliGen™ / Beacon II™		Voltage	Cabinet	Notes
Climate Control Model	List Price (\$US)	Climate Control Model	List Price (\$US)	Climate Control Model	List Price (\$US)			
Medium Temperature (R-404A/507, R-407A/R-407F, R-407C, and R-448A/R-449A)								
CBT0551M6C	26,080	CBN0551M6C	25,585	CBS0551M6C	27,503	208-230/3/60	2 Fan	-
CBT0551M6D	27,384	CBN0551M6D	26,864	CBS0551M6D	28,879	460/3/60	2 Fan	-
CBT0751M6C	29,326	CBN0751M6C	28,768	CBS0751M6C	30,925	208-230/3/60	2 Fan	-
CBT0751M6D	30,792	CBN0751M6D	30,208	CBS0751M6D	32,472	460/3/60	2 Fan	-
CBT0901M6C	34,754	CBN0901M6C	34,093	CBS0901M6C	36,648	208-230/3/60	2 Fan Large	-
CBT0901M6D	36,491	CBN0901M6D	35,798	CBS0901M6D	38,483	460/3/60	2 Fan Large	-
CBT1001M6C	35,423	CBN1001M6C	34,751	CBS1001M6C	37,357	208-230/3/60	2 Fan Large	-
CBT1001M6D	37,194	CBN1001M6D	36,487	CBS1001M6D	39,224	460/3/60	2 Fan Large	-
Low Temperature (R-404A/507, R-407A/R-407F, R-407C, and R-448A/R-449A)								
CBT0401L6C	24,418	CBN0401L6C	23,979	CBS0401L6C	25,490	208-230/3/60	1 Fan	-
CBT0401L6D	25,371	CBN0401L6D	24,915	CBS0401L6D	26,484	460/3/60	1 Fan	-
CBT0551L6C	25,657	CBN0551L6C	25,197	CBS0551L6C	26,784	208-230/3/60	1 Fan	-
CBT0551L6D	26,658	CBN0551L6D	26,177	CBS0551L6D	27,828	460/3/60	1 Fan	-
CBT0601L6C	30,785	CBN0601L6C	30,230	CBS0601L6C	32,135	208-230/3/60	2 Fan	-
CBT0601L6D	31,985	CBN0601L6D	31,409	CBS0601L6D	33,389	460/3/60	2 Fan	-
CBT0611L6C	31,527	CBN0611L6C	30,960	CBS0611L6C	32,909	208-230/3/60	2 Fan	-
CBT0611L6D	32,756	CBN0611L6D	32,168	CBS0611L6D	34,194	460/3/60	2 Fan	-
CBT0751L6C	32,878	CBN0751L6C	32,287	CBS0751L6C	34,320	208-230/3/60	2 Fan	-
CBT0751L6D	34,161	CBN0751L6D	33,544	CBS0751L6D	35,658	460/3/60	2 Fan	-
CBT1001L6C	37,559	CBN1001L6C	36,882	CBS1001L6C	39,206	208-230/3/60	2 Fan	-
CBT1001L6D	39,023	CBN1001L6D	38,321	CBS1001L6D	40,737	460/3/60	2 Fan	-
CBT1201L6C	38,341	CBN1201L6C	37,649	CBS1201L6C	40,022	208-230/3/60	2 Fan Large	-
CBT1201L6D	39,835	CBN1201L6D	39,117	CBS1201L6D	41,583	460/3/60	2 Fan Large	-
CBT1301L6C	40,056	CBN1301L6C	39,335	CBS1301L6C	41,812	208-230/3/60	2 Fan Large	-
CBT1301L6D	41,618	CBN1301L6D	40,868	CBS1301L6D	43,444	460/3/60	2 Fan Large	-

4 - 13 HP Horizontal Air Discharge

Factory-Installed Options

Need Factory-Installed Options?

- Make sure you have selected a configurable model. When ordering, remember to specify the option codes and list price adders for each selected option.
- Can't Find Something? Other options and accessories might be available on a custom order basis. Please contact your local Sales Representative or Account Engineer for assistance.

Option Code	Description	Models Used On	Notes	List Price Adder (\$US)		
				Outdoor (T)	Indoor (N)	intelliGen™ Beacon II™
Electrical Options						
DFT.001	Defrost Timer - Air	All M6	Medium temperature applications only.	602	602	-
SW.007	Adjustable high pressure switch w/ manual reset & adjustable low pressure switch	All	-	424	424	424
SW.002	Dual pressure control with adjustable high & low pressure settings	All	Standard heated and insulated receiver kit option can't be used with this option. Contact factory	166	166	-
FSD.001-3	Mounted fused disconnect	1 Fan (230V)	-	1,140	-	1,140
FSD.001-4	Mounted fused disconnect	1 Fan (460V)	-	2,960	-	2,960
FSD.001-5	Mounted fused disconnect	2 Fan (230V)	-	2,002	-	2,002
FSD.001-6	Mounted fused disconnect	2 Fan (460V)	Not suitable for 2 Fan Large (460V) Units (901M6 - 1001M6, 1201L6 - 1301L6)	4,016	-	4,016
FSD.001-7	Mounted fused disconnect	2 Fan Large (230V)	-	2,753	-	2,753
FSD.001-8	Mounted fused disconnect	2 Fan Large (460V)	-	3,771	-	3,771
PLM.001	Phase Loss Monitor	All	-	1,235	1,235	1,235
FCY.002-1	Fan Cycling - Temperature & Pressure	1 Fan	-	428	-	Press. Std.
FCY.014	Fan Cycling - Temperature & Pressure	2 Fan	-	594	-	Press. Std.
FCY.002-2	Fan Cycling - Temperature & Pressure	2 Fan Large	-	594	-	Press. Std.
ELC.007-1	Circuit Breakers (Compressor, Control & Fan)	2 Fan Large - 230V	-	2,570	2,570	-
ELC.007-2	Circuit Breakers (Compressor, Control & Fan)	2 Fan Large - 460V	-	3,903	3,903	-
CFS.001	Compressor Fusing	2 Fan Large	-	443	443	443
ELC.008-2	NEMA Contactors	2 Fan Large - 230V	-	2,349	2,349	-
ELC.008-1	NEMA Contactors	2 Fan Large - 460V	-	1,363	1,363	-
MS.001-1	Variable Speed EC Motor with Orbus Controller	1 Fan (208-230/3/60)	-	1,271	-	N/A
MS.001-2	Variable Speed EC Motor with Orbus Controller	2 Fan (208-230/3/60)	Not suitable for 2 Fan Large (230V) Units (901M6 - 1001M6, 1201L6 - 1301L6)	2,065	-	2,065
MS.001-3	Variable Speed EC Motor with Orbus Controller	2 Fan Large (230V)	-	N/A	-	N/A
MS.001-4	Variable Speed EC Motor with Orbus Controller	1 Fan (460V)	-	2,960	-	2,960
MS.001-5	Variable Speed EC Motor with Orbus Controller	2 Fan (460V)	Not suitable for 2 Fan Large (460V) Units (901M6 - 1001M6, 1201L6 – 1301L6)	4,016	-	4,016
MS.001-6	Variable Speed EC Motor with Orbus Controller	2 Fan Large (460V)	-	N/A	-	N/A

Regulation Requires Variable Speed Fan Motors!

California Energy Commission Title 24, Section 126

Effective 01/01/2010, refrigerated warehouses with a total cold storage and frozen storage area exceeding 3,000 square feet require:

1. All condenser fans for air-cooled condensers/condensing units shall be continuously variable speed and the condensing temperature or pressure control system shall control the speed of all condenser fans serving a common condenser loop in unison. The minimum condensing temperature set point shall be less than or equal to 70 degrees Fahrenheit or reset in response to ambient dry bulb temperature or refrigeration system load.
2. All single phase condenser/condensing unit fan motors less than 1 horsepower and less than 460 volts shall be either permanent split capacitor or electronically commutated.

Air-Cooled Condensing Units

4 - 13 HP Horizontal Air Discharge

Factory-Installed Options

Need Factory-Installed Options?

- Make sure you have selected a configurable model. When ordering, remember to specify the option codes and list price adders for each selected option.
- Can't Find Something? Other options and accessories might be available on a custom order basis. Please contact your local Sales Representative or Account Engineer for assistance.

Option Code	Description	Models Used On	Notes	List Price Adder (\$US)		
				Outdoor (T)	Indoor (N)	intelliGen™ Beacon II™
Mechanical Options						
LIQ.003	Replaceable core liquid-line filter drier & sight glass	All	-	509	509	509
LIQ.002-1	Liquid-line solenoid valve	1 Fan	Not recommended on applications with line runs more than 25 feet.	667	667	-
LIQ.002-2	Liquid-line solenoid valve	2 Fan	Not recommended on applications with line runs more than 25 feet.	748	748	-
LIQ.002-3	Liquid-line solenoid valve	2 Fan Large	Not recommended on applications with line runs more than 25 feet.	1,025	1,025	-
SUC.003-1	Suction-line filter	1 Fan	-	509	509	509
SUC.003-2	Suction-line filter	2 Fan	-	865	865	865
SUC.003-3	Suction-line filter	2 Fan Large	-	1,382	1,382	1,382
SUC.005-1	Replaceable core suction-line filter	1 Fan	-	979	979	979
SUC.005-2	Replaceable core suction-line filter	2 Fan	-	1,336	1,336	1,336
SUC.005-3	Replaceable core suction-line filter	2 Fan Large	-	1,808	1,808	1,808
SUC.007-1	Suction accumulator	1 Fan	-	783	783	783
SUC.007-2	Suction accumulator	2 Fan	-	1,218	1,218	1,218
SUC.007-3	Suction accumulator	2 Fan Large	-	2,951	2,951	2,951
DIS.004-1	Head pressure control valve - 180psi fixed	1 & 2 Fan	-	Standard	382	Standard
DIS.004-2	Head pressure control valve - adjustable	2 Fan Large	-	Standard	1,297	Standard
DIS.001-1	Oil separator with discharge line check valve	1 Fan	-	1,417	1,417	1,417
DIS.001-2	Oil separator with discharge line check valve	2 Fan	-	1,497	1,497	1,497
DIS.001-3	Oil separator with discharge line check valve	2 Fan Large	-	1,771	1,771	1,771
UNL.001	Compressor Unloading (One Step)	All	-	2,444	2,444	-
REC.010-3	Oversized receiver	1 Fan	See technical bulletin for volumes	1,335	1,335	1,335
REC.010-2	Oversized receiver	2 Fan	See technical bulletin for volumes	664	664	664
REC.010-1	Oversized receiver	2 Fan Large	See technical bulletin for Volumes	410	410	410
LOW.001-1	Heated & Insulated reciever with low pressure cut-out time delay	1 & 2 Fan	-	857	-	857
LOW.001-2	Heated & Insulated reciever with low pressure cut-out time delay	2 Fan Large	-	1,145	-	1,145
LVR.001-1	Louvered guard for snowbelt regions	1 Fan	-	1,297	-	1,297
LVR.001-2	Louvered guard for snowbelt regions	2 Fan	-	1,477	-	1,477
Coil Options						
CS.PRO-1	Polyester coated condenser fin protection	1 Fan	-	1,330	1,330	1,330
CS.PRO-2	Polyester coated condenser fin protection	2 Fan	-	1,838	1,838	1,838
CS.PRO-3	Polyester coated condenser fin protection	2 Fan Large	-	2,582	2,582	2,582
CS.CPR-1	Copper condenser fins	1 Fan	-	Call Factory	Call Factory	Call Factory
CS.CPR-2	Copper condenser fins	2 Fan	-	Call Factory	Call Factory	Call Factory
CS.CPR-3	Copper condenser fins	2 Fan Large	-	Call Factory	Call Factory	Call Factory
CS.ELEC-1	ElectroFin coil coating	1 Fan	-	Call Factory	Call Factory	Call Factory
CS.ELEC-2	ElectroFin coil coating	2 Fan	-	Call Factory	Call Factory	Call Factory
CS.ELEC-3	ElectroFin coil coating	2 Fan Large	-	Call Factory	Call Factory	Call Factory
CS.BRZ-1	Bronz-Glow coil coating	1 Fan	-	Call Factory	Call Factory	Call Factory
CS.BRZ-2	Bronz-Glow coil coating	2 Fan	-	Call Factory	Call Factory	Call Factory
CS.BRZ-3	Bronz-Glow coil coating	2 Fan Large	-	Call Factory	Call Factory	Call Factory

4 - 13 HP Horizontal Air Discharge Factory-Installed Electric Defrost Options

Need an electric defrost kit?

- Make sure you have selected a configurable model. When ordering, remember to specify the option codes and list price adders for each selected option.
- Electric defrost kits and components are available to be factory mounted in the electrical box of indoor or outdoor condensing units used in medium/low temp applications with electric defrost evaporators.

Selecting the proper kit is as easy as ...

- 1** Add up the total fan motor amps and electric heater amps for all evaporators in the refrigeration system.
- 2** For the selected condensing unit, contact your local Sales Representative or Account Engineer to find out the rated defrost power amps for both the fan motor amps and electric heater amps. The condensing unit data plate ratings are based on the actual system match.
- 3** Your local Sales Representative or Account Engineer will help you select the proper electric defrost kit and components.

Definitions

- Electric Defrost Timer**
Initiates and terminates defrost cycles based on a predetermined time schedule.
- Lockout Relay**
Prevents the electric defrost heaters from energizing when the compressor is in operation.
- Evaporator Hold Out Relay**
Allows each evaporator to individually terminate defrost on temperature when multiple evaporators are used in a single system.
- Fan Contactor**
Carries amperage load for evaporator fan motors.
- Heater Contactor**
Carries amperage load for evaporator electric defrost heaters.
- InterLink™ Smart Defrost Kit™ (SDK)**
The InterLink™ SDK is a revolutionary product that is designed to be used on any electric defrost walk-in freezer system with an electro-mechanical defrost timer set for three or more scheduled defrosts per day. The InterLink™ SDK accurately estimates frost accumulation on the evaporator coil and decides if it can skip the preprogrammed defrost period that is set on the defrost timer. This helps eliminate unneeded defrost cycles, saving energy and increasing product integrity

Option Code	Description	Models Used On	Notes	List Price Adder (\$US)	
				Outdoor (T)	Indoor (N)
DFT.KIT	Electric Defrost Kit	All	Includes (1) electric defrost timer, (1) heater contactor (48 amp maximum heater load), (1) fan contactor, terminal strip, and fusing	N/A	2,037
DFT.CHR	Additional Heater Contactor and hold out relay	All	48 amp maximum heater load per heater contactor. Can only have a maximum of 2 heater contactors per unit.	736	736
SDK.001	InterLink™ Smart Defrost Kit™	All	Can not be used alone. Must also select a electric defrost timer or electric defrost kit.	930	930

4 - 13 HP Horizontal Air Discharge

Shipped-Loose Accessories

A wide range of shipped-loose accessories are available to order. Can't Find Something? Other options and accessories might be available on a custom order basis. Please contact your local Sales Representative or Account Engineer for assistance.

Part Number	Description	Models Used On	Notes	List Price (\$US)
Mechanical Options				
50053301	8" Extended Legs	1 Fan & 2 Fan	-	470
59894901	12" Extended Legs	2 Fan Large	-	546
59898801	Hail Guards	1 Fan	-	501
59898901	Hail Guards	2 Fan	-	566
59896801	Hail Guards	2 Fan Large	-	635


Crankcase Pressure Regulator (CPR) Valves

A selection program must be used to pick the proper valve. The selection program requires the following inputs: system capacity, suction temperature, and maximum holding temperature. Not available for use on IntelliGen(TM) / Beacon II (TM). Should not be used with MOP type expansion valves in unit coolers. Please contact your local Sales Representative or Account Engineer for assistance.

Size	Part Number	List Price (\$US)
5/8"	2930142	328
7/8"	29346101	450
1 1/8"	29399012	662
1 3/8"	29394306	2,522
1 5/8"	4262Q	2,832

12 - 40 HP Vertical Air Discharge

Overview



Product Description

The 12-40 HP vertical condensing units are designed to meet the needs of a demanding commercial and industrial refrigeration market. The product is configured to be flexible in its design and construction to allow it to respond to the requirements of refrigeration contractors, consulting engineers and facility owners/operators. The Floating Tube™ coil design incorporated in the product provides reliability against tube sheet leaks.

Opting for IntelliGen™ / Beacon II™ Refrigeration System with Smart Defrost, factory mounted Smart Defrost Kit (TM), or Variable Speed EC (VSEC) Motor with Orbus (TM) Controller increase energy efficiency of the refrigeration system.

Certifications



Nomenclature

C	D	V	S	1501	H	6	C
Model	Compressor	Style	IntelliGen™	Equiv. HP	Operating Range	Refrigerant	Voltage
C = Climate Control	D = Discus®	V = Vertical	S = IntelliGen™ / Beacon II™ No "S" = non IntelliGen™ / Beacon II™	1200/1201 = 12 HP 1500/1501 = 15 HP 2000/2001 = 20 HP 2200/2201 = 22 HP 2500/2501 = 25 HP 2600 = 25 HP 2700/2701 = 27 HP 3000/3001 = 30 HP 3500/3501 = 35 HP 1500/1501 = 15 HP	H = High L = Low M = Medium	6 = R-404A / R-507A, R-407A/F, R-407C, R-448A / R-449A	C = 208-230/3/60 (200-220/3/50) D = 460/3/60 (380-420/3/50) K = 230/3/60 (220/3/50)

Cabinet & Construction

- All units feature the Floating Tube™ coil which eliminates tube sheet leaks
- Painted steel cabinet for superior strength and corrosion resistance

Serviceability

- Manual pumpdown switch on all units
- Convenient access panels to easily service internal components
- Large electrical panel to facilitate ease of access

Quality

- Sight Glass is easily viewable
- Fixed high and adjustable low pressure switch
- Refrigeration duty, rifled copper condenser tubing
- Piping is laid out to minimize stress and vibration and is pre-bent to eliminate braze joints where possible to reduce leak potential
- All joints are sweat type connections, no mechanical joints to leak
- Separate subcooling circuit in condenser for added capacity and vapor free liquid
- Pressure relief valve on receiver
- ServiceMate™ diagnostic module standard on all non-Beacon™ condensing units

Components

Compressor

- Spring-mounted compressors with suction and discharge eliminators
- Receivers are sized for sufficient pumpdown capacity with inlet and outlet service valves.

Other

- Sight glass and permanent liquid line filter

Motors

- Available with Variable Speed EC Motors

Air-Cooled Condensing Units

12 - 40 HP Vertical Air Discharge

Configurable Models Pricing

Configurable Models	
Outdoor <ul style="list-style-type: none"> • Prepainted galvanized cabinet with easily removable service panels • Condenser built with rifled tubing and a separate subcooler coil for extra performance • Adjustable flooded head pressure valves on all models • Liquid line with drier, sight glass, and shut-off valve • Electronic oil safety control • Spring mounted compressors with suction and discharge vibration eliminators • Large electrical panel, including compressor contactor and pump-down switch • Fixed high pressure control and separate adjustable low pressure control with flexible braided hose • ServiceMate™ Diagnostic Module 	intelliGen™ / Beacon II™ <ul style="list-style-type: none"> • Prepainted galvanized cabinet with easily removable service panels • Condenser built with rifled tubing and a separate subcooler coil for extra performance • Adjustable flooded head pressure valves on all models • Liquid line with drier, sight glass, and shut-off valve • Electronic oil safety control • Spring mounted compressors with suction and discharge vibration eliminators • Large electrical panel, including compressor contactor and pump-down switch • Fixed high pressure control and separate adjustable low pressure control with flexible braided hose • Wired for intelliGen™ / Beacon II™ control with fan cycling.
Need to customize? Look at the factory-installed options starting on page 115.	

Outdoor		intelliGen™ / Beacon II™		Voltage	Model Type	Notes
Climate Control Model	List Price (\$US)	Climate Control Model	List Price (\$US)			
Standard Models: Medium Temperature (R-404A/507, R-407A/R-407F, R-407C, and R-448A/R-449A)						
CDV1500M6C	41,017	CDVS1500M6C	44,035	208-230/3/60	Standard	-
CDV1500M6D	41,828	CDVS1500M6D	44,844	460/3/60	Standard	-
CDV2000M6C	45,642	CDVS2000M6C	48,658	208-230/3/60	Standard	-
CDV2000M6D	46,453	CDVS2000M6D	49,470	460/3/60	Standard	-
CDV2500M6C	54,457	CDVS2500M6C	57,476	208-230/3/60	Standard	-
CDV2500M6D	55,266	CDVS2500M6D	58,285	460/3/60	Standard	-
CDV2600M6C	61,163	CDVS2600M6C	64,179	208-230/3/60	Standard	-
CDV2600M6D	61,972	CDVS2600M6D	64,995	460/3/60	Standard	-
CDV3000M6C	63,869	CDVS3000M6C	66,888	208-230/3/60	Standard	-
CDV3000M6D	64,680	CDVS3000M6D	67,697	460/3/60	Standard	-
CDV3500M6C	72,295	CDVS3500M6C	75,675	208-230/3/60	Standard	-
CDV3500M6D	72,961	CDVS3500M6D	76,344	460/3/60	Standard	-
CDV4000M6D	80,850	CDVS4000M6D	84,226	460/3/60	Standard	-
CDV4000M6K	79,762	CDVS4000M6K	83,142	230/3/60	Standard	-
Standard Models: Low Temperature (R-404A/507, R-407A/R-407F, R-407C, and R-448A/R-449A)						
CDV1200L6C	42,059	CDVS1200L6C	45,073	208-230/3/60	Standard	See Note 2
CDV1200L6D	42,874	CDVS1200L6D	45,890	460/3/60	Standard	See Note 2
CDV1500L6C	44,028	CDVS1500L6C	47,043	208-230/3/60	Standard	See Note 2
CDV1500L6D	44,838	CDVS1500L6D	47,855	460/3/60	Standard	See Note 2
CDV2200L6C	51,670	CDVS2200L6C	54,690	208-230/3/60	Standard	See Note 2
CDV2200L6D	52,483	CDVS2200L6D	55,499	460/3/60	Standard	See Note 2
CDV2700L6C	59,388	CDVS2700L6C	62,403	208-230/3/60	Standard	See Note 2
CDV2700L6D	60,198	CDVS2700L6D	63,215	460/3/60	Standard	See Note 2
CDV3000L6C	65,896	CDVS3000L6C	68,911	208-230/3/60	Standard	See Note 2
CDV3000L6D	66,705	CDVS3000L6D	69,722	460/3/60	Standard	See Note 2

Notes:

1. High Efficiency Models come with an oversized condenser.
2. For R-407A/R-407F, R407C, and R-448A/R-449A low temperature operation, add Demand Cooling Kit.

12 - 40 HP Vertical Air Discharge

Configurable Models Pricing

Outdoor		intelliGen™ / Beacon II™		Voltage	Model Type	Notes
Climate Control Model	List Price (\$US)	Climate Control Model	List Price (\$US)			
High Efficiency Models: High Temperature (R-404A/507, R-407A/R-407F, R-407C, and R-448A/R-449A)						
CDV1501H6C	45,363	CDVS1501H6C	48,382	208-230/3/60	High Efficiency	See Note 1
CDV1501H6D	46,175	CDVS1501H6D	49,191	460/3/60	High Efficiency	See Note 1
CDV2001H6C	47,824	CDVS2001H6C	50,842	208-230/3/60	High Efficiency	See Note 1
CDV2001H6D	48,637	CDVS2001H6D	51,651	460/3/60	High Efficiency	See Note 1
CDV2501H6C	67,391	CDVS2501H6C	70,771	208-230/3/60	High Efficiency	See Note 1
CDV2501H6D	68,278	CDVS2501H6D	71,656	460/3/60	High Efficiency	See Note 1
CDV3001H6C	70,330	CDVS3001H6C	73,713	208-230/3/60	High Efficiency	See Note 1
CDV3001H6D	71,143	CDVS3001H6D	74,521	460/3/60	High Efficiency	See Note 1
CDV3501H6C	87,941	CDVS3501H6C	91,638	208-230/3/60	High Efficiency	See Note 1
CDV3501H6D	88,751	CDVS3501H6D	92,451	460/3/60	High Efficiency	See Note 1
CDV4001H6D	89,737	CDVS4001H6D	93,436	460/3/60	High Efficiency	See Note 1
CDV4001H6K	88,909	CDVS4001H6K	92,601	575/3/60	High Efficiency	See Note 1
High Efficiency Models: Low Temperature (R-404A/507, R-407A/R-407F, R407C, and R-448A/R-449A)						
CDV1201L6C	43,898	CDVS1201L6C	46,916	208-230/3/60	High Efficiency	See Note 1, 2
CDV1201L6D	44,712	CDVS1201L6D	47,730	460/3/60	High Efficiency	See Note 1, 2
CDV1501L6C	47,169	CDVS1501L6C	50,188	208-230/3/60	High Efficiency	See Note 1, 2
CDV1501L6D	47,981	CDVS1501L6D	50,994	460/3/60	High Efficiency	See Note 1, 2
CDV2201L6C	54,913	CDVS2201L6C	57,929	208-230/3/60	High Efficiency	See Note 1, 2
CDV2201L6D	55,726	CDVS2201L6D	58,743	460/3/60	High Efficiency	See Note 1, 2
CDV2701L6C	66,014	CDVS2701L6C	69,394	208-230/3/60	High Efficiency	See Note 1, 2
CDV2701L6D	66,823	CDVS2701L6D	70,203	460/3/60	High Efficiency	See Note 1, 2
CDV3001L6C	69,681	CDVS3001L6C	73,059	208-230/3/60	High Efficiency	See Note 1, 2
CDV3001L6D	70,492	CDVS3001L6D	73,867	460/3/60	High Efficiency	See Note 1, 2
CDV1201L6C	43,898	CDVS1201L6C	46,916	208-230/3/60	High Efficiency	See Note 1, 2
CDV1201L6D	44,712	CDVS1201L6D	47,730	460/3/60	High Efficiency	See Note 1, 2
CDV1501L6C	47,169	CDVS1501L6C	50,188	208-230/3/60	High Efficiency	See Note 1, 2
CDV1501L6D	47,981	CDVS1501L6D	50,994	460/3/60	High Efficiency	See Note 1, 2
CDV2201L6C	54,913	CDVS2201L6C	57,929	208-230/3/60	High Efficiency	See Note 1, 2
CDV2201L6D	55,726	CDVS2201L6D	58,743	460/3/60	High Efficiency	See Note 1, 2
CDV2701L6C	66,014	CDVS2701L6C	69,394	208-230/3/60	High Efficiency	See Note 1, 2
CDV2701L6D	66,823	CDVS2701L6D	70,203	460/3/60	High Efficiency	See Note 1, 2
CDV3001L6C	69,681	CDVS3001L6C	73,059	208-230/3/60	High Efficiency	See Note 1, 2
CDV3001L6D	70,492	CDVS3001L6D	73,867	460/3/60	High Efficiency	See Note 1, 2

Notes:

1. High Efficiency Models come with an oversized condenser.
2. For R-407A/R-407F, R-407C, and R-448A/R-449A low temperature operation, add Demand Cooling Kit.

Air-Cooled Condensing Units

12 - 40 HP Vertical Air Discharge

Factory-Installed Options

Need Factory-Installed Options?

- Make sure you have selected a configurable model. When ordering, remember to specify the option codes and list price adders for each selected option.
- Can't Find Something? Other options and accessories might be available on a custom order basis. Please contact your local Sales Representative or Account Engineer for assistance.

Option Code	Description	CDV/CDVS Models Used On	Notes	List Price Adder (\$US)	
				Outdoor	intelliGen™ / Beacon II™
Electrical Options					
DFT.001	Defrost Timer - Air	All	Medium temperature applications only.	602	-
FCY.001-1	Fan Cycling - Temperature	1200-3000 Standard Models 1201-2201 High Efficiency Models	Fan closest to the header is not cycled.	1,912	-
FCY.001-2	Fan Cycling - Temperature	3500-4000 Standard Models 2501-3001 High Efficiency Models	Fan closest to the header is not cycled.	2,277	-
FCY.001-3	Fan Cycling - Temperature	3501-4001 High Efficiency Models	Fan closest to the header is not cycled.	2,596	-
FCY.002-1	Fan Cycling - Pressure	1200-3000 Standard Models 1201-2201 High Efficiency Models	Fan closest to the header is not cycled.	1,912	Standard
FCY.002-2	Fan Cycling - Pressure	3500-4000 Standard Models 2501-3001 High Efficiency Models	Fan closest to the header is not cycled.	2,277	Standard
FCY.002-3	Fan Cycling - Pressure	3501-4001 High Efficiency Models	Fan closest to the header is not cycled.	2,596	Standard
FSD.001-1	Fused Disconnect	1200-2701 (230V)	-	1,818	1,818
FSD.001-2	Fused Disconnect	1200-2701 (460V)	-	2,651	2,651
FSD.001-3	Fused Disconnect	3000-4001 (460V)	-	3,860	3,860
NFD.008-1	Non-Fused Disconnect	1200-2701 (230V)	-	1,707	1,707
NFD.008-2	Non-Fused Disconnect	1200-2701 (460V)	-	2,457	2,457
NFD.008-3	Non-Fused Disconnect	3000-4001 (460V)	-	3,595	3,595
CBK.002-2	Compressor Circuit Breaker	230V	-	2,822	2,822
CBK.002-1	Compressor Circuit Breaker	460V	-	1,311	1,311
PLM.00X	Phase Loss Monitor	230V & 460V	-	1,235	1,235
TDR.002	Anti-short Cycling Timer	All	-	713	713
HPS.001	Manual Reset High Pressure Switch	All	-	341	341
MS.0012D	Variable Speed EC Motor with proportional pressure controller	1500-2500M6 Standard Models (230V) 1200-2700L6 Standard Models (230V) 1201L6-2201L6 High Efficiency Models (230V)	-	16,816	16,816

Regulation Requires Variable Speed Fan Motors!

California Energy Commission Title 24, Section 126

Effective 01/01/2010, refrigerated warehouses with a total cold storage and frozen storage area exceeding 3,000 square feet require:

1. All condenser fans for air-cooled condensers/condensing units shall be continuously variable speed and the condensing temperature or pressure control system shall control the speed of all condenser fans serving a common condenser loop in unison. The minimum condensing temperature set point shall be less than or equal to 70 degrees Fahrenheit or reset in response to ambient dry bulb temperature or refrigeration system load.
2. All single phase condenser/condensing unit fan motors less than 1 horsepower and less than 460 volts shall be either permanent split capacitor or electronically commutated.

12 - 40 HP Vertical Air Discharge

Factory-Installed Options

Need Factory-Installed Options?

- Make sure you have selected a configurable model. When ordering, remember to specify the option codes and list price adders for each selected option.
- Can't Find Something? Other options and accessories might be available on a custom order basis. Please contact your local Sales Representative or Account Engineer for assistance.

Option Code	Description	CDV/CDVS Models Used On	Notes	List Price Adder (\$US)	
				Outdoor	intelliGen™ / Beacon II™
MS.0012L	Variable Speed EC Motor with proportional pressure controller	2600-3000M6 Standard Models (230V & 460V) 3000L6 Standard Model (230V & 460V) 1501-2001H6 High Efficiency Models (230V & 460V) 2701L6-3001L6 High Efficiency Models (230V & 460V)	-	20,468	20,468
MS.0013L	Variable Speed EC Motor with proportional pressure controller	3500-4000M6 Standard Models (230V & 460V) 2501-3001H6 High Efficiency Models (230V & 460V)	-	29,536	29,536
MS.0014L	Variable Speed EC Motor with proportional pressure controller	3501-4001H6 High Efficiency Models (230V & 460V)	-	40,932	40,932
Mechanical Options					
LIQ.003-1	Replaceable core liquid-line filter drier & sight glass	1200-2201	-	509	509
LIQ.003-2	Replaceable core liquid-line filter drier & sight glass	2500-4001	-	748	748
LIQ.002-1	Liquid-line solenoid valve	1200-2201	Not recommended on applications with line runs more than 25 feet.	1,025	-
LIQ.002-2	Liquid-line solenoid valve	2500-4001	Not recommended on applications with line runs more than 25 feet.	1,099	-
SUC.003-1	Suction-line filter	1200-2001	-	1,382	1,382
SUC.003-2	Suction-line filter	2200-4001	-	1,770	1,770
SUC.005-1	Replaceable core suction-line filter	1200-2001	-	1,807	1,807
SUC.005-2	Replaceable core suction-line filter	2200-4001	-	1,888	1,888
SUC.007-1	Suction accumulator	1200-2001	-	2,951	2,951
SUC.007-2	Suction accumulator	2200-4001	-	3,387	3,387
DIS.001-1	Oil separator with discharge line check valve	1200-3001	-	1,770	1,770
DIS.001-2	Oil separator with discharge line check valve	3500-4001	-	2,991	2,991
MUF.001	Discharge muffler	All	-	501	501
DIS.002-1	Three way heat reclaim valve with check valve installed	1200-2000	-	1,828	1,828

Regulation Requires Variable Speed Fan Motors!

California Energy Commission Title 24, Section 126

Effective 01/01/2010, refrigerated warehouses with a total cold storage and frozen storage area exceeding 3,000 square feet require:

1. All condenser fans for air-cooled condensers/condensing units shall be continuously variable speed and the condensing temperature or pressure control system shall control the speed of all condenser fans serving a common condenser loop in unison. The minimum condensing temperature set point shall be less than or equal to 70 degrees Fahrenheit or reset in response to ambient dry bulb temperature or refrigeration system load.
2. All single phase condenser/condensing unit fan motors less than 1 horsepower and less than 460 volts shall be either permanent split capacitor or electronically commutated.

Air-Cooled Condensing Units

12 - 40 HP Vertical Air Discharge

Factory-Installed Options

Need Factory-Installed Options?

- Make sure you have selected a configurable model. When ordering, remember to specify the option codes and list price adders for each selected option.
- Can't Find Something? Other options and accessories might be available on a custom order basis. Please contact your local Sales Representative or Account Engineer for assistance.

Option Code	Description	CDV/CDVS Models Used On	Notes	List Price Adder (\$US)	
				Outdoor	intelliGen™ / Beacon II™
DIS.002-2	Three way heat reclaim valve with check valve installed	2001-4001	-	2,677	2,677
UNL.001	Compressor Unloading - with pressure control for (1) cyl. Bank	All	-	1,815	-
DMD.001	Demand Cooling for low temperature R-407A/R-407F, R-407C, and R-448A/R-449A	-	-	2,561	2,561
REC.001-1	Low Ambient kit with heated and insulated receiver and time delay relay	1200-3001	-	2,795	2,795
REC.001-2	Low Ambient kit with heated and insulated receiver and time delay relay	3500-4001	-	3,672	3,672
Coil Options					
CS.PRO-1	Polyester coated condenser fin protection	1200-3000 Standard Models 1201-2201 High Efficiency Models	-	2,150	2,150
CS.PRO-2	Polyester coated condenser fin protection	2501-3001 High Efficiency Models	-	2,700	2,700
CS.PRO-3	Polyester coated condenser fin protection	3500-4000 Standard Models	-	2,753	2,753
CS.PRO-4	Polyester coated condenser fin protection	3501-4001 High Efficiency Models	-	3,860	3,860
CS.ELEC-1	ElectroFin coil coating	1200-3000 Standard Models 1201-2201 High Efficiency Models	-	Call Factory	Call Factory
CS.ELEC-2	ElectroFin coil coating	2501-3001 High Efficiency Models	-	Call Factory	Call Factory
CS.ELEC-3	ElectroFin coil coating	3500-4000 Standard Models	-	Call Factory	Call Factory
CS.ELEC-4	ElectroFin coil coating	3501-4001 High Efficiency Models	-	Call Factory	Call Factory
CS.CPR-1	Copper condenser fins	1200-3000 Standard Models 1201-2201 High Efficiency Models	-	Call Factory	Call Factory
CS.CPR-2	Copper condenser fins	2501-3001 High Efficiency Models	-	Call Factory	Call Factory
CS.CPR-3	Copper condenser fins	3500-4000 Standard Models	-	Call Factory	Call Factory
CS.CPR-4	Copper condenser fins	3501-4001 High Efficiency Models	-	Call Factory	Call Factory
CS.BRZ-1	Bronz-Glow coil coating	1200-3000 Standard Models 1201-2201 High Efficiency Models	-	Call Factory	Call Factory
CS.BRZ-2	Bronz-Glow coil coating	2501-3001 High Efficiency Models	-	Call Factory	Call Factory
CS.BRZ-3	Bronz-Glow coil coating	3500-4000 Standard Models	-	Call Factory	Call Factory
CS.BRZ-4	Bronz-Glow coil coating	3501-4001 High Efficiency Models	-	Call Factory	Call Factory

12 - 40 HP Vertical Air Discharge Factory-Installed Electric Defrost Options

Need an electric defrost kit?

- Make sure you have selected a configurable model. When ordering, remember to specify the option codes and list price adders for each selected option.
- Electric defrost kits and components are available to be factory mounted in the electrical box of indoor or outdoor condensing units used in medium/low temp applications with electric defrost evaporators.

Selecting the proper kit is as easy as ...

1

Add up the total fan motor amps and electric heater amps for all evaporators in the refrigeration system.

2

For the selected condensing unit, contact your local Sales Representative or Account Engineer to find out the rated defrost power amps for both the fan motor amps and electric heater amps. The condensing unit data plate ratings are based on the actual system match.

3

Your local Sales Representative or Account Engineer will help you select the proper electric defrost kit and components.

Definitions

Electric Defrost Timer

Initiates and terminates defrost cycles based on a predetermined time schedule.

Lockout Relay

Prevents the electric defrost heaters from energizing when the compressor is in operation.

Evaporator Hold Out Relay

Allows each evaporator to individually terminate defrost on temperature when multiple evaporators are used in a single system.

Fan Contactor

Carries amperage load for evaporator fan motors.

Heater Contactor

Carries amperage load for evaporator electric defrost heaters.

InterLink™ Smart Defrost Kit™ (SDK)

The InterLink™ SDK is a revolutionary product that is designed to be used on any electric defrost walk-in freezer system with an electro-mechanical defrost timer set for three or more scheduled defrosts per day. The InterLink™ SDK accurately estimates frost accumulation on the evaporator coil and decides if it can skip the preprogrammed defrost period that is set on the defrost timer. This helps eliminate unneeded defrost cycles, saving energy and increasing product integrity

Option Code	Description	CDV/CDVS Models Used On	Notes	List Price Adder (\$US)
				Outdoor
DFT.014	Electric Defrost Kit for system with one evaporator - Low Amps (1L)	1200-2201L6 (230V) 1500-2001M6 (460V) 1200-3001L6 (460V)	Includes (1) electric defrost timer, (1) heater & (1) fan contactors, terminal strip	1,960
DFT.015	Electric Defrost Kit for system with one evaporator - Low Amps (1H)	1200-2201L6 (230V) 1500-2001M6 (460V) 1200-3001L6 (460V)	Includes (1) electric defrost timer, (1) heater & (1) fan contactors, terminal strip	1,960
DFT.011	Electric Defrost Kit for system with two evaporators - Low Amps (2L)	1500-2001M6 (230V) 1500-4001M6 (460V) 1200-3001L6 (230V & 460V)	Includes (1) electric defrost timer, (2) heater & (1) fan contactors, terminal strip	2,822
DFT.012	Electric Defrost Kit for system with two evaporators - High Amps (2H)	1500-2001M6 (230V) 1500-4001M6 (460V) 1200-3001L6 (230V & 460V)	Includes (1) electric defrost timer, (2) heater & (1) fan contactors, terminal strip	2,822
DFT.009	Electric Defrost Kit for system with up to four evaporators - Low Amps (4L)	1500-4001M6 (all voltages) 1500-3001L6 (all voltages)	Includes (1) electric defrost timer, (4) heater & (1) fan contactors, terminal strip	3,680
DFT.010	Electric Defrost Kit for system with up to four evaporators - High Amps (4H)	1500-4001M6 (all voltages) 1500-3001L6 (all voltages)	Includes (1) electric defrost timer, (4) heater & (1) fan contactors, terminal strip	3,680
DEF.017	Fuses for electric defrost kits (1L/1H)	1200-2201L6 (230V) 1500-2001M6 (460V) 1200-3001L6 (460V)	For systems with one evaporator	492

12 - 40 HP Vertical Air Discharge Factory-Installed Electric Defrost Options

Option Code	Description	CDV/CDVS Models Used On	Notes	List Price Adder (\$US)
				Outdoor
DEF.039	Fuses for electric defrost kits (2L/2H)	1500-2001M6 (230V) 1500-4001M6 (460V) 1200-3001L6 (230V & 460V)	For systems with two evaporators	981
DEF.052	Fuses for electric defrost kits (4L/4H)	1500-4001M6 (all voltages) 1500-3001L6 (all voltages)	For systems with up to four evaporators	1,969
EHR.001	Evaporator hold out relays - 2 Evaps & 2 Contactors (2L/2H)	1500-2001M6 (230V) 1500-4001M6 (460V) 1200-3001L6 (230V & 460V)	For use with 2L/2H Electric Defrost Kits with two evaporators	379
EHR.002	Evaporator hold out relays - 2 Evaps & 4 Contactors (4L/4H)	1500-2001M6 (230V) 1500-4001M6 (460V) 1200-3001L6 (230V & 460V)	For use with 4L/4H Electric Defrost Kits with only two evaporators	379
EHR.003	Evaporator hold out relays - 4 Evaps & 4 Contactors (4L/4H)	1500-2001M6 (230V) 1500-4001M6 (460V) 1200-3001L6 (230V & 460V)	For use with 4L/4H Electric Defrost Kits with four evaporators	758
SDK.001	InterLink™ Smart Defrost Kit™	All	Can not be used alone. Must also select a electric defrost timer or electric defrost kit.	930

12 - 40 HP Vertical Air Discharge Shipped-Loose Accessories

A wide range of shipped-loose accessories are available to order. Can't Find Something? Other options and accessories might be available on a custom order basis. Please contact your local Sales Representative or Account Engineer for assistance.

Crankcase Pressure Regulator (CPR) Valves

A selection program must be used to pick the proper valve. The selection program requires the following inputs: system capacity, suction temperature, and maximum holding temperature. Not available for use on IntelliGen (TM) / Beacon II (TM). Should not be used with MOP type expansion valves in unit coolers. Please contact your local Sales Representative or Account Engineer for assistance.

Size	Part Number	List Price (\$US)
7/8"	29346101	450
1 1/8"	29399012	662
1 3/8"	29394306	2,522
1 5/8"	4262Q	2,832
2 1/8"	29399089	3,247

13 - 50 HP Vertical Air Discharge

Overview



Product Description

The 13-50 HP condensing unit product line with Bitzer® compressors is designed to meet the needs of a demanding commercial and industrial refrigeration market. The product is configured to be flexible in its design and construction to allow it to respond to the requirements of refrigeration contractors, consulting engineers and facility owners/operators. The Floating Tube™ coil design incorporated in the product provides protection against tube sheet leaks.

Opting for IntelliGen™ / Beacon II™ Refrigeration System with Smart Defrost, factory mounted Smart Defrost Kit (TM), or Variable Speed EC (VSEC) Motor with Orbus (TM) Controller increase energy efficiency of the refrigeration system.

Certifications



Cabinet & Construction

- All units feature the Floating Tube™ coil which eliminates tube sheet leaks
- Painted steel cabinets for superior strength and corrosion resistance

Serviceability

- Manual pumpdown switch on all units
- Convenient access panels to easily service internal components
- Large electrical panel to facilitate ease of access

Quality

- Sight glass is easily viewable
- Fixed high pressure switch eliminates capillary tubes
- Refrigeration duty, rifled copper tubing
- Piping is pre-bent to eliminate braze joints, where possible, to reduce leak potential
- All joints are sweat type connections, no mechanical joints to leak
- Separate sub-cooling circuit in condenser for added capacity and vapor free liquid
- Pressure relief valve on receiver
- ServiceMate™ diagnostic module standard on all non-IntelliGen (TM) / Beacon II (TM) condensing units

Components

Compressor

- Units feature Bitzer® semi-hermetic compressors.
- Available with compressor unloading
- Receivers are sized for sufficient pumpdown capacity with inlet and outlet service valves

Other

- Sight glass and permanent liquid line filter

Nomenclature

CDV	300B	L	6	C
Model	Equiv. HP	Operating Range	Refrigerant	Voltage
CDV = Vertical Limiter	130B = 13 HP	L = Low	6 = R-404A/R-507A, R-407A/F, R-407C, R-448A/ R-449A	C = 208-230/3/60
CDVS = Vertical IntelliGen™/Beacon II™	150B = 15 HP	M = Medium		D = 460/3/60
	200B = 20 HP			
	220B = 22 HP			
	250B = 25 HP			
	300B = 30 HP			
	330B = 33 HP			
	350B = 35 HP			
	400B = 40 HP			
	500B = 50 HP			

Air-Cooled Condensing Units



13 - 50 HP Vertical Air Discharge

Configurable Models Pricing

Configurable Models

Outdoor

- Prepainted galvanized cabinet with easily removable service panels
- Condenser built with rifled tubing and a separate subcooler coil for extra performance
- Adjustable flooded head pressure valves on all models
- Liquid line with drier, sight glass, and shut-off valve
- Electronic oil safety control
- Spring mounted compressors with suction and discharge vibration eliminators
- Large electrical panel, including compressor contactor and pump-down switch
- Fixed high pressure control and separate adjustable low pressure control with flexible braided hose
- Crankcase heater
- ServiceMate™ Diagnostic Module

intelliGen™ / Beacon II™

- Prepainted galvanized cabinet with easily removable service panels
- Condenser built with rifled tubing and a separate subcooler coil for extra performance
- Adjustable flooded head pressure valves on all models
- Liquid line with drier, sight glass, and shut-off valve
- Electronic oil safety control
- Spring mounted compressors with suction and discharge vibration eliminators
- Large electrical panel, including compressor contactor and pump-down switch
- Fixed high pressure control and separate adjustable low pressure control with flexible braided hose
- Crankcase heater
- Wired for intelliGen™ / Beacon II™ control with fan cycling.

Need to customize? Look at the factory-installed options starting on page 122.

Outdoor		intelliGen™ / Beacon II™		
Climate Control Model	List Price (\$US)	Climate Control Model	List Price (\$US)	Voltage
Medium Temperature R-404A/507, R-407A/R-407F, R-407C, and R-448A/R-449A				
CDV150BM6C	41,017	CDVS150BM6C	43,027	208-230/3/60
CDV150BM6D	41,508	CDVS150BM6D	43,542	460/3/60
CDV200BM6C	47,824	CDVS200BM6C	50,167	208-230/3/60
CDV200BM6D	48,397	CDVS200BM6D	50,770	460/3/60
CDV220BM6C	54,457	CDVS220BM6C	57,124	208-230/3/60
CDV220BM6D	55,112	CDVS220BM6D	57,811	460/3/60
CDV250BM6C	61,163	CDVS250BM6C	64,160	208-230/3/60
CDV250BM6D	61,897	CDVS250BM6D	64,933	460/3/60
CDV300BM6C	64,542	CDVS300BM6C	67,705	208-230/3/60
CDV300BM6D	65,316	CDVS300BM6D	68,518	460/3/60
CDV330BM6C	72,295	CDVS330BM6C	75,838	208-230/3/60
CDV330BM6D	73,162	CDVS330BM6D	76,747	460/3/60
CDV350BM6C	80,850	CDVS350BM6C	84,809	208-230/3/60
CDV350BM6D	81,819	CDVS350BM6D	85,828	460/3/60
CDV400BM6C	88,915	CDVS400BM6C	93,271	208-230/3/60
CDV400BM6D	89,984	CDVS400BM6D	94,392	460/3/60
CDV500BM6C	102,264	CDVS500BM6C	107,277	208-230/3/60
CDV500BM6D	103,492	CDVS500BM6D	108,562	460/3/60
Low Temperature R-404A/507, R-407A/R-407F, R-407C, and R-448A/R-449A				
CDV130BL6C	42,421	CDVS130BL6C	44,669	208-230/3/60
CDV130BL6D	43,014	CDVS130BL6D	45,294	460/3/60
CDV150BL6C	47,169	CDVS150BL6C	49,670	208-230/3/60
CDV150BL6D	47,829	CDVS150BL6D	50,365	460/3/60
CDV200BL6C	54,913	CDVS200BL6C	57,823	208-230/3/60
CDV200BL6D	55,682	CDVS200BL6D	58,634	460/3/60

Outdoor		intelliGen™ / Beacon II™		Voltage
Climate Control Model	List Price (\$US)	Climate Control Model	List Price (\$US)	
CDV220BL6C	59,498	CDVS220BL6C	62,652	208-230/3/60
CDV220BL6D	60,329	CDVS220BL6D	63,529	460/3/60
CDV250BL6C	66,014	CDVS250BL6C	69,513	208-230/3/60
CDV250BL6D	66,939	CDVS250BL6D	70,487	460/3/60
CDV300BL6C	69,681	CDVS300BL6C	73,372	208-230/3/60
CDV300BL6D	70,654	CDVS300BL6D	74,400	460/3/60
CDV400BL6C	80,850	CDVS400BL6C	85,135	208-230/3/60
CDV400BL6D	81,980	CDVS400BL6D	86,324	460/3/60

13 - 50 HP Vertical Air Discharge

Factory-Installed Options

Need Factory-Installed Options?

- Make sure you have selected a configurable model. When ordering, remember to specify the option codes and list price adders for each selected option.
- Can't Find Something? Other options and accessories might be available on a custom order basis. Please contact your local Sales Representative or Account Engineer for assistance.

Option Code	Description	Models Used On	Notes	List Price Adder (\$US)	
				Outdoor	intelliGen™ / Beacon II™
Electrical Options					
DFT.001	Defrost Timer - Air	All M6	Medium temperature applications only.	602	-
FCY.001-1	Fan Cycling - Temperature	130B-250B	Fan closest to the header is not cycled.	1,912	-
FCY.001-2	Fan Cycling - Temperature	300B-350B	Fan closest to the header is not cycled.	2,277	-
FCY.001-3	Fan Cycling - Temperature	400B-500B	Fan closest to the header is not cycled.	2,596	-
FCY.002-1	Fan Cycling - Pressure	130B-250B	Fan closest to the header is not cycled.	1,912	Press. Std.
FCY.002-2	Fan Cycling - Pressure	300B-350B	Fan closest to the header is not cycled.	2,277	Press. Std.
FCY.002-3	Fan Cycling - Pressure	400B-500B	Fan closest to the header is not cycled.	2,596	Press. Std.
FSD.001-1	Fused Disconnect	130B-220B (230V)	-	1,818	1,818
FSD.001-2	Fused Disconnect	130B-250B (460V) 300B only (230V)	-	2,651	2,651
FSD.001-3	Fused Disconnect	300B-400B (460V)	-	3,860	3,860
NFD.008-1	Non-Fused Disconnect	130B-250B (230V)	-	1,707	1,707
NFD.008-2	Non-Fused Disconnect	130B-250B (460V) 300B only (230V)	-	2,457	2,457
NFD.008-3	Non-Fused Disconnect	300B-400B (460V)	-	3,595	3,595
CBK.002-2	Compressor Circuit Breaker	230V	-	2,822	2,822
CBK.002-1	Compressor Circuit Breaker	460V	-	1,311	1,311
PLM.00X	Phase Loss Monitor	All	-	1,235	1,235
TDR.002	Anti-short Cycling Timer	All	-	713	713
HPS.001	Manual Reset High Pressure Switch	All	-	341	341
MS.0012D	Variable Speed EC Motor with proportional pressure controller	150BM6 (230V & 460V) 130B-200BL6 (230V & 460V)	-	16,816	16,816
MS.0012L	Variable Speed EC Motor with proportional pressure controller	200B-250BM6 (230V & 460V) 220B-300BL6 (230V & 460V)	-	20,468	20,468
MS.0013L	Variable Speed EC Motor with proportional pressure controller	300B-350BM6 (230V & 460V) 400BL6 (230V & 460V)	-	29,536	29,536
MS.0014L	Variable Speed EC Motor with proportional pressure controller	400B-500BM6 (230V & 460V)	-	38,604	38,604
Mechanical Options					
LIQ.003-1	Replaceable core liquid-line filter drier & sight glass	130B-220B	-	509	509
LIQ.003-2	Replaceable core liquid-line filter drier & sight glass	250B-400B	-	748	748

Regulation Requires Variable Speed Fan Motors!

California Energy Commission Title 24, Section 126

Effective 01/01/2010, refrigerated warehouses with a total cold storage and frozen storage area exceeding 3,000 square feet require:

1. All condenser fans for air-cooled condensers/condensing units shall be continuously variable speed and the condensing temperature or pressure control system shall control the speed of all condenser fans serving a common condenser loop in unison. The minimum condensing temperature set point shall be less than or equal to 70 degrees Fahrenheit or reset in response to ambient dry bulb temperature or refrigeration system load.
2. All single phase condenser/condensing unit fan motors less than 1 horsepower and less than 460 volts shall be either permanent split capacitor or electronically commutated.

Air-Cooled Condensing Units

13 - 50 HP Vertical Air Discharge

Factory-Installed Options

Need Factory-Installed Options?

- Make sure you have selected a configurable model. When ordering, remember to specify the option codes and list price adders for each selected option.
- Can't Find Something? Other options and accessories might be available on a custom order basis. Please contact your local Sales Representative or Account Engineer for assistance.

Option Code	Description	Models Used On	Notes	List Price Adder (\$US)	
				Outdoor	intelliGen™ / Beacon II™
LIQ.003-3	Replaceable core liquid-line filter drier & sight glass	500B	-	895	895
LIQ.002-1	Liquid-line solenoid valve	130B-220B	Not recommended on applications with line runs more than 25 feet.	1,025	-
LIQ.002-2	Liquid-line solenoid valve	250B-400B	Not recommended on applications with line runs more than 25 feet.	1,099	-
LIQ.002-3	Liquid-line solenoid valve	500B	Not recommended on applications with line runs more than 25 feet.	1,320	-
SUC.003-1	Suction-line filter	130B-220B	-	1,382	1,382
SUC.003-2	Suction-line filter	250B-400B	-	1,770	1,770
SUC.003-3	Suction-line filter	500B	-	2,213	2,213
SUC.005-1	Replaceable core suction-line filter	130B-220B	-	1,807	1,807
SUC.005-2	Replaceable core suction-line filter	250B-400B	-	1,888	1,888
SUC.005-3	Replaceable core suction-line filter	500B	-	2,361	2,361
SUC.007-1	Suction accumulator	130B-220B	-	2,951	2,951
SUC.007-2	Suction accumulator	250B-400B	-	3,387	3,387
SUC.007-3	Suction accumulator	500B	-	4,401	4,401
DIS.001-1	Oil separator with discharge line check valve	130B-330B	-	1,771	1,771
DIS.001-2	Oil separator with discharge line check valve	350B-400B	-	2,991	2,991
DIS.001-3	Oil separator with discharge line check valve	500B	-	3,590	3,590
MUF.001	Discharge muffler	All	-	501	501
DIS.002-1	Three way heat reclaim valve with check valve installed	130B-200B	-	1,828	1,828
DIS.002-2	Three way heat reclaim valve with check valve installed	220B-400B	-	2,677	2,677
DIS.002-3	Three way heat reclaim valve with check valve installed	500B	-	3,213	3,213
UNL.001	Compressor Unloading - with pressure control for (1) cyl. Bank	All	-	1,815	-
REC.001-1	Low Ambient kit with heated and insulated receiver and time delay relay	130B-330B	-	2,795	2,795
REC.001-2	Low Ambient kit with heated and insulated receiver and time delay relay	350B-500B	-	3,672	3,672
Coil Options					
CS.PRO-1	Polyester coated condenser fin protection	130B-330B	-	2,150	2,150
CS.PRO-2	Polyester coated condenser fin protection	350B-500B	-	2,753	2,753
CS.ELEC-1	ElectroFin coil coating	130B-330B	-	Call Factory	Call Factory
CS.ELEC-2	ElectroFin coil coating	350B-500B	-	Call Factory	Call Factory
CS.CPR-1	Copper condenser fins	130B-330B	-	Call Factory	Call Factory
CS.CPR-2	Copper condenser fins	350B-500B	-	Call Factory	Call Factory
CS.BRZ-1	Bronz-Glow coil coating	130B-300B	-	Call Factory	Call Factory
CS.BRZ-2	Bronz-Glow coil coating	330B-500B	-	Call Factory	Call Factory

13 - 50 HP Vertical Air Discharge Factory-Installed Electric Defrost Options

Need an electric defrost kit?

- Make sure you have selected a configurable model. When ordering, remember to specify the option codes and list price adders for each selected option.
- Electric defrost kits and components are available to be factory mounted in the electrical box of indoor or outdoor condensing units used in medium/low temp applications with electric defrost evaporators.

Selecting the proper kit is as easy as ...

- 1** Add up the total fan motor amps and electric heater amps for all evaporators in the refrigeration system.
- 2** For the selected condensing unit, contact your local Sales Representative or Account Engineer to find out the rated defrost power amps for both the fan motor amps and electric heater amps. The condensing unit data plate ratings are based on the actual system match.
- 3** Your local Sales Representative or Account Engineer will help you select the proper electric defrost kit and components.

Definitions

- Electric Defrost Timer**
Initiates and terminates defrost cycles based on a predetermined time schedule.
- Lockout Relay**
Prevents the electric defrost heaters from energizing when the compressor is in operation.
- Evaporator Hold Out Relay**
Allows each evaporator to individually terminate defrost on temperature when multiple evaporators are used in a single system.
- Fan Contactor**
Carries amperage load for evaporator fan motors.
- Heater Contactor**
Carries amperage load for evaporator electric defrost heaters.
- InterLink™ Smart Defrost Kit™ (SDK)**
The InterLink™ SDK is a revolutionary product that is designed to be used on any electric defrost walk-in freezer system with an electro-mechanical defrost timer set for three or more scheduled defrosts per day. The InterLink™ SDK accurately estimates frost accumulation on the evaporator coil and decides if it can skip the preprogrammed defrost period that is set on the defrost timer. This helps eliminate unneeded defrost cycles, saving energy and increasing product integrity

Option Code	Description	Models Used On	Notes	List Price Adder (\$US)
				Outdoor
DFT.00X1	Electric Defrost Kit for system with one evaporator	All Models 230 and 460V	Includes (1) electric defrost timer, (1) heater & (1) fan contactors, terminal strip, and fusing. 48 amp maximum heater load per heater contactor.	2,453
DFT.00X2	Electric Defrost Kit for system with two evaporators	All Models 230 and 460V	Includes (1) electric defrost timer, (2) heater & (1) fan contactors, terminal strip, and fusing. 48 amp maximum heater load per heater contactor.	4,182
DFT.00X4	Electric Defrost Kit for system with four evaporators	All Models 230 and 460V	Includes (1) electric defrost timer, (4) heater & (1) fan contactors, terminal strip, and fusing. 48 amp maximum heater load per heater contactor.	6,406
SDK.001	InterLink™ Smart Defrost Kit™	All	Can not be used alone. Must also select a electric defrost timer or electric defrost kit.	930

13 - 50 HP Vertical Air Discharge

Shipped-Loose Accessories

A wide range of shipped-loose accessories are available to order. Can't Find Something? Other options and accessories might be available on a custom order basis. Please contact your local Sales Representative or Account Engineer for assistance.

Crankcase Pressure Regulator (CPR) Valves

A selection program must be used to pick the proper valve. The selection program requires the following inputs: system capacity, suction temperature, and maximum holding temperature. Not available for use on intelliGen (TM) / Beacon II (TM). Should not be used with MOP type expansion valves in unit coolers. Please contact your local Sales Representative or Account Engineer for assistance.

Size	Part Number	List Price (\$US)
7/8"	29346101	450
1 1/8"	29399012	662
1 3/8"	29394306	2,522
1 5/8"	4262Q	2,832
2 1/8"	29399089	3,247

24 - 80 HP Dual Compressor

Overview



Product Description:

The 24-80 HP Dual Vertical condensing unit is designed to meet the needs of a demanding commercial and industrial refrigeration market. The product is configured to be flexible in its design and construction to allow it to respond to the requirements of refrigeration contractors, consulting engineers and facility owners/operators. The Floating Tube™ coil design incorporated in the product provides protection against tube sheet leaks.

Opting for IntelliGen™ / Beacon II™ Refrigeration System with Smart Defrost, factory mounted Smart Defrost Kit (TM), or Variable Speed EC (VSEC) Motor with Orbus (TM) Controller increase energy efficiency of the refrigeration system.

Certifications



Cabinet & Construction

- All units feature the Floating Tube™ coil which eliminates tube sheet leaks
- Painted steel cabinets for superior strength and corrosion resistance
- Available in standard or parallel piped configurations

Serviceability

- Manual pumpdown switch on all units
- Convenient access panels to easily service internal components
- Large electrical panel to facilitate ease of access

Quality

- Sight glass is easily viewable
- Fixed high pressure switch eliminates capillary tubes
- Refrigeration duty, rifled copper tubing
- Piping is pre-bent to eliminate braze joints, where possible, to reduce leak potential
- All joints are sweat type connections, no mechanical joints to leak
- Separate sub-cooling circuit in condenser for added capacity and vapor free liquid
- Pressure relief valve on receiver
- ServiceMate™ diagnostic module standard on all non-intelliGen (TM) / Beacon II (TM) condensing unit

Components

Compressor

- Spring-mounted compressors with suction and discharge eliminators
- Receivers are sized for sufficient pumpdown capacity with inlet and outlet service valves

Other

- Sight glass and permanent liquid line filter

Nomenclature

CDD	2400	L	6	C	PP
Model	Equiv. HP	Operating Range	Refrigerant	Voltage	Circuiting
CDD = Limiter® vertical discharge	2400 = 24 HP 3000 = 30 HP 4000 = 40 HP	L = Low M = Medium	6 = R-404A/R-507A, R-407A/F, R-407C, R-448A/R-449A	C = 208-230/3/60 D = 460/3/60 K = 230/3/60 E = 575/3/60	PP = Parallel Piped* No "PP" = Individual Circuits
CDDS = IntelliGen™/Beacon II™ vertical discharge	4400 = 44 HP 5000 = 50 HP 5400 = 54 HP 6000 = 60 HP 7000 = 70 HP 8000 = 80 HP				

*Not available with IntelliGen™/Beacon II™ system

Air-Cooled Condensing Units

24 - 80 HP Dual Compressor

Configurable Models Pricing

Configurable Models

Outdoor

- Prepainted galvanized cabinet with easily removable service panels
- Condenser built with rifled tubing and a separate subcooler coil for extra performance
- Flooded head pressure valves on all models
- Liquid line with drier, sight glass, and shut-off valve
- Parallel-piped units include replaceable core suction filter, replaceable liquid-line filter, suction accumulator, and oil management system.
- Electronic oil safety control
- Spring mounted compressors with suction and discharge vibration eliminators
- Large electrical panel, including compressor contactor and pump-down switch
- Fixed high pressure control and separate adjustable low pressure control with flexible braided hose
- ServiceMate™ Diagnostic Module

intelliGen™ / Beacon II™

- Prepainted galvanized cabinet with easily removable service panels
- Condenser built with rifled tubing and a separate subcooler coil for extra performance
- Flooded head pressure valves on all models
- Liquid line with drier, sight glass, and shut-off valve
- Electronic oil safety control
- Spring mounted compressors with suction and discharge vibration eliminators
- Large electrical panel, including compressor contactor and pump-down switch
- Fixed high pressure control and separate adjustable low pressure control with flexible braided hose
- Wired for intelliGen™ / Beacon II™ control with fan cycling.

Need to customize? Look at the factory-installed options starting on page 129.

Outdoor		intelliGen™ / Beacon II™		Voltage	Model Type	Notes
Climate Control Model	List Price (\$US)	Climate Control Model	List Price (\$US)			
Individually Piped Models: Medium Temperature (R-404A/507, R-407A/R-407F, R-407C, and R-448A/R-449A)						
CDD3000M6C	82,035	CDDS3000M6C	85,732	208-230/3/60	Individually Piped	-
CDD3000M6D	83,658	CDDS3000M6D	87,353	460/3/60	Individually Piped	-
CDD4000M6C	91,287	CDDS4000M6C	94,983	208-230/3/60	Individually Piped	-
CDD4000M6D	92,902	CDDS4000M6D	96,599	460/3/60	Individually Piped	-
CDD5000M6C	108,910	CDDS5000M6C	112,609	208-230/3/60	Individually Piped	-
CDD5000M6D	110,537	CDDS5000M6D	114,235	460/3/60	Individually Piped	-
CDD5200M6C	122,327	CDDS5200M6C	126,024	208-230/3/60	Individually Piped	-
CDD5200M6D	123,946	CDDS5200M6D	127,649	460/3/60	Individually Piped	-
CDD6000M6C	127,737	CDDS6000M6C	131,436	208-230/3/60	Individually Piped	-
CDD6000M6D	129,361	CDDS6000M6D	133,060	460/3/60	Individually Piped	-
CDD7000M6C	144,592	CDDS7000M6C	148,600	208-230/3/60	Individually Piped	-
CDD7000M6D	145,922	CDDS7000M6D	149,931	460/3/60	Individually Piped	-
CDD8000M6D	161,693	CDDS8000M6D	165,700	460/3/60	Individually Piped	-
CDD8000M6K	159,530	CDDS8000M6K	163,536	230/3/60	Individually Piped	-
Individually Piped Models: Low Temperature (R-404A/507, R-407A/R-407F, R-407C, and R-448A/R-449A)						
CDD2400L6C	84,112	CDDS2400L6C	87,814	208-230/3/60	Individually Piped	See Note 1, 2
CDD2400L6D	85,748	CDDS2400L6D	89,443	460/3/60	Individually Piped	See Note 1, 2
CDD3000L6C	88,052	CDDS3000L6C	91,752	208-230/3/60	Individually Piped	See Note 1, 2
CDD3000L6D	89,671	CDDS3000L6D	93,369	460/3/60	Individually Piped	See Note 1, 2
CDD4400L6C	103,342	CDDS4400L6C	107,038	208-230/3/60	Individually Piped	See Note 1, 2
CDD4400L6D	104,966	CDDS4400L6D	108,663	460/3/60	Individually Piped	See Note 1, 2
CDD5400L6C	118,777	CDDS5400L6C	122,476	208-230/3/60	Individually Piped	See Note 1, 2
CDD5400L6D	120,401	CDDS5400L6D	124,101	460/3/60	Individually Piped	See Note 1, 2

Notes:

1. L6 models include head cooling fan.
2. For R-407A/R-407F, R-407C, and R-448A/R-449A low temperature operation, add Demand Cooling Kit.

24 - 80 HP Dual Compressor

Configurable Models Pricing

Outdoor		intelliGen™ / Beacon II™		Voltage	Model Type	Notes
Climate Control Model	List Price (\$US)	Climate Control Model	List Price (\$US)			
CDD6000L6C	131,787	CDD56000L6C	135,487	208-230/3/60	Individually Piped	See Note 1, 2
CDD6000L6D	133,410	CDD56000L6D	137,113	460/3/60	Individually Piped	See Note 1, 2
Parallel-Piped Models: Medium Temperature (R-404A/507, R-407A/R-407F, R-407C, and R-448A/R-449A)						
CDD3000M6CPP	103,017	-	-	208-230/3/60	Parallel Piped	-
CDD3000M6DPP	104,535	-	-	460/3/60	Parallel Piped	-
CDD4000M6CPP	111,678	-	-	208-230/3/60	Parallel Piped	-
CDD4000M6DPP	113,189	-	-	460/3/60	Parallel Piped	-
CDD5000M6CPP	129,575	-	-	208-230/3/60	Parallel Piped	-
CDD5000M6DPP	131,094	-	-	460/3/60	Parallel Piped	-
CDD5200M6CPP	142,129	-	-	208-230/3/60	Parallel Piped	-
CDD5200M6DPP	143,652	-	-	460/3/60	Parallel Piped	-
CDD6000M6CPP	147,197	-	-	208-230/3/60	Parallel Piped	-
CDD6000M6DPP	148,717	-	-	460/3/60	Parallel Piped	-
CDD7000M6CPP	164,614	-	-	208-230/3/60	Parallel Piped	-
CDD7000M6DPP	165,860	-	-	460/3/60	Parallel Piped	-
CDD8000M6DPP	180,620	-	-	460/3/60	Parallel Piped	-
CDD8000M6KPP	178,594	-	-	230/3/60	Parallel Piped	-
Parallel-Piped Models: Low Temperature (R-404A/507, R-407A/R-407F, R-407C, and R-448A/R-449A)						
CDD2400L6CPP	104,961	-	-	208-230/3/60	Parallel Piped	See Note 1, 2
CDD2400L6DPP	106,490	-	-	460/3/60	Parallel Piped	See Note 1, 2
CDD3000L6CPP	108,650	-	-	208-230/3/60	Parallel Piped	See Note 1, 2
CDD3000L6DPP	110,163	-	-	460/3/60	Parallel Piped	See Note 1, 2
CDD4400L6CPP	123,923	-	-	208-230/3/60	Parallel Piped	See Note 1, 2
CDD4400L6DPP	125,442	-	-	460/3/60	Parallel Piped	See Note 1, 2
CDD5400L6CPP	138,809	-	-	208-230/3/60	Parallel Piped	See Note 1, 2
CDD5400L6DPP	140,330	-	-	460/3/60	Parallel Piped	See Note 1, 2
CDD6000L6CPP	150,987	-	-	208-230/3/60	Parallel Piped	See Note 1, 2
CDD6000L6DPP	152,505	-	-	460/3/60	Parallel Piped	See Note 1, 2

Notes:

1. L6 models include head cooling fan.
2. For R-407A/R-407F, R-407C, and R-448A/R-449A low temperature operation, add Demand Cooling Kit.

Air-Cooled Condensing Units

24 - 80 HP Dual Compressor

Factory-Installed Options

Need Factory-Installed Options?

- Make sure you have selected a configurable model. When ordering, remember to specify the option codes and list price adders for each selected option.
- Can't Find Something? Other options and accessories might be available on a custom order basis. Please contact your local Sales Representative or Account Engineer for assistance.

Option Code	Description	Models Used On	Notes	List Price Adder (\$US)	
				Outdoor	intelliGen™ / Beacon II™
Electrical Options					
DFT.001	Defrost Timers - Air	All - Individually Piped	Medium temperature applications only.	1,203	-
DFT.001P	Defrost Timers - Air	All - Parallel Piped	Medium temperature applications only.	602	-
FCY.001-1	Fan Cycling - Temperature	2400-6000 Individually Piped	Fan closest to the header is not cycled.	3,823	-
FCY.001-1P	Fan Cycling - Temperature	2400-6000 Parallel Piped	Fan closest to the header is not cycled.	3,094	-
FCY.001-2	Fan Cycling - Temperature	7000-8000 Individually Piped	Fan closest to the header is not cycled.	4,553	-
FCY.001-2P	Fan Cycling - Temperature	7000-8000 Parallel Piped	Fan closest to the header is not cycled.	3,823	-
FCY.002-1	Fan Cycling - Pressure	2400-6000 Individually Piped	Fan closest to the header is not cycled.	3,823	Standard
FCY.002-1P	Fan Cycling - Pressure	2400-6000 Parallel Piped	Fan closest to the header is not cycled.	3,094	-
FCY.002-2	Fan Cycling - Pressure	7000-8000 Individually Piped	Fan closest to the header is not cycled.	4,553	Standard
FCY.002-2P	Fan Cycling - Pressure	7000-8000 Parallel Piped	Fan closest to the header is not cycled.	3,823	-
CBK.002-2	Compressor Circuit Breakers	230V - Individually Piped	No CBK options are available for the 8000 units.	5,649	5,649
CBK.002-2P	Compressor Circuit Breakers	230V - Parallel Piped	No CBK options are available for the 8000 units.	5,649	-
CBK.002-1	Compressor Circuit Breakers	460V - Individually Piped	No CBK options are available for the 8000 units.	2,626	2,626
CBK.002-1P	Compressor Circuit Breakers	460V - Parallel Piped	No CBK options are available for the 8000 units.	2,626	-
PLM.00X	Phase Loss Monitors	230V & 460V - Individually Piped	-	1,235	2,473
PLM.00XP	Phase Loss Monitors	230V & 460V - Parallel Piped	-	1,235	-
TDR.002	Anti-short Cycling Timers	All - Individually Piped	-	1,424	1,424
TDR.002P	Anti-short Cycling Timers	All - Parallel Piped	-	713	-
HPS.001	Manual Reset High Pressure Switches	All - Individually Piped	-	679	679
HPS.001P	Manual Reset High Pressure Switches	All - Parallel Piped	-	679	-
MS.0014S-1	Variable Speed EC Motor with proportional pressure controller	3000-5000M6 Parallel Piped (230V & 460V) 2400-5400L6 Parallel Piped (230V & 460V)	-	26,433	-
MS.0014S-2	Variable Speed EC Motor with proportional pressure controller	3000-5000M6 Individually Piped (230V & 460V) 2400-5400L6 Individually Piped (230V & 460V)	-	28,762	28,762
MS.0014L-1	Variable Speed EC Motor with proportional pressure controller	5200-6000M6 Parallel Piped (230V & 460V) 6000L6 Parallel Piped (230V & 460V)	-	38,604	-
MS.0014L-2	Variable Speed EC Motor with proportional pressure controller	5200-6000M6 Individually Piped (230V & 460V) 6000L6 Individually Piped (230V & 460V)	-	40,932	40,932

Regulation Requires Variable Speed Fan Motors!

California Energy Commission Title 24, Section 126

Effective 01/01/2010, refrigerated warehouses with a total cold storage and frozen storage area exceeding 3,000 square feet require:

1. All condenser fans for air-cooled condensers/condensing units shall be continuously variable speed and the condensing temperature or pressure control system shall control the speed of all condenser fans serving a common condenser loop in unison. The minimum condensing temperature set point shall be less than or equal to 70 degrees Fahrenheit or reset in response to ambient dry bulb temperature or refrigeration system load.
2. All single phase condenser/condensing unit fan motors less than 1 horsepower and less than 460 volts shall be either permanent split capacitor or electronically commutated.

24 - 80 HP Dual Compressor

Factory-Installed Options

Need Factory-Installed Options?

- Make sure you have selected a configurable model. When ordering, remember to specify the option codes and list price adders for each selected option.
- Can't Find Something? Other options and accessories might be available on a custom order basis. Please contact your local Sales Representative or Account Engineer for assistance.

Option Code	Description	Models Used On	Notes	List Price Adder (\$US)	
				Outdoor	intelliGen™ / Beacon II™
MS.0016L-1	Variable Speed EC Motor with proportional pressure controller	7000-8000M6 Parallel Piped (230V & 460V)	-	56,742	-
MS.0016L-2	Variable Speed EC Motor with proportional pressure controller	7000-8000M6 Individually Piped (230V & 460V)	-	59,070	59,070
Mechanical Options					
LIQ.003-1	Replaceable core liquid-line filter driers & sight glasses	2400-4400 Individually Piped	-	1,018	1,018
LIQ.003-1P	Replaceable core liquid-line filter driers & sight glasses	2400-4400 Parallel Piped	-	Standard	-
LIQ.003-2	Replaceable core liquid-line filter driers & sight glasses	5000-8000 Individually Piped	-	1,494	1,494
LIQ.003-2P	Replaceable core liquid-line filter driers & sight glasses	5000-8000 Parallel Piped	-	Standard	-
LIQ.002-1	Liquid-line solenoid valves	2400-4400 Individually Piped	Not recommended on applications with line runs more than 25 feet.	2,049	-
LIQ.002-1P	Liquid-line solenoid valves	2400-4400 Parallel Piped	Not recommended on applications with line runs more than 25 feet.	1,099	-
LIQ.002-2	Liquid-line solenoid valves	5000-8000 Individually Piped	Not recommended on applications with line runs more than 25 feet.	2,198	-
LIQ.002-2P	Liquid-line solenoid valves	5000-8000 Parallel Piped	Not recommended on applications with line runs more than 25 feet.	1,481	-
SUC.003-1	Suction-line filters	2400-4000 Individually Piped	-	2,761	2,761
SUC.003-1P	Suction-line filters	2400-4000 Parallel Piped	-	N/A	-
SUC.003-2	Suction-line filters	4400-8000 Individually Piped	-	3,538	3,538
SUC.003-2P	Suction-line filters	4400-8000 Parallel Piped	-	N/A	-
SUC.005-1	Replaceable core suction-line filters	2400-4000 Individually Piped	-	3,616	3,616
SUC.005-1P	Replaceable core suction-line filters	2400-4000 Parallel Piped	-	Standard	-
SUC.005-2	Replaceable core suction-line filters	4400-8000 Individually Piped	-	3,664	3,664
SUC.005-2P	Replaceable core suction-line filters	4400-8000 Parallel Piped	-	Standard	-
SUC.007-1	Suction accumulators	2400-4000 Individually Piped	-	5,904	5,904
SUC.007-1P	Suction accumulators	2400-4000 Parallel Piped	-	Standard	-
SUC.007-2	Suction accumulators	4400-8000 Individually Piped	-	6,770	6,770
SUC.007-2P	Suction accumulators	4400-8000 Parallel Piped	-	Standard	-
DIS.001-1	Oil separators with discharge line check valves	2400-6000 Individually Piped	-	3,538	3,538
DIS.001-1P	Oil separators with discharge line check valves	2400-6000 Parallel Piped	-	Standard	-
DIS.001-2	Oil separators with discharge line check valves	7000-8000 Individually Piped	-	5,982	5,982
DIS.001-2P	Oil separators with discharge line check valves	7000-8000 Parallel Piped	-	Standard	-
MUF.001	Discharge mufflers	All - Individually Piped	-	1,004	1,004
MUF.001P	Discharge mufflers	All - Parallel Piped	-	N/A	-

Air-Cooled Condensing Units

24 - 80 HP Dual Compressor

Factory-Installed Options

Need Factory-Installed Options?

- Make sure you have selected a configurable model. When ordering, remember to specify the option codes and list price adders for each selected option.
- Can't Find Something? Other options and accessories might be available on a custom order basis. Please contact your local Sales Representative or Account Engineer for assistance.

Option Code	Description	Models Used On	Notes	List Price Adder (\$US)	
				Outdoor	intelliGen™ / Beacon II™
DIS.002-1	Three way heat reclaim valves with check valves installed	2400-4400 Individually Piped	-	5,353	5,352
DIS.002-1P	Three way heat reclaim valves with check valves installed	2400-4400 Parallel Piped	-	Call Factory	-
DIS.002-2	Three way heat reclaim valves with check valves installed	5000-6000 Individually Piped	-	6,974	6,974
DIS.002-2P	Three way heat reclaim valves with check valves installed	5000-6000 Parallel Piped	-	Call Factory	-
DIS.002-3	Three way heat reclaim valves with check valves installed	7000-8000 Individually Piped	-	10,101	10,101
DIS.002-3P	Three way heat reclaim valves with check valves installed	7000-8000 Parallel Piped	-	Call Factory	-
UNL.001	Compressor Unloading - with pressure control for (1) cyl. Bank	All - Individually Piped	-	3,634	-
UNL.001P	Compressor Unloading - with pressure control for (1) cyl. Bank	All - Parallel Piped	-	3,634	-
DMD.001	Demand Cooling for low temperature R-407A/R-407F, R-407C, and R-448A/R-449A	2400-6000L6 Individually Piped	-	5,119	5,119
DMD.001P	Demand Cooling for low temperature R-407A/R-407F, R-407C, and R-448A/R-449A	2400-6000L6 Parallel Piped	-	5,119	-
REC.001-1	Low Ambient kits with heated and insulated receivers and time delay relays	2400-6000 Individually Piped	-	5,590	5,590
REC.001-1P	Low Ambient kits with heated and insulated receivers and time delay relays	2400-6000 Parallel Piped	-	5,590	-
REC.001-2	Low Ambient kits with heated and insulated receivers and time delay relays	7000-8000 Individually Piped	-	7,343	7,343
REC.001-2P	Low Ambient kits with heated and insulated receivers and time delay relays	7000-8000 Parallel Piped	-	7,343	-
Coil Options					
CSG.PRO-1	Polyester coated condenser fin protection	2400-5000	-	3,592	3,592
CSG.PRO-2	Polyester coated condenser fin protection	5200-6000	-	5,982	5,982
CSG.PRO-3	Polyester coated condenser fin protection	7000-8000	-	6,705	6,705
CS.ELEC-1	ElectroFin coil coating	2400-5000	-	Call Factory	Call Factory
CS.ELEC-2	ElectroFin coil coating	5200-6000	-	Call Factory	Call Factory
CS.ELEC-3	ElectroFin coil coating	7000-8000	-	Call Factory	Call Factory
CSB.CPR-1	Copper condenser fins	2400-5000	-	Call Factory	Call Factory
CSB.CPR-2	Copper condenser fins	5200-6000	-	Call Factory	Call Factory
CSB.CPR-3	Copper condenser fins	7000-8000	-	Call Factory	Call Factory
CS.BRZ-1	Bronz-Glow coil coating	2400-5000	-	Call Factory	Call Factory
CS.BRZ-2	Bronz-Glow coil coating	5200-6000	-	Call Factory	Call Factory
CS.BRZ-3	Bronz-Glow coil coating	7000-8000	-	Call Factory	Call Factory

24 - 80 HP Dual Compressor

Factory-Installed Electric Defrost Options

Need an electric defrost kit?

- Make sure you have selected a configurable model. When ordering, remember to specify the option codes and list price adders for each selected option.
- Electric defrost kits and components are available to be factory mounted in the electrical box of indoor or outdoor condensing units used in medium/low temp applications with electric defrost evaporators.

Selecting the proper kit is as easy as ...

1

Add up the total fan motor amps and electric heater amps for all evaporators in the refrigeration system.

2

For the selected condensing unit, contact your local Sales Representative or Account Engineer to find out the rated defrost power amps for both the fan motor amps and electric heater amps. The condensing unit data plate ratings are based on the actual system match.

3

Your local Sales Representative or Account Engineer will help you select the proper electric defrost kit and components.

Definitions

Electric Defrost Timer

Initiates and terminates defrost cycles based on a predetermined time schedule.

Lockout Relay

Prevents the electric defrost heaters from energizing when the compressor is in operation.

Evaporator Hold Out Relay

Allows each evaporator to individually terminate defrost on temperature when multiple evaporators are used in a single system.

Fan Contactor

Carries amperage load for evaporator fan motors.

Heater Contactor

Carries amperage load for evaporator electric defrost heaters.

InterLink™ Smart Defrost Kit™ (SDK)

The InterLink™ SDK is a revolutionary product that is designed to be used on any electric defrost walk-in freezer system with an electro-mechanical defrost timer set for three or more scheduled defrosts per day. The InterLink™ SDK accurately estimates frost accumulation on the evaporator coil and decides if it can skip the preprogrammed defrost period that is set on the defrost timer. This helps eliminate unneeded defrost cycles, saving energy and increasing product integrity

Option Code	Description	Models Used On	Notes	List Price Adder (\$US)
				Outdoor
DFT.016	Electric Defrost Kit for system with one evaporator per compressor circuit	3000-4000M6 (230V) Individually Piped 2400-6000L6 (230V) Individually Piped 2400-8000 (460V) Individually Piped	Includes (1) electric defrost timer, (1) heater & (1) fan contactors, terminal strip	3,922
DFT.016P	Electric Defrost Kit for system with one evaporator per compressor circuit	3000-4000M6 (230V) Parallel Piped 2400-6000L6 (230V) Parallel Piped 2400-8000 (460V) Parallel Piped	Includes (1) electric defrost timer, (1) heater & (1) fan contactors, terminal strip	3,319
DFT.013	Electric Defrost Kit for system with two evaporators per compressor circuit	3000-5200M6 (230V) Individually Piped 2400-6000L6 (230V) Individually Piped 2400-8000 (460V) Individually Piped	Includes (1) electric defrost timer, (2) heater & (1) fan contactors, terminal strip	5,649
DFT.013P	Electric Defrost Kit for system with two evaporators per compressor circuit	3000-5200M6 (230V) Parallel Piped 2400-6000L6 (230V) Parallel Piped 2400-8000 (460V) Parallel Piped	Includes (1) electric defrost timer, (2) heater & (1) fan contactors, terminal strip	5,047
DEF.XXX1	Fuses for electric defrost kit for system with one evaporator per compressor circuit	3000-4000M6 (230V) Individually Piped 2400-6000L6 (230V) Individually Piped 2400-8000 (460V) Individually Piped	-	981
DEF.XXX1P	Fuses for electric defrost kit for system with one evaporator per compressor circuit	3000-4000M6 (230V) Parallel Piped 2400-6000L6 (230V) Parallel Piped 2400-8000 (460V) Parallel Piped	-	981
DEF.XXX2	Fuses for electric defrost kit for system with two evaporators per compressor circuit	3000-5200M6 (230V) Individually Piped 2400-6000L6 (230V) Individually Piped 2400-8000 (460V) Individually Piped	-	1,961
DEF.XXX2P	Fuses for electric defrost kit for system with two evaporators per compressor circuit	3000-5200M6 (230V) Parallel Piped 2400-6000L6 (230V) Parallel Piped 2400-8000 (460V) Parallel Piped	-	1,961
SDK.001	InterLink™ Smart Defrost Kit™	All - Individually Piped	Can not be used alone. Must also select a electric defrost timer or electric defrost kit.	1,863
SDK.001P	InterLink™ Smart Defrost Kit™	All - Parallel Piped	Can not be used alone. Must also select a electric defrost timer or electric defrost kit.	N/A

Air-Cooled Condensing Units



24 - 80 HP Dual Compressor

Shipped-Loose Accessories

A wide range of shipped-loose accessories are available to order. Can't Find Something? Other options and accessories might be available on a custom order basis. Please contact your local Sales Representative or Account Engineer for assistance.

A selection program must be used to pick the proper valve. The selection program requires the following inputs: system capacity, suction temperature, and maximum holding temperature. Must have one valve per compressor. Not available for use on IntelliGen (TM) / Beacon II (TM). Should not be used with MOP type expansion valves in unit coolers. Please contact your local Sales Representative or Account Engineer for assistance.

Size	Part Number	List Price (\$US)
7/8"	29346101	450
1 1/8"	29399012	662
1 3/8"	29394306	2,522
1 5/8"	4262Q	2,832
2 1/8"	29399089	3,247
2 5/8"	29314001	7,347

26 - 100 HP Dual Compressor

Overview



Product Description:

The 26-100 HP Dual Vertical condensing unit product line with Bitzer® compressors is designed to meet the needs of a demanding commercial and industrial refrigeration market. The product is configured to be flexible in its design and construction to allow it to respond to the requirements of refrigeration contractors, consulting engineers and facility owners/operators. The Floating Tube™ coil design incorporated in the product provides protection against tube sheet leaks.

Opting for IntelliGen™ / Beacon II™ Refrigeration System with Smart Defrost, factory mounted Smart Defrost Kit (TM), or Variable Speed EC (VSEC) Motor with Orbus (TM) Controller increase energy efficiency of the refrigeration system.

Certifications



Cabinet & Construction

- All units feature the Floating Tube™ coil which eliminates tube sheet leaks
- Painted steel cabinets for superior strength and corrosion resistance

Serviceability

- Manual pumpdown switch on all units
- Convenient access panels to easily service internal components
- Large electrical panel to facilitate ease of access

Quality

- Sight glass is easily viewable
- Fixed high pressure switch eliminates capillary tubes
- Refrigeration duty, rifled copper condenser tubing
- Piping is pre-bent to eliminate braze joints, where possible, to reduce leak potential
- All joints are sweat type connections, no mechanical joints to leak
- Separate sub-cooling circuit in condenser for added capacity and vapor free liquid
- Pressure relief valve on receiver
- ServiceMate™ diagnostic module standard on all non-IntelliGen (TM) / Beacon II (TM) condensing unit

Components

Compressor

- Units feature Bitzer® semi-hermetic compressors.
- Spring-mounted compressors with suction and discharge eliminators
- Receivers are sized for sufficient pumpdown capacity with inlet and outlet service valves

Other

- Sealed sight glass and liquid line filter

Nomenclature

CDD	260B	L	6	C	PP
Model	Equiv. HP	Operating Range	Refrigerant	Voltage	Circuiting
CDD = Limitzer® vertical discharge	260B = 26 HP 300B = 30 HP 400B = 40 HP	L = Low M = Medium	6 = R-404A/R-507A, R-407A/F, R-407C, R-448A/R-449A	C = 208-230/3/60 D = 460/3/60 E = 575/3/60	PP = Parallel Piped* No "PP" = Individual Circuits
CDDS = IntelliGen™/Beacon II™ vertical discharge	440B = 44 HP 500B = 50 HP 600B = 60 HP 660B = 66 HP 800B = 80 HP 1100 = 100 HP				

*Not available with IntelliGen™/Beacon II™ system

Air-Cooled Condensing Units

26 - 100 HP Dual Compressor

Configurable Models Pricing

Configurable Models

Outdoor

- Prepainted galvanized cabinet with easily removable service panels
- Condenser built with rifled tubing and a separate subcooler coil for extra performance
- Flooded head pressure valves on all models
- Liquid line with drier, sight glass, and shut-off valve
- Parallel-piped units include replaceable core suction filter, replaceable liquid-line filter, suction accumulator, and oil management system.
- Electronic oil safety control
- Spring mounted compressors with suction and discharge vibration eliminators
- Large electrical panel, including compressor contactor and pump-down switch
- Fixed high pressure control and separate adjustable low pressure control with flexible braided hose
- ServiceMate™ Diagnostic Module

intelliGen™ / Beacon II™

- Prepainted galvanized cabinet with easily removable service panels
- Condenser built with rifled tubing and a separate subcooler coil for extra performance
- Flooded head pressure valves on all models
- Liquid line with drier, sight glass, and shut-off valve
- Electronic oil safety control
- Spring mounted compressors with suction and discharge vibration eliminators
- Large electrical panel, including compressor contactor and pump-down switch
- Fixed high pressure control and separate adjustable low pressure control with flexible braided hose
- Wired for intelliGen™ / Beacon II™ control with fan cycling.

Need to customize? Look at the factory-installed options starting on page 137.

Outdoor		intelliGen™ / Beacon II™		Voltage	Model Type	Notes
Climate Control Model	List Price (\$US)	Climate Control Model	List Price (\$US)			
Individually Piped Models: Medium Temperature (R-404A/507, R-407A/R-407F, R-407C, and R-448A/R-449A)						
CDD300BM6C	82,034	CDDS300BM6C	84,742	208-230/3/60	Individually Piped	-
CDD300BM6D	83,018	CDDS300BM6D	85,757	460/3/60	Individually Piped	-
CDD400BM6C	95,647	CDDS400BM6C	98,803	208-230/3/60	Individually Piped	-
CDD400BM6D	96,796	CDDS400BM6D	99,990	460/3/60	Individually Piped	-
CDD440BM6C	108,912	CDDS440BM6C	112,507	208-230/3/60	Individually Piped	-
CDD440BM6D	110,220	CDDS440BM6D	113,858	460/3/60	Individually Piped	-
CDD500BM6C	122,328	CDDS500BM6C	126,364	208-230/3/60	Individually Piped	-
CDD500BM6D	123,795	CDDS500BM6D	127,879	460/3/60	Individually Piped	-
CDD600BM6C	129,085	CDDS600BM6C	133,344	208-230/3/60	Individually Piped	-
CDD600BM6D	130,633	CDDS600BM6D	134,943	460/3/60	Individually Piped	-
CDD660BM6C	144,588	CDDS660BM6C	149,361	208-230/3/60	Individually Piped	-
CDD660BM6D	146,323	CDDS660BM6D	151,153	460/3/60	Individually Piped	-
CDD700BM6C	161,696	CDDS700BM6C	167,032	208-230/3/60	Individually Piped	-
CDD700BM6D	163,636	CDDS700BM6D	169,036	460/3/60	Individually Piped	-
CDD800BM6C	177,831	CDDS800BM6C	183,699	208-230/3/60	Individually Piped	-
CDD800BM6D	179,964	CDDS800BM6D	185,904	460/3/60	Individually Piped	-
CDD110BM6C	204,529	CDDS110BM6C	211,280	208-230/3/60	Individually Piped	-
CDD110BM6D	206,984	CDDS110BM6D	213,815	460/3/60	Individually Piped	-
Individually Piped Models: Low Temperature (R-404A/507, R-407A/R-407F, R-407C, and R-448A/R-449A)						
CDD260BL6C	84,841	CDDS260BL6C	87,809	208-230/3/60	Individually Piped	-
CDD260BL6D	86,029	CDDS260BL6D	89,039	460/3/60	Individually Piped	-
CDD300BL6C	94,337	CDDS300BL6C	97,641	208-230/3/60	Individually Piped	-
CDD300BL6D	95,659	CDDS300BL6D	99,006	460/3/60	Individually Piped	-
CDD400BL6C	109,826	CDDS400BL6C	113,670	208-230/3/60	Individually Piped	-
CDD400BL6D	111,363	CDDS400BL6D	115,262	460/3/60	Individually Piped	-
CDD440BL6C	118,994	CDDS440BL6C	123,159	208-230/3/60	Individually Piped	-
CDD440BL6D	120,661	CDDS440BL6D	124,884	460/3/60	Individually Piped	-

26 - 100 HP Dual Compressor

Configurable Models Pricing

Outdoor		intelliGen™ / Beacon II™		Voltage	Model Type	Notes
Climate Control Model	List Price (\$US)	Climate Control Model	List Price (\$US)			
CDD500BL6C	132,030	CDD5500BL6C	136,650	208-230/3/60	Individually Piped	-
CDD500BL6D	133,877	CDD5500BL6D	138,564	460/3/60	Individually Piped	-
CDD600BL6C	139,359	CDD5600BL6C	144,239	208-230/3/60	Individually Piped	-
CDD600BL6D	141,312	CDD5600BL6D	146,257	460/3/60	Individually Piped	-
CDD800BL6C	161,696	CDD5800BL6C	167,355	208-230/3/60	Individually Piped	-
CDD800BL6D	163,962	CDD5800BL6D	169,700	460/3/60	Individually Piped	-
Parallel-Piped Models: Medium Temperature (R-404A/507, R-407A/R-407F, R-407C, and R-448A/R-449A)						
CDD300BM6CPP	98,440	-	-	208-230/3/60	Parallel Piped	-
CDD300BM6DPP	99,623	-	-	460/3/60	Parallel Piped	-
CDD400BM6CPP	114,777	-	-	208-230/3/60	Parallel Piped	-
CDD400BM6DPP	116,155	-	-	460/3/60	Parallel Piped	-
CDD440BM6CPP	130,697	-	-	208-230/3/60	Parallel Piped	-
CDD440BM6DPP	132,264	-	-	460/3/60	Parallel Piped	-
CDD500BM6CPP	146,794	-	-	208-230/3/60	Parallel Piped	-
CDD500BM6DPP	148,556	-	-	460/3/60	Parallel Piped	-
CDD600BM6CPP	154,901	-	-	208-230/3/60	Parallel Piped	-
CDD600BM6DPP	156,759	-	-	460/3/60	Parallel Piped	-
CDD660BM6CPP	173,507	-	-	208-230/3/60	Parallel Piped	-
CDD660BM6DPP	175,589	-	-	460/3/60	Parallel Piped	-
CDD700BM6CPP	194,037	-	-	208-230/3/60	Parallel Piped	-
CDD700BM6DPP	196,364	-	-	460/3/60	Parallel Piped	-
CDD800BM6CPP	213,395	-	-	208-230/3/60	Parallel Piped	-
CDD800BM6DPP	215,957	-	-	460/3/60	Parallel Piped	-
CDD110BM6CPP	245,436	-	-	208-230/3/60	Parallel Piped	-
CDD110BM6DPP	248,380	-	-	460/3/60	Parallel Piped	-
Parallel-Piped Models: Low Temperature (R-404A/507, R-407A/R-407F, R-407C, and R-448A/R-449A)						
CDD260BL6CPP	101,810	-	-	208-230/3/60	Parallel Piped	-
CDD260BL6DPP	103,235	-	-	460/3/60	Parallel Piped	-
CDD300BL6CPP	113,206	-	-	208-230/3/60	Parallel Piped	-
CDD300BL6DPP	114,789	-	-	460/3/60	Parallel Piped	-
CDD400BL6CPP	131,793	-	-	208-230/3/60	Parallel Piped	-
CDD400BL6DPP	133,637	-	-	460/3/60	Parallel Piped	-
CDD440BL6CPP	142,793	-	-	208-230/3/60	Parallel Piped	-
CDD440BL6DPP	144,793	-	-	460/3/60	Parallel Piped	-
CDD500BL6CPP	158,435	-	-	208-230/3/60	Parallel Piped	-
CDD500BL6DPP	160,653	-	-	460/3/60	Parallel Piped	-
CDD600BL6CPP	167,231	-	-	208-230/3/60	Parallel Piped	-
CDD600BL6DPP	169,572	-	-	460/3/60	Parallel Piped	-
CDD800BL6CPP	194,037	-	-	208-230/3/60	Parallel Piped	-
CDD800BL6DPP	196,751	-	-	460/3/60	Parallel Piped	-

Air-Cooled Condensing Units



26 - 100 HP Dual Compressor

Factory-Installed Options

Need Factory-Installed Options?

- Make sure you have selected a configurable model. When ordering, remember to specify the option codes and list price adders for each selected option.
- Can't Find Something? Other options and accessories might be available on a custom order basis. Please contact your local Sales Representative or Account Engineer for assistance.

Option Code	Description	Models Used On	Notes	List Price Adder (\$US)	
				Outdoor	intelliGen™ Beacon II™
Electrical Options					
DFT.001	Defrost Timers - Air	All - Individually Piped	Medium temperature applications only.	1,203	-
DFT.001P	Defrost Timers - Air	All - Parallel Piped	Medium temperature applications only.	602	-
FCY.001-1	Fan Cycling - Temperature	260B-500B Individually Piped	Fan closest to the header is not cycled.	3,823	-
FCY.001-1P	Fan Cycling - Temperature	260B-500B Parallel Piped	Fan closest to the header is not cycled.	3,094	-
FCY.001-2	Fan Cycling - Temperature	600B-700B Individually Piped	Fan closest to the header is not cycled.	4,553	-
FCY.001-2P	Fan Cycling - Temperature	600B-700B Parallel Piped	Fan closest to the header is not cycled.	3,823	-
FCY.001-3	Fan Cycling - Temperature	800B & 110B Individually Piped	Fan closest to the header is not cycled.	5,194	-
FCY.001-3P	Fan Cycling - Temperature	800B & 110B Parallel Piped	Fan closest to the header is not cycled.	4,464	-
FCY.002-1	Fan Cycling - Pressure	260B-500B Individually Piped	Fan closest to the header is not cycled.	3,823	Standard
FCY.002-1P	Fan Cycling - Pressure	260B-500B Parallel Piped	Fan closest to the header is not cycled.	3,094	-
FCY.002-2	Fan Cycling - Pressure	600B-700B Individually Piped	Fan closest to the header is not cycled.	4,553	Standard
FCY.002-2P	Fan Cycling - Pressure	600B-700B Parallel Piped	Fan closest to the header is not cycled.	3,823	-
FCY.002-3	Fan Cycling - Pressure	800B & 110B Individually Piped	Fan closest to the header is not cycled.	5,194	Standard
FCY.002-3P	Fan Cycling - Pressure	800B & 110B Parallel Piped	Fan closest to the header is not cycled.	4,464	-
CBK.002-2	Compressor Circuit Breakers	230V - Individually Piped	-	5,649	5,649
CBK.002-2P	Compressor Circuit Breakers	230V - Parallel Piped	-	5,649	-
CBK.002-1	Compressor Circuit Breakers	460V - Individually Piped	-	2,626	2,626
CBK.002-1P	Compressor Circuit Breakers	460V - Parallel Piped	-	2,626	-
PLM.00X	Phase Loss Monitors	All - Individually Piped	-	1,235	1,235
PLM.00XP	Phase Loss Monitors	All - Parallel Piped	-	1,235	-
TDR.002	Anti-short Cycling Timers	All - Individually Piped	-	1,424	1,424

Regulation Requires Variable Speed Fan Motors!

California Energy Commission Title 24, Section 126

Effective 01/01/2010, refrigerated warehouses with a total cold storage and frozen storage area exceeding 3,000 square feet require:

1. All condenser fans for air-cooled condensers/condensing units shall be continuously variable speed and the condensing temperature or pressure control system shall control the speed of all condenser fans serving a common condenser loop in unison. The minimum condensing temperature set point shall be less than or equal to 70 degrees Fahrenheit or reset in response to ambient dry bulb temperature or refrigeration system load.
2. All single phase condenser/condensing unit fan motors less than 1 horsepower and less than 460 volts shall be either permanent split capacitor or electronically commutated.

26 - 100 HP Dual Compressor

Factory-Installed Options

Need Factory-Installed Options?

- Make sure you have selected a configurable model. When ordering, remember to specify the option codes and list price adders for each selected option.
- Can't Find Something? Other options and accessories might be available on a custom order basis. Please contact your local Sales Representative or Account Engineer for assistance.

Option Code	Description	Models Used On	Notes	List Price Adder (\$US)	
				Outdoor	intelliGen™ / Beacon II™
TDR.002P	Anti-short Cycling Timers	All - Parallel Piped	-	713	-
HPS.001	Manual Reset High Pressure Switches	All - Individually Piped	-	679	679
HPS.001P	Manual Reset High Pressure Switches	All - Parallel Piped	-	679	-
MS.0014S-1	Variable Speed EC Motor with proportional pressure controller	300BM6 Parallel Piped (230V & 460V) 260B-400BL6 Parallel Piped (230V & 460V)	-	26,433	-
MS.0014S-2	Variable Speed EC Motor with proportional pressure controller	300BM6 Individually Piped (230V & 460V) 260B-400BL6 Individually Piped (230V & 460V)	-	28,762	28,762
MS.0014L-1	Variable Speed EC Motor with proportional pressure controller	400B-500BM6 Parallel Piped (230V & 460V) 440B-600BL6 Parallel Piped (230V & 460V)	-	38,604	-
MS.0014L-2	Variable Speed EC Motor with proportional pressure controller	400B-500BM6 Individually Piped (230V & 460V) 440B-600BL6 Individually Piped (230V & 460V)	-	40,932	40,932
MS.0016L-1	Variable Speed EC Motor with proportional pressure controller	600B-700BM6 Parallel Piped (230V & 460V) 800BL6 Parallel Piped (230V & 460V)	-	56,742	-
MS.0016L-2	Variable Speed EC Motor with proportional pressure controller	600B-700BM6 Individually Piped (230V & 460V) 800BL6 Individually Piped (230V & 460V)	-	59,070	59,070
MS.0018L-1	Variable Speed EC Motor with proportional pressure controller	800B - 110BM6 Parallel Piped (230V & 460V)	-	74,881	-
MS.0018L-2	Variable Speed EC Motor with proportional pressure controller	800B - 110BM6 Individually Piped (230V & 460V)	-	77,207	77,207
Mechanical Options					
LIQ.003-1	Replaceable core liquid-line filter driers & sight glasses	260B-440B Individually Piped	-	1,018	1,018
LIQ.003-1P	Replaceable core liquid-line filter driers & sight glasses	260B-440B Parallel Piped	-	Standard	-
LIQ.003-2	Replaceable core liquid-line filter driers & sight glasses	500B-800B Individually Piped	-	1,018	1,018
LIQ.003-2P	Replaceable core liquid-line filter driers & sight glasses	500B-800B Parallel Piped	-	Standard	-
LIQ.003-3	Replaceable core liquid-line filter driers & sight glasses	110B Individually Piped	-	1,018	1,018
LIQ.003-3P	Replaceable core liquid-line filter driers & sight glasses	110B Parallel Piped	-	Standard	-
SUC.003-1	Suction-line filters	260B-440B Individually Piped	-	2,761	2,761
SUC.003-1P	Suction-line filters	260B-440B Parallel Piped	-	N/A	-
SUC.003-2	Suction-line filters	500B-800B Individually Piped	-	3,538	3,538
SUC.003-2P	Suction-line filters	500B-800B Parallel Piped	-	N/A	-
SUC.003-3	Suction-line filters	110B Individually Piped	-	2,761	2,761
SUC.003-3P	Suction-line filters	110B Parallel Piped	-	N/A	-
SUC.005-1	Replaceable core suction-line filters	260B-440B Individually Piped	-	3,616	3,616
SUC.005-1P	Replaceable core suction-line filters	260B-440B Parallel Piped	-	Standard	-
SUC.005-2	Replaceable core suction-line filters	500B-800B Individually Piped	-	3,777	3,777
SUC.005-2P	Replaceable core suction-line filters	500B-800B Parallel Piped	-	Standard	-
SUC.005-3	Replaceable core suction-line filters	110B Individually Piped	-	3,616	4,720

26 - 100 HP Dual Compressor

Factory-Installed Options

Need Factory-Installed Options?

- Make sure you have selected a configurable model. When ordering, remember to specify the option codes and list price adders for each selected option.
- Can't Find Something? Other options and accessories might be available on a custom order basis. Please contact your local Sales Representative or Account Engineer for assistance.

Option Code	Description	Models Used On	Notes	List Price Adder (\$US)	
				Outdoor	intelliGen™ / Beacon II™
LIQ.002-1	Liquid-line solenoid valves	260B-440B Individually Piped	Not recommended on applications with line runs more than 25 feet.	2,049	-
LIQ.002-1P	Liquid-line solenoid valves	260B-440B Parallel Piped	Not recommended on applications with line runs more than 25 feet.	1,099	-
LIQ.002-2	Liquid-line solenoid valves	500B-800B Individually Piped	Not recommended on applications with line runs more than 25 feet.	2,198	-
LIQ.002-2P	Liquid-line solenoid valves	500B-800B Parallel Piped	Not recommended on applications with line runs more than 25 feet.	1,481	-
LIQ.002-3	Liquid-line solenoid valves	110B Individually Piped	Not recommended on applications with line runs more than 25 feet.	2,049	-
LIQ.002-3P	Liquid-line solenoid valves	110B Parallel Piped	Not recommended on applications with line runs more than 25 feet.	Call Factory	-
SUC.007-1	Suction accumulators	260B-440B Individually Piped	-	5,904	5,904
SUC.007-1P	Suction accumulators	260B-440B Parallel Piped	-	Standard	-
SUC.007-2	Suction accumulators	500B-800B Individually Piped	-	5,904	5,904
SUC.007-2P	Suction accumulators	500B-800B Parallel Piped	-	Standard	-
SUC.007-3	Suction accumulators	110B Individually Piped	-	5,904	5,904
SUC.007-3P	Suction accumulators	110B Parallel Piped	-	Standard	-
DIS.001-1	Oil separators with discharge line check valves	260B-600B Individually Piped	-	3,538	3,538
DIS.001-1P	Oil separators with discharge line check valves	260B-600B Parallel Piped	-	Standard	-
DIS.001-2	Oil separators with discharge line check valves	660B-800B Individually Piped	-	5,982	5,982
DIS.001-2P	Oil separators with discharge line check valves	660B-800B Parallel Piped	-	Standard	-
DIS.001-3	Oil separators with discharge line check valves	110B Individually Piped	-	7,183	7,183
DIS.001-3P	Oil separators with discharge line check valves	110B Parallel Piped	-	Standard	-
MUF.001	Discharge mufflers	All - Individually Piped	-	1,004	1,004
MUF.001P	Discharge mufflers	All - Parallel Piped	-	N/A	-
DIS.002-1	Three way heat reclaim valves with check valves installed	260B-400B Individually Piped	-	3,654	-
DIS.002-1P	Three way heat reclaim valves with check valves installed	260B-400B Parallel Piped	-	Call Factory	-
DIS.002-2	Three way heat reclaim valves with check valves installed	440B-800B Individually Piped	-	3,654	-

26 - 100 HP Dual Compressor

Factory-Installed Options

Need Factory-Installed Options?

- Make sure you have selected a configurable model. When ordering, remember to specify the option codes and list price adders for each selected option.
- Can't Find Something? Other options and accessories might be available on a custom order basis. Please contact your local Sales Representative or Account Engineer for assistance.

Option Code	Description	Models Used On	Notes	List Price Adder (\$US)	
				Outdoor	intelliGen™ / Beacon II™
DIS.002-2P	Three way heat reclaim valves with check valves installed	440B-800B Parallel Piped	-	Call Factory	-
DIS.002-3	Three way heat reclaim valves with check valves installed	110B Individually Piped	-	6,425	-
DIS.002-3P	Three way heat reclaim valves with check valves installed	110B Parallel Piped	-	Call Factory	-
UNL.001	Compressor Unloading - with pressure control for (1) cyl. Bank	All - Individually Piped	-	3,634	-
UNL.001P	Compressor Unloading - with pressure control for (1) cyl. Bank	All - Parallel Piped	-	3,634	-
REC.001-1	Low Ambient kits with heated and insulated receivers and time delay relays	260B-500B Individually Piped	-	5,590	5,590
REC.001-1P	Low Ambient kits with heated and insulated receivers and time delay relays	260B-500B Parallel Piped	-	5,590	-
REC.001-2	Low Ambient kits with heated and insulated receivers and time delay relays	600B-110B Individually Piped	-	5,590	5,590
REC.001-2P	Low Ambient kits with heated and insulated receivers and time delay relays	600B-110B Parallel Piped	-	7,343	-
Coil Options					
CSG.PRO-1	Polyester coated condenser fin protection	300BM6, 260B-400BL6	-	3,592	3,592
CSG.PRO-2	Polyester coated condenser fin protection	400B-500BM6, 440B-600BL6	-	5,982	5,982
CSG.PRO-3	Polyester coated condenser fin protection	600B-700BM6, 800BL6	-	6,705	6,705
CSG.PRO-4	Polyester coated condenser fin protection	800B-110BM6	-	8,940	8,940
CS.ELEC-1	ElectroFin coil coating	300BM6, 260B-400BL6	-	Call Factory	Call Factory
CS.ELEC-2	ElectroFin coil coating	400B-500BM6, 440B-600BL6	-	Call Factory	Call Factory
CS.ELEC-3	ElectroFin coil coating	600B-700BM6, 800BL6	-	Call Factory	Call Factory
CS.ELEC-4	ElectroFin coil coating	800B-110BM6	-	Call Factory	Call Factory
CSB.CPR-1	Copper condenser fins	300BM6, 260B-400BL6	-	Call Factory	Call Factory
CSB.CPR-2	Copper condenser fins	400B-500BM6, 440B-600BL6	-	Call Factory	Call Factory
CSB.CPR-3	Copper condenser fins	600B-700BM6, 800BL6	-	Call Factory	Call Factory
CSB.CPR-4	Copper condenser fins	800B-110BM6	-	Call Factory	Call Factory
CS.BRZ-1	Bronz-Glow coil coating	300BM6, 260B-400BL6	-	Call Factory	Call Factory
CS.BRZ-2	Bronz-Glow coil coating	400B-500BM6, 440B-600BL6	-	Call Factory	Call Factory
CS.BRZ-3	Bronz-Glow coil coating	600B-700BM6, 800BL6	-	Call Factory	Call Factory
CS.BRZ-4	Bronz-Glow coil coating	800B-110BM6	-	Call Factory	Call Factory

26 - 100 HP Dual Compressor

Factory-Installed Electric Defrost Options

Need an electric defrost kit?

- Make sure you have selected a configurable model. When ordering, remember to specify the option codes and list price adders for each selected option.
- Electric defrost kits and components are available to be factory mounted in the electrical box of indoor or outdoor condensing units used in medium/low temp applications with electric defrost evaporators.

Selecting the proper kit is as easy as ...

- 1** Add up the total fan motor amps and electric heater amps for all evaporators in the refrigeration system.
- 2** For the selected condensing unit, contact your local Sales Representative or Account Engineer to find out the rated defrost power amps for both the fan motor amps and electric heater amps. The condensing unit data plate ratings are based on the actual system match.
- 3** Your local Sales Representative or Account Engineer will help you select the proper electric defrost kit and components.

Definitions

Electric Defrost Timer

Initiates and terminates defrost cycles based on a predetermined time schedule.

Lockout Relay

Prevents the electric defrost heaters from energizing when the compressor is in operation.

Evaporator Hold Out Relay

Allows each evaporator to individually terminate defrost on temperature when multiple evaporators are used in a single system.

Fan Contactor

Carries amperage load for evaporator fan motors.

Heater Contactor

Carries amperage load for evaporator electric defrost heaters.

InterLink™ Smart Defrost Kit™ (SDK)

The InterLink™ SDK is a revolutionary product that is designed to be used on any electric defrost walk-in freezer system with an electro-mechanical defrost timer set for three or more scheduled defrosts per day. The InterLink™ SDK accurately estimates frost accumulation on the evaporator coil and decides if it can skip the preprogrammed defrost period that is set on the defrost timer. This helps eliminate unneeded defrost cycles, saving energy and increasing product integrity

Option Code	Description	Models Used On	Notes	List Price Adder (\$US)
				Outdoor
DFT.016-1	Electric Defrost Kit for system with one evaporator per compressor circuit	300B-400BM6 (230V) Individually Piped 260B-440BL6 (230V) Individually Piped All Models (460V) Individually Piped	Includes (1) electric defrost timer, (1) heater & (1) fan contactors, terminal strip, and fusing. 48 amp maximum heater load per heater contactor.	4,905
DFT.016P	Electric Defrost Kit for system with one evaporator per compressor circuit	300B-400BM6 (230V) Parallel Piped 260B-440BL6 (230V) Parallel Piped All Models (460V) Parallel Piped	Includes (1) electric defrost timer, (1) heater & (1) fan contactors, terminal strip, and fusing. 48 amp maximum heater load per heater contactor.	4,306
DFT.016-2	Electric Defrost Kit for system with one evaporator per compressor circuit	440B-110BM6 (230V) 500B-800BL6 (230V)	Includes (1) electric defrost timer, (1) heater & (1) fan contactors, terminal strip, and fusing. 48 amp maximum heater load per heater contactor.	Call Factory
DFT.013-1	Electric Defrost Kit for system with two evaporators per compressor circuit	300B-600BM6 (230V) Individually Piped All L6 Models (230V) Individually Piped All Models (460V) Individually Piped	Includes (1) electric defrost timer, (2) heater & (1) fan contactors, terminal strip, and fusing. 48 amp maximum heater load per heater contactor.	8,367
DFT.013P	Electric Defrost Kit for system with two evaporators per compressor circuit	300B-400BM6 (230V) Parallel Piped 260B-440BL6 (230V) Parallel Piped All Models (460V) Parallel Piped	Includes (1) electric defrost timer, (2) heater & (1) fan contactors, terminal strip, and fusing. 48 amp maximum heater load per heater contactor.	7,801
DFT.013-2	Electric Defrost Kit for system with two evaporators per compressor circuit	660B-110BM6 (230V)	Includes (1) electric defrost timer, (2) heater & (1) fan contactors, terminal strip, and fusing. 48 amp maximum heater load per heater contactor.	Call Factory
SDK.001	InterLink™ Smart Defrost Kit™	All - Individually Piped	Can not be used alone. Must also select a electric defrost timer or electric defrost kit.	1,863
SDK.001P	InterLink™ Smart Defrost Kit™	All - Parallel Piped	Can not be used alone. Must also select a electric defrost timer or electric defrost kit.	N/A

26 - 100 HP Dual Compressor

Shipped-Loose Accessories

A wide range of shipped-loose accessories are available to order. Can't Find Something? Other options and accessories might be available on a custom order basis. Please contact your local Sales Representative or Account Engineer for assistance.

Crankcase Pressure Regulator (CPR) Valves

A selection program must be used to pick the proper valve. The selection program requires the following inputs: system capacity, suction temperature, and maximum holding temperature. Must have one valve per compressor. Not available for use on IntelliGen™ / Beacon II™. Should not be used with MOP type expansion valves in unit coolers. Please contact your local Sales Representative or Account Engineer for assistance.

Size	Part Number	List Price (\$US)
7/8"	29346101	450
1 1/8"	29399012	662
1 3/8"	29394306	2,522
1 5/8"	4262Q	2,832
2 1/8"	29399089	3,247
2 5/8"	29314001	7,347

½ - 6 HP

Overview



Product Description:

The 1/2 through 6 HP water cooled condensing unit product line features hermetic and scroll® compressors. These condensing units' component selection, location, base and unit dimensions are all optimized for easy field replacement or installation in new applications where space is limited.

The electrical box is designed with extra space for easier servicing. The area is large enough to accommodate circuit breakers, compressor contactors, time clocks and all start components in one enclosure.

Standard features include: compressor isolation valves that enable service technicians to isolate the compressor for service and an oversized receiver which provides total refrigerant pump down. These products are ideal for units requiring long runs.

Certifications



Cabinet & Construction

- Component location and unit size are optimized for easy field replacement and space limited applications

Serviceability

- Large electrical box allows easy service and installation of additional components
- A pump-down switch is provided on all models for easy field servicing
- Color-coded wire harnesses are labeled and coded for easy identification
- Suction line rotolock service valve is provided on the compressor for service
- An additional shut-off valve is mounted in the discharge line of the compressor for quick and easy compressor isolation

Quality

- Sight glass (optional) is easily viewable
- Every unit is subjected to a helium leak test to ensure the unit is leak free
- Shipped with nitrogen holding charge to enable installer to verify unit is leak-free upon arrival
- Every unit is run-tested and cycled on both the high and low pressure controls
- All electrical circuits are also tested for functional integrity

Components

- Features Copeland hermetic and Scroll® compressors
- Compressors are mounted with vibration eliminating rubber grommets
- All units come standard with a water regulating valve for superior head pressure control
- Oversized receiver with liquid shut-off valve is provided for installations with long refrigerant lines

Nomenclature

ZW	N	010	L	6	B
Compressor	Application	Model Size	Operating Range	Refrigerant	Voltage
HW = Hermetic ZW = Scroll®	N = Indoor	005-060	H = High L = Low M = Medium X = Extended Temp.	6= R-404A/R-507A, R-407A/R-407C, R-448A/R-449A	B = 208/230/1/60 C = 208-230/3/60 D = 460/3/60

1/2 - 6 HP

Configurable Models Pricing

Standard Features

- Compressor mounting (rubber grommets)
- Compressor discharge service valve (in line brass base valve)
- Compressor suction service valve — rotolock
- Large capacity refrigerant receiver (up to 100 ft. runs)
- Receiver service valve (located on outlet)
- Coaxial condenser (counterflow tube in tube)
- Extra large electric box (encloses all options and start components)
- Electric conduit (UL recognized, high impact, flame retardant copolymer)
- Low pressure control switch (adjustable)
- High pressure encapsulated safety switch (fixed)
- Superhose on low pressure control (higher leak resistance)
- Liquid injection (Scroll® — low temperature models only)
- Pump-down control switch (pre-wired)
- Water valve (mounted on condenser inlet)
- Agency approvals UL, ULC

Need to customize? Look at the factory-installed options starting on page 146.

Climate Control Model	List Price (\$US)	Voltage	Notes
Hermetic High Temperature (R-404A/R-507A, R-407A/R-407C, R-448A/R-449A)			
HWN005H6B	4,109	208-230/1/60	See footnote 1
HWN009H6B	4,340	208-230/1/60	See footnote 1
HWN010H6B	4,720	208-230/1/60	See footnote 1
HWN010H6C	4,893	208-230/3/60	See footnote 1
HWN015H6B	4,935	208-230/1/60	-
HWN015H6C	5,197	208-230/3/60	-
HWN025H6B	5,921	208-230/1/60	-
HWN025H6C	6,379	208-230/3/60	-
HWN032H6B	7,386	208-230/1/60	-
HWN032H6C	7,680	208-230/3/60	-
Hermetic Extended Temperature (R-404A/R-507A, R-407A/R-407C, R-448A/R-449A)			
HWN005X6B	4,109	208-230/1/60	See footnote 1
HWN008X6B	4,202	208-230/1/60	See footnote 1
HWN009X6B	4,340	208-230/1/60	See footnote 1
HWN010X6B	4,720	208-230/1/60	See footnote 1
HWN010X6C	4,893	208-230/3/60	See footnote 1
Hermetic Extended/Medium Temperature (R-404A/R-507A, R-407A/R-407C, R-448A/R-449A)			
HWN015X6B	4,935	208-230/1/60	-
HWN015X6C	5,197	208-230/3/60	-
HWN020X6B	5,490	208-230/1/60	-
HWN020X6C	5,999	208-230/3/60	-
HWN025X6B	5,921	208-230/1/60	-
HWN025X6C	6,379	208-230/3/60	-
HWN025X6D	6,800	460/3/60	-
HWN030X6B	7,028	208-230/1/60	-
HWN030X6C	7,295	208-230/3/60	-
HWN030X6D	7,601	460/3/60	-
HWN032X6B	7,386	208-230/1/60	-
HWN032X6C	7,680	208-230/3/60	-
HWN032X6D	7,947	460/3/60	-

Climate Control Model	List Price (\$US)	Voltage	Notes
Hermetic Low Temperature (R-404A/R-507A, R-407A/R-407C, R-448A/R-449A)			
HWN011L6B	4,904	208-230/1/60	-
HWN011L6C	5,000	208-230/3/60	-
HWN014L6B	4,964	208-230/1/60	-
HWN014L6C	5,107	208-230/3/60	-
HWN025L6B	5,171	208-230/1/60	-
HWN025L6C	5,314	208-230/3/60	-
HWN031L6B	7,452	208-230/1/60	-
HWN031L6C	7,642	208-230/3/60	-
HWN031L6D	7,774	460/3/60	-
Scroll Extended Temperature (R-404A/R-507A, R-407A/R-407C, R-448A/R-449A)			
ZWN010X6B	8,378	208-230/1/60	-
ZWN010X6C	8,467	208-230/3/60	-
ZWN010X6D	8,790	460/3/60	-
ZWN015X6B	8,991	208-230/1/60	-
ZWN015X6C	9,080	208-230/3/60	-
ZWN015X6D	9,403	460/3/60	-
ZWN020X6B	9,214	208-230/1/60	-
ZWN020X6C	9,303	208-230/3/60	-
ZWN020X6D	9,627	460/3/60	-
ZWN025X6B	9,380	208-230/1/60	-
ZWN025X6C	9,469	208-230/3/60	-
ZWN025X6D	9,793	460/3/60	-
ZWN030X6B	9,590	208-230/1/60	-
ZWN030X6C	9,720	208-230/3/60	-
ZWN030X6D	10,165	460/3/60	-
ZWN035X6B	10,219	208-230/1/60	-
ZWN035X6C	10,354	208-230/3/60	-
ZWN035X6D	10,672	460/3/60	-
ZWN045X6B	10,616	208-230/1/60	-
ZWN045X6C	10,769	208-230/3/60	-
ZWN045X6D	11,076	460/3/60	-

Notes:

1. Suitable for R-407C
2. Scroll "L6" models must have a liquid line option specified.

Water-Cooled Condensing Units



½ - 6 HP

Configurable Models Pricing

Climate Control Model	List Price (\$US)	Voltage	Notes
ZWN055X6B	10,924	208-230/1/60	-
ZWN055X6C	11,081	208-230/3/60	-
ZWN055X6D	11,574	460/3/60	-
ZWN060X6C	12,904	208-230/3/60	-
ZWN060X6D	13,118	460/3/60	-
Scroll Low Temperature (R-404A/R-507A, R-407A/R-407C, R-448A/R-449A)			
ZWN020L6B	9,102	208-230/1/60	See footnote 2
ZWN020L6C	9,247	208-230/3/60	See footnote 2
ZWN020L6D	9,414	460/3/60	See footnote 2
ZWN025L6B	9,938	208-230/1/60	See footnote 2
ZWN025L6C	10,082	208-230/3/60	See footnote 2
ZWN025L6D	10,194	460/3/60	See footnote 2
ZWN030L6B	10,097	208-230/1/60	See footnote 2
ZWN030L6C	10,252	208-230/3/60	See footnote 2
ZWN030L6D	11,534	460/3/60	See footnote 2
ZWN035L6B	10,632	208-230/1/60	See footnote 2
ZWN035L6C	10,790	208-230/3/60	See footnote 2
ZWN035L6D	11,052	460/3/60	See footnote 2
ZWN045L6B	11,108	208-230/1/60	See footnote 2
ZWN045L6C	11,256	208-230/3/60	See footnote 2
ZWN045L6D	11,520	460/3/60	See footnote 2
ZWN055L6B	11,551	208-230/1/60	See footnote 2
ZWN055L6C	11,693	208-230/3/60	See footnote 2
ZWN055L6D	11,969	460/3/60	See footnote 2
ZWN060L6C	13,195	208-230/3/60	See footnote 2
ZWN060L6D	13,919	460/3/60	See footnote 2

Notes:

1. Suitable for R-407C
2. Scroll "L6" models must have a liquid line option specified.

Water-Cooled Condensing Units

1/2 - 6 HP

Factory-Installed Options

Need Factory-Installed Options?

- Make sure you have selected a configurable model. When ordering, remember to specify the option codes and list price adders for each selected option.
- Can't Find Something? Other options and accessories might be available on a custom order basis. Please contact your local Sales Representative or Account Engineer for assistance.

Option Code	Description	Models Used On	Notes	List Price Adder (\$US)
Electrical Options				
DFT.001	Defrost Timer - Air	All H2, X6	Medium temperature applications only.	602
Mechanical Options				
LIQ.001-1	Liquid-line Drier & Sight Glass	005-025	-	565
LIQ.001-2	Liquid-line Drier & Sight Glass	030-060	-	655
LIQ.002-1	Liquid-line Drier, Sight Glass & Solenoid Valve	005-025	-	1,205
LIQ.002-2	Liquid-line Drier, Sight Glass & Solenoid Valve	030-060	-	1,296
SUC.003-1	Suction-line filter	005-025	-	360
SUC.003-2	Suction-line filter	030-060	-	427
SUC.007-1	Suction accumulator	005-025	-	452
SUC.007-2	Suction accumulator	027-060	-	753
SUC.004-1	Suction-line filter & accumulator	005-025	-	812
SUC.004-2	Suction-line filter & accumulator	030-060	-	1,180

½ - 6 HP

Factory-Installed Electric Defrost Options

Need an electric defrost timer or kit?

- Make sure you have selected a configurable model. When ordering, remember to specify the option codes and list price adders for each selected option.
- Electric defrost kits and components are available to be factory mounted in the electrical box of indoor or outdoor condensing units used in medium/low temp applications with electric defrost evaporators.

Selecting the proper kit is as easy as ...

1

Add up the total fan motor amps and electric heater amps for all evaporators in the refrigeration system.

2

For the selected condensing unit, find the rated defrost power amps for both the fan motor amps and electric heater amps.

3

If the evaporator total fan motor amps and electric defrost heater amps calculated in Step 1 are less than the condensing unit's rated defrost power amps found in Step 2 then proceed below to select the appropriate kit/components and list price adders. If not then contact your local Sales Representative or Account Engineer for assistance.

Definitions

Electric Defrost Timer

Initiates and terminates defrost cycles based on a predetermined time schedule.

Lockout Relay

Prevents the electric defrost heaters from energizing when the compressor is in operation. Not available on electric defrost timer only options.

Fan Contactor

Carries amperage load for evaporator fan motors.

Heater Contactor

Carries amperage load for evaporator electric defrost heaters.

InterLink™ Smart Defrost Kit™ (SDK)

The InterLink™ SDK is a revolutionary product that is designed to be used on any electric defrost walk-in freezer system with an electro-mechanical defrost timer set for three or more scheduled defrosts per day. The InterLink™ SDK accurately estimates frost accumulation on the evaporator coil and decides if it can skip the preprogrammed defrost period that is set on the defrost timer. This helps eliminate unneeded defrost cycles, saving energy and increasing product integrity

Option Code	Description	Models Used On	Notes	List Price Adder (\$US)
DFT.002	Defrost Timer - Electric	005-060 L6, H2, X6 (208-230V)	-	602
DFT.007	Electric Defrost Kit	HWN: 040-050 H2, X6 (208-230V) ZWN: 030-060 X6, L6 (208-230V) All: 015-060 H2, X6, L6 (460V)	Includes (1) electric defrost timer, (1) heater & (1) fan contactors, and (1) lockout relay.	857
SDK.001	InterLink™ Smart Defrost Kit™	005-060 and L6, H2, X6	Can not be used alone. Must also select a electric defrost timer or electric defrost kit.	930

1/2 - 6 HP

Shipped-Loose Accessories

A wide range of shipped-loose accessories are available to order. Can't Find Something? Other options and accessories might be available on a custom order basis. Please contact your local Sales Representative or Account Engineer for assistance.

Crankcase Pressure Regulator (CPR) Valves

A selection program must be used to pick the proper valve. The selection program requires the following inputs: system capacity, suction temperature, and maximum holding temperature. Should not be used with MOP type expansion valves in unit coolers. Please contact your local Sales Representative or Account Engineer for assistance.

Size	Part Number	List Price (\$US)
5/8"	2930142	328
7/8"	29346101	450
1 1/8"	29399012	662
1 3/8"	29394306	2,522

3/4 - 22 HP

Overview



Product Description:

The 3/4 through 22 HP water-cooled condensing unit product line features semi-hermetic compressors. These condensing units are "vessel-mounted" indoor water-cooled condensing units complete with a shell and tube condenser.

The cleanable condenser is perfect for applications where air-cooled condensers would not be practical and/or areas where water is readily available.

These units provide an economical, compact alternative to traditional air-cooled condensing units.

Certifications:



Cabinet & Construction

- Component location and unit size are optimized for easy field replacement and space limited applications

Serviceability

- Spacious, pre-painted electrical box
- Pump-down switch
- Easy access refrigerant piping
- Captive door fasteners
- Single electrical connection location
- Removable electrical box provides convenient front access to the oil pump and compressor

Quality

- Pre-bent tubing reduces the possibility of leaks
- Shipped with a dry nitrogen holding charge
- Heavy duty metal base plate
- Non-metallic conduit on all wiring runs

Components

- Semi-hermetic reciprocating compressors
- Rigid mounted compressors on models 0075-0400 and spring mounted compressors with suction and discharge vibration eliminators on models 0499 and above
- Fixed low pressure switch (adjustable on low temperature models)
- Fixed high pressure switch
- Sealed liquid line filter drier and sight glass

Nomenclature

S	W	N	0075	L	6	B
Compressor	Model	Application	Model Size	Operating Range	Refrigerant	Electrical Code
S = Semi-Hermetic Reciprocating	W = Water Cooled	N = Indoor	0075-2200	H = High L = Low M = Medium E = Extra Low	6 = R-404A/R-507A, R-407A/R-407C, R-448A/R-449A	B = 208/230/1/60 C = 208-230/3/60 D = 460/3/60

¾ - 22 HP

Configurable Models Pricing

Standard Features

- Solid mounted semi-hermetic Reed and Discus® compressors up to and including 0400
- Spring mounted compressor 0499 and above
- Oil pressure switch (where required)
- High-low pressure controls
- Compressor contactor
- Shell and tube water-cooled condenser with pressure relief
- Liquid-line filter drier and sight glass
- Pump-down switch

Need to customize? Look at the factory-installed options starting on page 151.

Climate Control Model	List Price (\$US)	Voltage	Notes
Semi-Hermetic Medium Temperature (R-404A/R-507A, R-407A/R-407C, R-448A/R-449A)			
SWN0090M6B	10,104	208-230/1/60	-
SWN0090M6C	10,240	208-230/3/60	-
SWN0199M6B	11,848	208-230/1/60	-
SWN0199M6C	11,923	208-230/3/60	-
SWN0200M6C	13,221	208-230/3/60	-
SWN0310M6C	15,496	208-230/3/60	-
SWN0310M6D	17,016	460/3/60	-
SWN0500M6C	18,212	208-230/3/60	See footnote 1
SWN0500M6D	19,861	460/3/60	See footnote 1
Semi-Hermetic Low Temperature (R-404A/R-507A, R-407A/R-407C, R-448A/R-449A)			
SWN0150L6B	10,994	208-230/1/60	-
SWN0150L6C	11,048	208-230/3/60	-
SWN0150L6D	12,698	460/3/60	-
SWN0200L6C	13,347	208-230/3/60	-
SWN0210L6B	13,552	208-230/1/60	-
SWN0210L6C	13,347	208-230/3/60	-
SWN0210L6D	15,055	460/3/60	-
SWN0310E6C	15,130	208-230/3/60	-
SWN0310E6D	16,833	460/3/60	-
SWN0310L6C	15,130	208-230/3/60	-
SWN0310L6D	16,833	460/3/60	-
SWN0311L6C	18,177	208-230/3/60	See footnote 2
SWN0311L6D	19,878	460/3/60	See footnote 2
SWN0400L6C	19,490	208-230/3/60	See footnote 2
SWN0400L6D	21,230	460/3/60	See footnote 2
SWN0599L6C	20,069	208-230/3/60	See footnote 2
SWN0599L6D	21,771	460/3/60	See footnote 2
SWN0600L6C	21,398	208-230/3/60	See footnote 2
SWN0600L6D	23,101	460/3/60	See footnote 2
SWN0601L6C	22,729	208-230/3/60	See footnote 2
SWN0601L6D	24,434	460/3/60	See footnote 2

Climate Control Model	List Price (\$US)	Voltage	Notes
SWN0750L6C	24,561	208-230/3/60	See footnote 2
SWN0750L6D	26,655	460/3/60	See footnote 2
SWN0900L6C	27,301	208-230/3/60	See footnote 2
SWN0900L6D	29,399	460/3/60	See footnote 2
SWN1000L6C	29,976	208-230/3/60	See footnote 2
SWN1000L6D	30,936	460/3/60	See footnote 2
SWN1500L6C	36,288	208-230/3/60	See footnote 2
SWN1500L6D	37,212	460/3/60	See footnote 2
SWN2200L6C	42,484	208-230/3/60	See footnote 2
SWN2200L6D	43,404	460/3/60	See footnote 2

Notes:

1. Suitable for R-407A, R-407C, R-448A/R-449A)
2. Suitable for R-407A, R-407C, R407F

Water-Cooled Condensing Units



¾ - 22 HP

Factory-Installed Options

Need Factory-Installed Options?

- Make sure you have selected a configurable model. When ordering, remember to specify the option codes and list price adders for each selected option.
- Can't Find Something? Other options and accessories might be available on a custom order basis. Please contact your local Sales Representative or Account Engineer for assistance.

Option Code	Description	Models Used On	Notes	List Price Adder (\$US)
Electrical Options				
DFT.001	Defrost Timer - Air	All H2, M2, M6	Medium temperature applications only.	602
CBK.001-1	Circuit Breakers (Compressor & Control Circuit)	0075-0311 (208-230/1/60 or 230V/1/60)	-	525
CBK.001-2	Circuit Breakers (Compressor & Control Circuit)	0075-2000 (230V/3/60)	-	619
CBK.001-3	Circuit Breakers (Compressor & Control Circuit)	0100-2200 (460V/3/60)	-	1,483
CBK.001-4	Circuit Breakers (Compressor & Control Circuit)	2200L6C	-	2,342
CCH.001	Crankcase Heater	All	-	341
SW.002	Dual pressure control with adjustable high & low pressure settings	All	-	166
Mechanical Options				
LIQ.003	Replaceable core liquid-line filter drier & sight glass	0300-2200	-	922
LIQ.002-1	Liquid-line solenoid valve	0075-0400	Not recommended on applications with line runs more than 25 feet.	669
LIQ.002-2	Liquid-line solenoid valve	0499-0900	Not recommended on applications with line runs more than 25 feet.	748
LIQ.002-3	Liquid-line solenoid valve	1000-2200	Not recommended on applications with line runs more than 25 feet.	1,025
CMT.002	Spring Mounted Compressor	0075-0400	Includes discharge and suction vibration eliminators. Standard on 0499 and above	454
SUC.003-1	Suction-line filter	0075-0210	-	378
SUC.003-2	Suction-line filter	0300-0400	-	865
SUC.005	Replaceable core suction-line filter	0300-0400	-	1,360
SUC.007-1	Suction accumulator	0075-0210	-	562
SUC.007-2	Suction accumulator	0300-0400	-	876
SUC.010	Suction-line filter	0499-2200	-	1,336
SUC.012	Replaceable core suction-line filter	0500-2200	-	1,360
SUC.014-1	Suction accumulator	0499-1000	-	1,400
SUC.014-2	Suction accumulator	1500H2-2000H2 & 1500L6-2200L6	-	2,559
DIS.001	Oil separator with discharge line check valve	0300-0400	-	1,417
DIS.009-1	Oil separator with discharge line check valve	0499-0500	-	1,417
DIS.009-2	Oil separator with discharge line check valve	0599-1000	-	1,497
DIS.009-3	Oil separator with discharge line check valve	1500-2200	-	1,771

$\frac{3}{4}$ - 22 HP

Factory-Installed Electric Defrost Options

Need an electric defrost timer or kit?

- Make sure you have selected a configurable model. When ordering, remember to specify the option codes and list price adders for each selected option.
- Electric defrost kits and components are available to be factory mounted in the electrical box of indoor or outdoor condensing units used in medium/low temp applications with electric defrost evaporators.

Selecting the proper kit is as easy as ...

1

Add up the total fan motor amps and electric heater amps for all evaporators in the refrigeration system.

2

For the selected condensing unit, find the rated defrost power amps for both the fan motor amps and electric heater amps.

3

If the evaporator total fan motor amps and electric defrost heater amps calculated in Step 1 are less than the condensing unit's rated defrost power amps found in Step 2 then proceed below to select the appropriate kit/components and list price adders. If not then contact your local Sales Representative or Account Engineer for assistance.

Definitions

Electric Defrost Timer

Initiates and terminates defrost cycles based on a predetermined time schedule.

Lockout Relay

Prevents the electric defrost heaters from energizing when the compressor is in operation. Not available on electric defrost timer only options.

Fan Contactor

Carries amperage load for evaporator fan motors.

Heater Contactor

Carries amperage load for evaporator electric defrost heaters.

InterLink™ Smart Defrost Kit™ (SDK)

The InterLink™ SDK is a revolutionary product that is designed to be used on any electric defrost walk-in freezer system with an electro-mechanical defrost timer set for three or more scheduled defrosts per day. The InterLink™ SDK accurately estimates frost accumulation on the evaporator coil and decides if it can skip the preprogrammed defrost period that is set on the defrost timer. This helps eliminate unneeded defrost cycles, saving energy and increasing product integrity

Option Code	Description	Models Used On	Notes	List Price Adder (\$US)
DFT.028-1	Electric Defrost Kit (Low Amps)	0075-1000, 1500-2200 (460V)	Includes (1) electric defrost timer, (1 or 2) heater & (1) fan contactors, terminal strip	1,058
DFT.028-2	Electric Defrost Kit (Low Amps)	1500-2200 (230V)	Includes (1) electric defrost timer, (1 or 2) heater & (1) fan contactors, terminal strip	1,554
DFT.029-1	Electric Defrost Kit (High Amps)	0150H2B, 0199M6B, 0300-0601, 0750-1000 (460V)	Includes (1) electric defrost timer, (1 or 2) heater & (1) fan contactors, terminal strip	1,058
DFT.029-2	Electric Defrost Kit (High Amps)	0750-1000 (230V), 1500-2200	Includes (1) electric defrost timer, (1 or 2) heater & (1) fan contactors, terminal strip	1,554
DEF.067-1	Fuses for electric defrost kits (Low Amps)	0075-1000	-	437
DEF.067-2	Fuses for electric defrost kits (Low Amps)	1500-2200	-	619
DEF.068-1	Fuses for electric defrost kits (High Amps)	0150H2B, 0199M6B, 0300-0601	-	437
DEF.068-2	Fuses for electric defrost kits (High Amps)	0750-2200	-	619
SDK.001	InterLink™ Smart Defrost Kit™	All	Can not be used alone. Must also select a electric defrost timer or electric defrost kit.	930

Water-Cooled Condensing Units



¾ - 22 HP

Shipped-Loose Accessories

A wide range of shipped-loose accessories are available to order. Can't Find Something? Other options and accessories might be available on a custom order basis. Please contact your local Sales Representative or Account Engineer for assistance.

Part Number	Description	Models Used On	Notes	List Price (\$US)
Mechanical Options				
2935028	Water Regulating Valve	0075-0311	-	404
2935031	Water Regulating Valve	0400-0601	-	404
2935041	Water Regulating Valve	0750-0900	-	1,297
2935042	Water Regulating Valve	1000, 1500L6, 2200L6	-	1,297
87409001	Water Regulating Valve	1500H2, 2000H2	-	3,486
50055901	Two Tier Rack (Small)	0075 - 1000	-	3,663
50055902	Two Tier Rack (Large)	1500 - 2200	-	3,663


Crankcase Pressure Regulator (CPR) Valves

A selection program must be used to pick the proper valve. The selection program requires the following inputs: system capacity, suction temperature, and maximum holding temperature. Should not be used with MOP type expansion valves in unit coolers. Please contact your local Sales Representative or Account Engineer for assistance.

Size	Part Number	List Price (\$US)
5/8"	2930142	328
7/8"	29346101	450
1 1/8"	29399012	662
1 3/8"	29394306	2,522
1 5/8"	4262Q	2,832

3/4 - 22 HP

Overview



Product Description

The indoor SRN and ZRN remote compressor units feature semi-hermetic or Scroll® compressors. These units are specially designed for use in supermarket restaurant, warehouse and other commercial and industrial applications.

The design focuses on easy of installation and maintenance along with the flexibility to fit most application requirements.

Certifications



Cabinet & Construction

- Spacious, pre-painted electrical box
- Fixed low pressure switch (adjustable on low temp models)
- Fixed high pressure switch
- Pump down switch
- 230V control circuit transformer on 460V units
- Standard 16-3/4" tall box - (large 29-1/4" tall box is standard when defrost components are selected)
- Sealed liquid line filter drier and sight glass

Serviceability

- Easy access refrigerant piping
- Captive door fasteners
- Single electrical connection location
- Removable electrical box provides convenient front access to the oil pump and compressor

Quality

- Every unit is subjected to a helium leak test to ensure the unit is leak free
- Shipped with nitrogen holding charge to enable installer to verify unit is leak-free upon arrival
- All the units are completely leak tested in a helium environment, compressor is bump tested and high and low pressure controls are cycled. Each unit has a copy of the run data shipped inside the electrical panel.

Components

- Pre-bent tubing reduces the possibility of leaks
- Shipped with dry nitrogen charge
- Heavy duty base plate
- Non-metallic conduit on all wiring runs

Nomenclature

S	R	N	020	H	2	C
Compressor	Model	Application	Model Size	Operating Range	Refrigerant ACC-DVT-nom.eps	Electrical Code
S = Semi-Hermetic Reciprocating Z = Remote Scroll®	R = Remote	N = Indoor	020-2200	H = High L = Low M = Medium E = Extra Low X = Extended Temp.	6 = R-404A/R-507A, R-407A/R-407C, R-448A/R-449A	B = 208/230/1/60 C = 208-230/3/60 D = 460/3/60

Remote Compressor Units



¾ - 22 HP

Configurable Models Pricing

Standard Features

- Solid mounted semi-hermetic Reed and Discus® compressors up to and including 0400
- Spring mounted compressor 0499 and above
- Oil pressure switch (where required)
- High-low pressure controls
- Compressor contactor
- Liquid receiver with pressure relief
- Liquid-line filter drier and sight glass (except ZRN020-060)
- Pump-down switch

Need to customize? Look at the factory-installed options starting on page 157.

Climate Control Model	List Price (\$US)	Voltage	Notes
Semi-Hermetic Medium Temperature (R-404A/R-507A, R-407A/R-407C, R-448A/R-449A)			
SRN0090M6B	8,592	208-230/1/60	-
SRN0090M6C	8,744	208-230/3/60	-
SRN0199M6B	10,114	208-230/1/60	-
SRN0199M6C	10,062	208-230/3/60	-
SRN0200M6C	11,195	208-230/3/60	-
SRN0310M6C	12,388	208-230/3/60	-
SRN0310M6D	13,905	460/3/60	-
SRN0500M6C	14,464	208-230/3/60	See footnote 1
SRN0500M6D	16,439	460/3/60	See footnote 1
Semi-Hermetic Low Temperature (R-404A/R-507A, R-407A/R-407C, R-448A/R-449A)			
SRN0150L6B	9,169	208-230/1/60	-
SRN0150L6C	9,157	208-230/3/60	-
SRN0150L6D	10,862	460/3/60	-
SRN0200L6C	11,320	208-230/3/60	-
SRN0210L6B	11,320	208-230/1/60	-
SRN0210L6C	11,525	208-230/3/60	-
SRN0210L6D	13,029	460/3/60	-
SRN0310E6C	12,481	208-230/3/60	-
SRN0310E6D	14,184	460/3/60	-
SRN0310L6C	12,481	208-230/3/60	-
SRN0310L6D	14,184	460/3/60	-
SRN0311L6C	14,920	208-230/3/60	See footnote 2
SRN0311L6D	16,624	460/3/60	See footnote 2
SRN0400L6C	16,350	208-230/3/60	See footnote 2
SRN0400L6D	18,055	460/3/60	See footnote 2
SRN0599L6C	17,007	208-230/3/60	See footnote 2
SRN0599L6D	18,711	460/3/60	See footnote 2
SRN0600L6C	17,127	208-230/3/60	See footnote 2
SRN0600L6D	18,829	460/3/60	See footnote 2
SRN0601L6C	17,952	208-230/3/60	See footnote 2
SRN0601L6D	19,656	460/3/60	See footnote 2
SRN0750L6C	20,975	208-230/3/60	See footnote 2
SRN0750L6D	23,074	460/3/60	See footnote 2
SRN0900L6C	22,161	208-230/3/60	See footnote 2
SRN0900L6D	24,254	460/3/60	See footnote 2
SRN1000L6C	24,509	208-230/3/60	See footnote 2
SRN1000L6D	24,732	460/3/60	See footnote 2

Climate Control Model	List Price (\$US)	Voltage	Notes
SRN1500L6C	29,247	208-230/3/60	See footnote 2
SRN1500L6D	30,171	460/3/60	See footnote 2
SRN2200L6C	33,587	208-230/3/60	See footnote 2
SRN2200L6D	34,511	460/3/60	See footnote 2
Scroll Extended Temperature (R-404A/R-507A, R-407A/R-407C, R-448A/R-449A)			
ZRN020X6B	7,877	208-230/1/60	-
ZRN020X6C	8,006	208-230/3/60	-
ZRN020X6D	8,450	460/3/60	-
ZRN025X6B	7,738	208-230/1/60	-
ZRN025X6C	7,867	208-230/3/60	-
ZRN025X6D	8,311	460/3/60	-
ZRN030X6B	8,365	208-230/1/60	-
ZRN030X6C	8,494	208-230/3/60	-
ZRN030X6D	8,939	460/3/60	-
ZRN035X6B	8,226	208-230/1/60	-
ZRN035X6C	8,363	208-230/3/60	-
ZRN035X6D	8,681	460/3/60	-
ZRN045X6B	8,624	208-230/1/60	-
ZRN045X6C	8,776	208-230/3/60	-
ZRN045X6D	9,082	460/3/60	-
ZRN055X6B	8,431	208-230/1/60	-
ZRN055X6C	8,589	208-230/3/60	-
ZRN055X6D	9,081	460/3/60	-
ZRN060X6C	9,593	208-230/3/60	-
ZRN060X6D	9,807	460/3/60	-
Scroll Medium Temperature (R-404A/R-507A, R-407A/R-407C, R-448A/R-449A)			
ZRN0650M6C	13,538	208-230/3/60	-
ZRN0650M6D	15,636	460/3/60	-
ZRN0700M6C	14,509	208-230/3/60	-
ZRN0700M6D	16,609	460/3/60	-
ZRN0750M6C	14,932	208-230/3/60	-
ZRN0750M6D	17,033	460/3/60	-
ZRN0860M6C	16,230	208-230/3/60	-
ZRN0860M6D	17,135	460/3/60	-
ZRN1000M6C	19,461	208-230/3/60	-
ZRN1000M6D	20,381	460/3/60	-
ZRN1400M6C	21,958	208-230/3/60	-
ZRN1400M6D	22,878	460/3/60	-

Notes:

1. Suitable for R-407A, R-407C, R-448A/R-449A
2. Suitable for R-407A, R-407C, R407F
3. Scroll "L6" models must have a liquid line option specified.

3/4 - 22 HP

Configurable Models Pricing

Climate Control Model	List Price (\$US)	Voltage	Notes
Scroll Low Temperature (R-404A/R-507A, R-407A/R-407C, R-448A/R-449A)			
ZRN020L6B	8,605	208-230/1/60	See Footnote 3
ZRN020L6C	8,761	208-230/3/60	See Footnote 3
ZRN020L6D	10,044	460/3/60	See Footnote 3
ZRN025L6B	8,946	208-230/1/60	See Footnote 3
ZRN025L6C	9,102	208-230/3/60	See Footnote 3
ZRN025L6D	10,382	460/3/60	See Footnote 3
ZRN030L6B	9,482	208-230/1/60	See Footnote 3
ZRN030L6C	9,638	208-230/3/60	See Footnote 3
ZRN030L6D	10,919	460/3/60	See Footnote 3
ZRN035L6B	9,823	208-230/1/60	See Footnote 3
ZRN035L6C	9,981	208-230/3/60	See Footnote 3
ZRN035L6D	10,243	460/3/60	See Footnote 3
ZRN045L6B	10,297	208-230/1/60	See Footnote 3
ZRN045L6C	10,446	208-230/3/60	See Footnote 3
ZRN045L6D	10,710	460/3/60	See Footnote 3
ZRN055L6B	10,539	208-230/1/60	See Footnote 3
ZRN055L6C	10,683	208-230/3/60	See Footnote 3
ZRN055L6D	10,957	460/3/60	See Footnote 3
ZRN060L6C	11,970	208-230/3/60	See Footnote 3
ZRN060L6D	12,693	460/3/60	See Footnote 3
ZRN0750L6C	16,323	208-230/3/60	-
ZRN0750L6D	18,026	460/3/60	-
ZRN1000L6C	20,305	208-230/3/60	-
ZRN1000L6D	22,404	460/3/60	-
ZRN1300L6C	21,972	208-230/3/60	-
ZRN1300L6D	24,066	460/3/60	-
ZRN1500L6C	23,910	208-230/3/60	-
ZRN1500L6D	24,131	460/3/60	-

Notes:
 1. Suitable for R-407A, R-407C, R-448A/R-449A
 2. Suitable for R-407A, R-407C, R407F
 3. Scroll "L6" models must have a liquid line option specified.

Remote Compressor Units

¾ - 22 HP

Factory-Installed Options

Need Factory-Installed Options?

- Make sure you have selected a configurable model. When ordering, remember to specify the option codes and list price adders for each selected option.
- Can't Find Something? Other options and accessories might be available on a custom order basis. Please contact your local Sales Representative or Account Engineer for assistance.

Option Code	Description	Models Used On	Notes	List Price Adder (\$US)
Electrical Options				
DFT.001	Defrost Timer - Air	All H2, M2, M6, X6	Medium temperature applications only.	602
CBK.001-1	Circuit Breakers (Compressor & Control Circuit)	0075-0311 (208-230/1/60 or 230V/1/60)	-	525
CBK.001-2	Circuit Breakers (Compressor & Control Circuit)	0075-2000 (230V/3/60)	-	619
CBK.001-3	Circuit Breakers (Compressor & Control Circuit)	0100-2200 (460V/3/60)	-	1,483
CBK.001-4	Circuit Breakers (Compressor & Control Circuit)	2200L6C	-	2,342
CCH.001	Crankcase Heater	All SRN	-	341
SW.002	Dual pressure control with adjustable high & low pressure settings	0075-2200	-	166
Mechanical Options				
LIQ.001	Liquid-line filter drier & sight glass	020-060 ZRN	Required on all L6 models with scroll compressors.	655
LIQ.002-1	Liquid-line solenoid valve	0075-0400	Not recommended on applications with line runs more than 25 feet.	669
LIQ.002-2	Liquid-line solenoid valve	0499-0900 SRN, 0650-0750M6 ZRN, 0750-1300L6 ZRN	Not recommended on applications with line runs more than 25 feet.	748
LIQ.002-3	Liquid-line solenoid valve	1000-2200 SRN, 0860-1400M6 ZRN, 1500L6 ZRN	Not recommended on applications with line runs more than 25 feet.	1,025
LIQ.002-4	Liquid-line solenoid valve	020-060 ZRN	Not recommended on applications with line runs more than 25 feet.	1,296
LIQ.003	Replaceable core liquid-line filter drier & sight glass	0300-2200 SRN, 0650-1500 ZRN	-	922
SUC.003-1	Suction-line filter	0075-0210 SRN	-	378
SUC.003-2	Suction-line filter	020-060 ZRN	-	427
SUC.003-3	Suction-line filter	0750-1500L6 ZRN	-	865
SUC.003-4	Suction-line filter	0650-1400M6 ZRN	-	1,336
SUC.005	Replaceable core suction-line filter	0310-0400 SRN, 0650-1500 ZRN	-	1,360
SUC.010	Suction-line filter	0499-2200 SRN	-	1,336
SUC.012	Replaceable core suction-line filter	0300 & 0499-2200 SRN	-	1,360
SUC.007-1	Suction accumulator	0075-0210 SRN	-	562
SUC.007-2	Suction accumulator	020-060 ZRN	-	753
SUC.007-3	Suction accumulator	0300-0400 SRN, 0750L6-1500L6 ZRN	-	876
SUC.007-4	Suction accumulator	0650M6-1400M6 ZRN	-	1,400
SUC.014-1	Suction accumulator	0499-1000 SRN	-	1,400
SUC.014-2	Suction accumulator	1500-2200 SRN	-	2,559
DIS.001-1	Oil separator with discharge line check valve	0300-0400 SRN, 0750L6-1500L6 ZRN	-	1,417
DIS.001-2	Oil separator with discharge line check valve	0650M6-1400M6 ZRN	-	1,497
DIS.004-1	Head pressure control flooding valve, fixed	020-060 ZRN	-	533
DIS.004-2	Head pressure control flooding valve, fixed	0075-0400 SRN, 0650-1500 ZRN	-	546
DIS.009-1	Oil separator with discharge line check valve	0499-0500 SRN	-	1,417
DIS.009-2	Oil separator with discharge line check valve	0599-1000 SRN	-	1,497
DIS.009-3	Oil separator with discharge line check valve	1500-2200 SRN	-	1,771
DIS.010-1	Head pressure control flooding valve, fixed	0499-1000 SRN	-	546
DIS.010-2	Head pressure control flooding valve, fixed	1500-2200 SRN	-	925

$\frac{3}{4}$ - 22 HP

Factory-Installed Electric Defrost Options

Need an electric defrost timer or kit?

- Make sure you have selected a configurable model. When ordering, remember to specify the option codes and list price adders for each selected option.
- Electric defrost kits and components are available to be factory mounted in the electrical box of indoor or outdoor condensing units used in medium/low temp applications with electric defrost evaporators.

Selecting the proper kit is as easy as ...

1

Add up the total fan motor amps and electric heater amps for all evaporators in the refrigeration system.

2

For the selected condensing unit, find the rated defrost power amps for both the fan motor amps and electric heater amps.

3

If the evaporator total fan motor amps and electric defrost heater amps calculated in Step 1 are less than the condensing unit's rated defrost power amps found in Step 2 then proceed below to select the appropriate kit/components and list price adders. If not then contact your local Sales Representative or Account Engineer for assistance.

Definitions

Electric Defrost Timer

Initiates and terminates defrost cycles based on a predetermined time schedule.

Lockout Relay

Prevents the electric defrost heaters from energizing when the compressor is in operation. Not available on electric defrost timer only options.

Fan Contactor

Carries amperage load for evaporator fan motors.

Heater Contactor

Carries amperage load for evaporator electric defrost heaters.

InterLink™ Smart Defrost Kit™ (SDK)

The InterLink™ SDK is a revolutionary product that is designed to be used on any electric defrost walk-in freezer system with an electro-mechanical defrost timer set for three or more scheduled defrosts per day. The InterLink™ SDK accurately estimates frost accumulation on the evaporator coil and decides if it can skip the preprogrammed defrost period that is set on the defrost timer. This helps eliminate unneeded defrost cycles, saving energy and increasing product integrity

Option Code	Description	Models Used On	Notes	List Price Adder (\$US)
DFT.002	Defrost Timer - Electric	ZRN: 020-060X6/L6	-	602
DFT.007	Electric Defrost Kit	ZRN: 020-060X6/L6	Includes (1) electric defrost timer, (1) heater & (1) fan contactors, and (1) lockout relay.	857
DFT.028-1	Electric Defrost Kit (Low Amps)	SRN: 0075-1000 & 1500-2200 (460V); ZRN: 0650-0860 (230V) & 0650-1500 (460V)	Includes (1) electric defrost timer, (1 or 2) heater & (1) fan contactors, terminal strip	1,058
DFT.028-2	Electric Defrost Kit (Low Amps)	SRN: 1500-2200 (230V); ZRN: 1000-1400M6 (230V)	Includes (1) electric defrost timer, (1 or 2) heater & (1) fan contactors, terminal strip	1,554
DFT.029-1	Electric Defrost Kit (High Amps)	SRN: 0150H2B, 0199M6B, 0300-0601, 0750-1000 (460V); ZRN: 0750L6 (230V), 0650-0860M6/L6 (460V)	Includes (1) electric defrost timer, (1 or 2) heater & (1) fan contactors, terminal strip	1,058
DFT.029-2	Electric Defrost Kit (High Amps)	SRN: 0750-1000 (230V), 1500-2200; ZRN: M6 (230V), 1000-1500L6 (230V), 1000-1400M6 (460V)	Includes (1) electric defrost timer, (1 or 2) heater & (1) fan contactors, terminal strip	1,554
DEF.067-1	Fuses for electric defrost kits (Low Amps)	SRN: 0075-1000; ZRN: 0560-0860M6, 0750-1500L6	-	437
DEF.067-2	Fuses for electric defrost kits (Low Amps)	SRN: 1500-2200; ZRN: 1000-1400M6	-	619
DEF.068-1	Fuses for electric defrost kits (High Amps)	SRN: 0150H2B, 0199M6B, 0300-0601; ZRN: 0750L6	-	437
DEF.068-2	Fuses for electric defrost kits (High Amps)	SRN: 0750-2200; ZRN: 0650-1400M6, 1000-1500L6	-	619
SDK.001	InterLink™ Smart Defrost Kit™	All	Can not be used alone. Must also select a electric defrost timer or electric defrost kit.	930

¾ - 22 HP

Shipped-Loose Accessories

A wide range of shipped-loose accessories are available to order. Can't Find Something? Other options and accessories might be available on a custom order basis. Please contact your local Sales Representative or Account Engineer for assistance.

Part Number	Description	Models Used On	Notes	List Price (\$US)
Mechanical Options				
50055901	Two Tier Rack (Small)	0075 - 1000, 020 - 060	-	3,663
50055902	Two Tier Rack (Large)	1500 - 2200	-	3,663

Crankcase Pressure Regulator (CPR) Valves

A selection program must be used to pick the proper valve. The selection program requires the following inputs: system capacity, suction temperature, and maximum holding temperature. Should not be used with MOP type expansion valves in unit coolers. Please contact your local Sales Representative or Account Engineer for assistance.

Size	Part Number	List Price (\$US)
5/8"	2930142	328
7/8"	29346101	450
1 1/8"	29399012	662
1 3/8"	29394306	2,522
1 5/8"	4262Q	2,832

Top Mount

Overview



Product Description

The PRO³ Top Mount packaged refrigeration system, designed to maximize storage space inside walk-in coolers and freezers, is ideal for small- to medium-sized restaurant and convenience store applications where holding temperature is the primary goal. The system combines evaporator and condensing unit into one unit expediting installation time and reducing refrigerant charge — saving time, money, and energy. The reduced refrigerant charge, compared to comparable split systems, and availability of EC motors, for increased energy efficiency, makes this product line qualified to be included in the **E Solutions™** product portfolio.

Certifications



Features and Benefits

Ease of Installation and Service

- Installation takes a fraction of the time required for a split system: no piping or loose components to install, refrigerant is pre-charged at factory and a field superheat adjustment is not required (see installation manual for more information)
- No drain line required on indoor models - come standard with a condensate evaporation pan
- Flexible design allows for multiple installation methods: optimized for indoor use, but outdoor models available with weatherhood installed. Outdoor models also come with: crankcase heater, drain line heater and fan-cycling for head pressure control
- Maximizes storage area in a cooler or freezer: evaporator grill mounts flush on a standard 4" or a recessed 5 1/2" ceiling panel

Ease of Use

- System is factory-assembled, evacuated, charged, run-tested and wired; no additional components or refrigerant charging required; most models come with a 26" power cord ready to plug-in
- Controls preset for typical applications: +38° F for high temp. coolers, +35° F for medium temp. coolers, -10° F for freezers and are easy to adjust

Reliable & Durable

- Electronic control provides accurate temperature control
- Liquid-line filter drier (medium and large cabinet only)
- Two-year parts warranty

Energy Efficient & Environmentally Friendly

- Optional EC motors available for evaporator section only
- Reduced refrigerant charge: system uses approximately 10 percent* of refrigerant required for a comparable split system

* Results may vary. Estimate based on a typical 25-foot refrigerant line length.

Nomenclature

P	T	N	072	H	6	B	H
Product Line	Design Orientation	Application	Model Size	Nominal Capacity	Refrigerant	Voltage	Motor
P = PRO3 Packaged Refrigeration System	T = Top Mount	N = Indoor T = Outdoor	# x 100 = BTU/H	H = High/ Medium L = Low M = Medium	6 = R-404A	A = 115/1/60 B = 208-230/1/60 C = 208-230/3/60	H = PC E = EC (evap. only)

PRO³ Packaged Refrigeration System



Top Mount

Standard Models Pricing

Climate Control Standard Model	List Price (\$US)	Application Location	Voltage	Evap Fan Motor Type	Plug Supplied	Matching NEMA Receptacle	Cabinet Size
Medium & High Temperature - Air Defrost - Cooler Applications (R-404A)							
PTN026H6AE	6,156	Indoor	115/1/60	EC Motor	Yes	5-20R	Small
PTN026H6AH	5,803	Indoor	115/1/60	PSC Motor	Yes	5-20R	Small
PTN031H6AE	6,766	Indoor	115/1/60	EC Motor	Yes	5-20R	Small
PTN031H6AH	6,334	Indoor	115/1/60	PSC Motor	Yes	5-20R	Small
PTN042H6AE	7,013	Indoor	115/1/60	EC Motor	Yes	5-20R	Small
PTN042H6AH	6,899	Indoor	115/1/60	PSC Motor	Yes	5-20R	Small
PTN050H6AE	9,181	Indoor	115/1/60	EC Motor	Yes	5-20R	Medium
PTN050H6AH	8,784	Indoor	115/1/60	PSC Motor	Yes	5-20R	Medium
PTN050H6BE	9,189	Indoor	208-230/1/60	EC Motor	Yes	6-15R	Medium
PTN050H6BH	9,037	Indoor	208-230/1/60	PSC Motor	Yes	6-15R	Medium
PTN067H6BE	10,503	Indoor	208-230/1/60	EC Motor	Yes	6-15R	Medium
PTN067H6BH	9,324	Indoor	208-230/1/60	PSC Motor	Yes	6-15R	Medium
PTN076H6BE	11,388	Indoor	208-230/1/60	EC Motor	Yes	6-15R	Medium
PTN076H6BH	10,448	Indoor	208-230/1/60	PSC Motor	Yes	6-15R	Medium
PTN104H6BE	13,365	Indoor	208-230/1/60	EC Motor	Yes	6-20R	Large
PTN104H6BH	11,473	Indoor	208-230/1/60	PSC Motor	Yes	6-20R	Large
PTN104H6CE	12,526	Indoor	208-230/3/60	EC Motor	-	-	Large
PTN104H6CH	11,384	Indoor	208-230/3/60	PSC Motor	-	-	Large
PTN133H6BE	14,984	Indoor	208-230/1/60	EC Motor	Yes	6-20R	Large
PTN133H6BH	12,935	Indoor	208-230/1/60	PSC Motor	Yes	6-20R	Large
PTN133H6CE	13,760	Indoor	208-230/3/60	EC Motor	-	-	Large
PTN133H6CH	12,646	Indoor	208-230/3/60	PSC Motor	-	-	Large
PTT050H6BE	10,404	Outdoor	208-230/1/60	EC Motor	-	-	Medium
PTT050H6BH	9,959	Outdoor	208-230/1/60	PSC Motor	-	-	Medium
PTT067H6BE	11,571	Outdoor	208-230/1/60	EC Motor	-	-	Medium
PTT067H6BH	10,656	Outdoor	208-230/1/60	PSC Motor	-	-	Medium
PTT076H6BE	12,402	Outdoor	208-230/1/60	EC Motor	-	-	Medium
PTT076H6BH	11,448	Outdoor	208-230/1/60	PSC Motor	-	-	Medium
PTT104H6BE	13,963	Outdoor	208-230/1/60	EC Motor	-	-	Large
PTT104H6BH	12,658	Outdoor	208-230/1/60	PSC Motor	-	-	Large
PTT104H6CE	13,919	Outdoor	208-230/3/60	EC Motor	-	-	Large
PTT104H6CH	12,643	Outdoor	208-230/3/60	PSC Motor	-	-	Large
PTT133H6BE	15,310	Outdoor	208-230/1/60	EC Motor	-	-	Large
PTT133H6BH	14,117	Outdoor	208-230/1/60	PSC Motor	-	-	Large
PTT133H6CE	15,220	Outdoor	208-230/3/60	EC Motor	-	-	Large
PTT133H6CH	13,879	Outdoor	208-230/3/60	PSC Motor	-	-	Large

Federal Regulation Requires EC Motors!

Energy Independence and Security Act of 2007 (H.R. 6)

Walk-Ins manufactured on or after 01/01/2009 and under 3,000 square feet in area with single phase evaporator fan motors less than 1 HP and less than 460V must be EC motors.

Need help selecting a model?

Please contact your local Sales Representative or Account Engineer for assistance.

Top Mount

Standard Models Pricing

Climate Control Standard Model	List Price (\$US)	Application Location	Voltage	Evap Fan Motor Type	Plug Supplied	Matching NEMA Receptacle	Cabinet Size
Medium Temperature - Electric Defrost - Cooler Applications (R-404A)							
PTN024M6AE	6,247	Indoor	115/1/60	EC Motor	Yes	5-20R	Small
PTN024M6AH	5,893	Indoor	115/1/60	PSC Motor	Yes	5-20R	Small
PTN029M6AE	6,859	Indoor	115/1/60	EC Motor	Yes	5-20R	Small
PTN029M6AH	6,425	Indoor	115/1/60	PSC Motor	Yes	5-20R	Small
PTN040M6AE	7,216	Indoor	115/1/60	EC Motor	Yes	5-20R	Small
PTN040M6AH	7,101	Indoor	115/1/60	PSC Motor	Yes	5-20R	Small
PTN047M6AE	9,378	Indoor	115/1/60	EC Motor	Yes	5-20R	Medium
PTN047M6AH	8,980	Indoor	115/1/60	PSC Motor	Yes	5-20R	Medium
PTN047M6BE	9,870	Indoor	208-230/1/60	EC Motor	Yes	6-15R	Medium
PTN047M6BH	9,127	Indoor	208-230/1/60	PSC Motor	Yes	6-15R	Medium
PTN063M6BE	10,654	Indoor	208-230/1/60	EC Motor	Yes	6-15R	Medium
PTN063M6BH	9,364	Indoor	208-230/1/60	PSC Motor	Yes	6-15R	Medium
PTN072M6BE	11,536	Indoor	208-230/1/60	EC Motor	Yes	6-15R	Medium
PTN072M6BH	10,595	Indoor	208-230/1/60	PSC Motor	Yes	6-15R	Medium
PTN099M6BE	13,820	Indoor	208-230/1/60	EC Motor	Yes	6-20R	Large
PTN099M6BH	13,002	Indoor	208-230/1/60	PSC Motor	Yes	6-20R	Large
PTN099M6CE	13,492	Indoor	208-230/3/60	EC Motor	-	-	Large
PTN099M6CH	12,887	Indoor	208-230/3/60	PSC Motor	-	-	Large
PTN128M6BE	15,519	Indoor	208-230/1/60	EC Motor	Yes	6-20R	Large
PTN128M6BH	13,683	Indoor	208-230/1/60	PSC Motor	Yes	6-20R	Large
PTN128M6CE	14,920	Indoor	208-230/3/60	EC Motor	-	-	Large
PTN128M6CH	13,595	Indoor	208-230/3/60	PSC Motor	-	-	Large
PTT047M6BE	10,532	Outdoor	208-230/1/60	EC Motor	-	-	Medium
PTT047M6BH	10,089	Outdoor	208-230/1/60	PSC Motor	-	-	Medium
PTT063M6BE	11,894	Outdoor	208-230/1/60	EC Motor	-	-	Medium
PTT063M6BH	10,792	Outdoor	208-230/1/60	PSC Motor	-	-	Medium
PTT072M6BE	12,518	Outdoor	208-230/1/60	EC Motor	-	-	Medium
PTT072M6BH	11,596	Outdoor	208-230/1/60	PSC Motor	-	-	Medium
PTT099M6BE	14,245	Outdoor	208-230/1/60	EC Motor	-	-	Large
PTT099M6BH	12,923	Outdoor	208-230/1/60	PSC Motor	-	-	Large
PTT099M6CE	14,189	Outdoor	208-230/3/60	EC Motor	-	-	Large
PTT099M6CH	12,917	Outdoor	208-230/3/60	PSC Motor	-	-	Large
PTT128M6BE	15,614	Outdoor	208-230/1/60	EC Motor	-	-	Large
PTT128M6BH	14,428	Outdoor	208-230/1/60	PSC Motor	-	-	Large
PTT128M6CE	15,513	Outdoor	208-230/3/60	EC Motor	-	-	Large
PTT128M6CH	14,173	Outdoor	208-230/3/60	PSC Motor	-	-	Large

Federal Regulation Requires EC Motors!

Energy Independence and Security Act of 2007 (H.R. 6)

Walk-Ins manufactured on or after 01/01/2009 and under 3,000 square feet in area with single phase evaporator fan motors less than 1 HP and less than 460V must be EC motors.

Need help selecting a model?

Please contact your local Sales Representative or Account Engineer for assistance.

PRO³ Packaged Refrigeration System



Top Mount

Standard Models Pricing

Climate Control Standard Model	List Price (\$US)	Application Location	Voltage	Evap Fan Motor Type	Plug Supplied	Matching NEMA Receptacle	Cabinet Size
Low Temperature - Electric Defrost - Freezer Applications (R-404A)							
PTN021L6AE	10,539	Indoor	115/1/60	EC Motor	Yes	5-20R	Medium
PTN021L6AH	10,103	Indoor	115/1/60	PSC Motor	Yes	5-20R	Medium
PTN021L6BE	10,567	Indoor	208-230/1/60	EC Motor	Yes	6-15R	Medium
PTN021L6BH	10,103	Indoor	208-230/1/60	PSC Motor	Yes	6-15R	Medium
PTN031L6BE	12,031	Indoor	208-230/1/60	EC Motor	Yes	6-15R	Medium
PTN031L6BH	11,051	Indoor	208-230/1/60	PSC Motor	Yes	6-15R	Medium
PTN044L6BE	13,708	Indoor	208-230/1/60	EC Motor	Yes	6-20R	Medium
PTN044L6BH	12,609	Indoor	208-230/1/60	PSC Motor	Yes	6-20R	Medium
PTN052L6BE	15,674	Indoor	208-230/1/60	EC Motor	-	-	Large
PTN052L6BH	14,151	Indoor	208-230/1/60	PSC Motor	-	-	Large
PTN052L6CE	15,669	Indoor	208-230/3/60	EC Motor	-	-	Large
PTN052L6CH	14,151	Indoor	208-230/3/60	PSC Motor	-	-	Large
PTN069L6BE	16,737	Indoor	208-230/1/60	EC Motor	-	-	Large
PTN069L6BH	15,132	Indoor	208-230/1/60	PSC Motor	-	-	Large
PTN069L6CE	16,722	Indoor	208-230/3/60	EC Motor	-	-	Large
PTN069L6CH	15,132	Indoor	208-230/3/60	PSC Motor	-	-	Large
PTT021L6BE	11,926	Outdoor	208-230/1/60	EC Motor	-	-	Medium
PTT021L6BH	11,437	Outdoor	208-230/1/60	PSC Motor	-	-	Medium
PTT031L6BE	13,545	Outdoor	208-230/1/60	EC Motor	-	-	Medium
PTT031L6BH	12,530	Outdoor	208-230/1/60	PSC Motor	-	-	Medium
PTT044L6BE	15,442	Outdoor	208-230/1/60	EC Motor	-	-	Medium
PTT044L6BH	14,297	Outdoor	208-230/1/60	PSC Motor	-	-	Medium
PTT052L6BE	17,576	Outdoor	208-230/1/60	EC Motor	-	-	Large
PTT052L6BH	16,000	Outdoor	208-230/1/60	PSC Motor	-	-	Large
PTT052L6CE	17,563	Outdoor	208-230/3/60	EC Motor	-	-	Large
PTT052L6CH	16,000	Outdoor	208-230/3/60	PSC Motor	-	-	Large
PTT069L6BE	18,781	Outdoor	208-230/1/60	EC Motor	-	-	Large
PTT069L6BH	17,127	Outdoor	208-230/1/60	PSC Motor	-	-	Large
PTT069L6CE	18,770	Outdoor	208-230/3/60	EC Motor	-	-	Large
PTT069L6CH	17,127	Outdoor	208-230/3/60	PSC Motor	-	-	Large

Federal Regulation Requires EC Motors!
Energy Independence and Security Act of 2007 (H.R. 6)
 Walk-Ins manufactured on or after 01/01/2009 and under 3,000 square feet in area with single phase evaporator fan motors less than 1 HP and less than 460V must be EC motors.

Need help selecting a model?

Please contact your local Sales Representative or Account Engineer for assistance.

Side Mount

Overview



Product Description

The PRO³ Side Mount packaged refrigeration system, designed to maximize storage space inside walk-in coolers and freezers and optimized for outdoor applications, is ideal for small- to medium-sized restaurant and convenience store applications where maximum airflow is essential for pulling down the temperature of foods or beverages. The system combines evaporator and condensing unit into one unit expediting installation time and reducing refrigerant charge — saving time, money, and energy. The reduced refrigerant charge, compared to comparable split systems, and availability of EC motors, for increased energy efficiency, makes this product line qualified to be included in the **E Solutions™** product portfolio.

Certifications



Nomenclature

P	S	T	070	L	6	B	H
Product Line	Design Orientation	Application	Model Size	Nominal Capacity	Refrigerant	Voltage	Motor
P = PRO3 Packaged Refrigeration System	S = Side Mount	T = Outdoor	# x 100 = BTUH	H = High/Medium L = Low M = Medium w/ electric defrost	6 = R-404A	B = 208-230/1/60	H = PC E = EC (evap. only)

Features and Benefits

Ease of Installation and Service

- Installation takes a fraction of the time required for a split system: refrigerant is pre-charged at factory, superheat adjustment is not required and unit slides into slots in standard walk-in panel (see installation manual for more information)
- Designed for simple serviceability: the condensing unit section's cabinet door can be quickly removed; in addition, the electrical box is located outside the cabinet for easy access
- Flexible design allows for multiple installation methods: Optimized for outdoor use, but can be used indoors as well (with drain connection)
- Lifting lugs and hanging brackets in evaporating section allow for easy installation

Ease of Use

- System is factory-assembled, evacuated, charged, run-tested and wired; no additional components required
- Controls preset for typical applications: +38° F for high temp. coolers, +35° F for medium temp. coolers, -10° F for freezers and are easy to adjust

Performance

- Maximized airflow: evaporator placement in walk-in box with pull through fans
- Suitable for temperature pull-down and holding temperature
- Increased condenser capacity, by avoiding compressor heat
- Improved tolerance in high-ambient conditions
- Electric defrost in medium temperature models, allowing for maximum performance in storage applications just above 32°F
- Fan-cycling for head pressure control
- Crankcase heater
- Drain line heater

Reliable & Durable

- Electronic microprocessor control provides accurate temperature control
- Liquid-line filter drier
- Two-year parts warranty

Energy Efficient & Environmentally Friendly

- Optional EC motors available for evaporator section only
- Reduced refrigerant charge: the PRO³ Side Mount packaged refrigeration system uses approximately 10 percent* of refrigerant required for a comparable split system

* Results may vary. Estimate based on a typical 25-foot refrigerant line length.

PRO³ Packaged Refrigeration System

Side Mount

Standard Models Pricing

Climate Control Standard Model	List Price (\$US)	Application Location	Voltage	Evap Fan Motor Type	Cabinet Size
Medium & High Temperature - Air Defrost - Cooler Applications (R-404A)					
PST070H6BE	10,752	Outdoor	208-230/1/60	EC Motor	Small
PST070H6BH	10,348	Outdoor	208-230/1/60	PSC Motor	Small
PST090H6BE	11,360	Outdoor	208-230/1/60	EC Motor	Small
PST090H6BH	10,954	Outdoor	208-230/1/60	PSC Motor	Small
PST131H6BE	12,983	Outdoor	208-230/1/60	EC Motor	Large
PST131H6BH	12,173	Outdoor	208-230/1/60	PSC Motor	Large
PST147H6BE	14,201	Outdoor	208-230/1/60	EC Motor	Large
PST147H6BH	13,391	Outdoor	208-230/1/60	PSC Motor	Large
Medium Temperature - Electric Defrost - Cooler Applications (R-404A)					
PST066M6BE	11,239	Outdoor	208-230/1/60	EC Motor	Small
PST066M6BH	10,833	Outdoor	208-230/1/60	PSC Motor	Small
PST086M6BE	11,847	Outdoor	208-230/1/60	EC Motor	Small
PST086M6BH	11,443	Outdoor	208-230/1/60	PSC Motor	Small
PST124M6BE	13,471	Outdoor	208-230/1/60	EC Motor	Large
PST124M6BH	12,660	Outdoor	208-230/1/60	PSC Motor	Large
PST141M6BE	14,688	Outdoor	208-230/1/60	EC Motor	Large
PST141M6BH	13,876	Outdoor	208-230/1/60	PSC Motor	Large
Low Temperature - Electric Defrost - Freezer Applications (R-404A)					
PST034L6BE	13,186	Outdoor	208-230/1/60	EC Motor	Small
PST034L6BH	12,781	Outdoor	208-230/1/60	PSC Motor	Small
PST051L6BE	14,404	Outdoor	208-230/1/60	EC Motor	Small
PST051L6BH	13,998	Outdoor	208-230/1/60	PSC Motor	Small
PST057L6BE	16,027	Outdoor	208-230/1/60	EC Motor	Large
PST057L6BH	15,216	Outdoor	208-230/1/60	PSC Motor	Large
PST077L6BE	17,244	Outdoor	208-230/1/60	EC Motor	Large
PST077L6BH	16,434	Outdoor	208-230/1/60	PSC Motor	Large

Federal Regulation Requires EC Motors!

Energy Independence and Security Act of 2007 (H.R. 6)

Walk-Ins manufactured on or after 01/01/2009 and under 3,000 square feet in area with single phase evaporator fan motors less than 1 HP and less than 460V must be EC motors.

Need help selecting a model?

Please contact your local Sales Representative or Account Engineer for assistance.

1 - 26 Ton

Overview



Product Description

Direct drive air-cooled condensers, available from 1 through 26 ton models, are the industry standard for remote air-cooled applications. They are designed for efficient performance and low maintenance and are great for many applications.

Certifications



Standard Features

Ease of Installation & Service

- Weatherproof junction box with motor leads terminating for single-point field wiring

Reliable & Durable

- Heavy gauge smooth aluminum cabinet for long life and attractive appearance
- Coated steel fan guards
- Internally protected, permanently lubricated ball bearing motors with automatic reset

Performance

- Fully baffled fan sections to provide structural strength and prevent fan windmilling in the off cycle
- PSC motors come standard to help save on energy costs

Versatile

- Horizontal or vertical air discharge
- Multicircuiting at no additional charge

Nomenclature

WSS	024
Product Line	Size
Direct Drive Air-cooled Condenser	Model

1 - 26 Ton

Configurable Models & Options Pricing

Configurable Models, Factory-Installed Options, & List Prices

- Specify model motor voltage and type at time of order. 208-230/1/60 motors may be field converted to 230/3/60 power.
- Variable speed motor is on the header fan only; All other motors in a 1x2 or 1x3 are fixed speed motors that cycle on or off as needed. Must have variable speed controller (customer supplied or select factory-installed option). Ambient fan cycling is included in the factory-installed variable speed controller package.
- Standard Control Circuit Voltage is 230V unless otherwise specified. 24V & 115V are available at no additional cost. Specify control circuit voltage when ordering.
- Fan cycling pricing does not include control circuit transformer for 460V units. If needed, transformer can be ordered from ship-loose accessories.

Climate Control Config Model	List Price (\$US)	Factory-Installed Options List Price Adders (\$US)								
		Fan Cycling Options				Electrical Options			Coil Coatings	
		1 PH Amb.	3 PH Amb.	1 PH Press.	3 PH Press.	Ind. Motor Fuses	Sealtite Wiring	Var Sp Controller	Polyester Coated Fins	Bronz-Glow Coating or ElectroFin Coil
208-230/1/60 with PSC Motors										
WSS008	2,315	-	-	-	-	-	799	-	218	3,049
WSS009	2,834	-	-	-	-	-	799	-	226	3,049
WSS010	3,042	-	-	-	-	-	799	-	244	3,049
WSS016	3,395	-	-	-	-	-	799	-	300	3,049
WSS024	6,189	-	-	-	-	825	799	-	365	3,049
WSS040	7,817	-	-	-	-	825	799	-	582	3,049
WSS049	9,555	561	-	1,023	-	1,077	1,421	-	655	4,562
WSS061	10,730	561	-	1,023	-	1,077	1,421	-	722	4,562
WSS070	12,272	561	-	1,023	-	1,077	1,421	-	874	6,084
WSS080	13,450	561	-	1,023	-	1,077	1,421	-	1,069	6,972
WSS105	15,508	782	-	1,291	-	1,336	1,467	-	1,185	9,126
WSS113	15,946	782	-	1,291	-	1,336	1,467	-	1,350	9,126
WSS133	17,411	782	-	1,291	-	1,336	1,467	-	1,531	9,126
208-230/1/60 with Variable Speed Motor										
WSS024SM	6,667	-	-	-	-	825	799	2,445	365	3,049
WSS040SM	8,297	-	-	-	-	825	799	2,445	582	3,049
WSS049SM	10,033	-	-	Call Factory	-	1,077	1,421	2,445	655	4,562
WSS061SM	11,208	-	-	Call Factory	-	1,077	1,421	2,445	722	4,562
WSS070SM	12,750	-	-	Call Factory	-	1,077	1,421	2,445	874	6,084
WSS080SM	13,928	-	-	Call Factory	-	1,077	1,421	2,445	1,069	6,972
WSS105SM	15,987	-	-	Call Factory	-	1,336	1,467	2,445	1,185	9,126
WSS113SM	16,425	-	-	Call Factory	-	1,336	1,467	2,445	1,350	9,126
WSS133SM	17,890	-	-	Call Factory	-	1,336	1,467	2,445	1,531	9,126
208-230/3/60 with Polyphase Motors										
WSS024	6,556	-	-	-	-	825	799	-		3,049
WSS040	8,103	-	-	-	-	825	799	-	582	3,049
WSS049	10,252	-	1,413	-	1,875	1,077	1,421	-	655	4,562
WSS061	11,305	-	1,413	-	1,875	1,077	1,421	-	722	4,562
WSS070	12,846	-	1,413	-	1,875	1,077	1,421	-	874	6,084
WSS080	14,026	-	1,413	-	1,875	1,077	1,421	-	1,069	6,972

Notes:

- For selection or sizing assistance, use Heatcraft software tool, THE HUB or contact your local Sales Representative or Account Engineer.
- Copper Fin Coils are available. Contact your Sales Representative or Account Engineer for more information.

1 - 26 Ton

Configurable Models & Options Pricing

Configurable Models, Factory-Installed Options, & List Prices

- Specify model motor voltage and type at time of order. 208-230/1/60 motors may be field converted to 230/3/60 power.
- Variable speed motor is on the header fan only; All other motors in a 1x2 or 1x3 are fixed speed motors that cycle on or off as needed. Must have variable speed controller (customer supplied or select factory-installed option). Ambient fan cycling is included in the factory-installed variable speed controller package.
- Standard Control Circuit Voltage is 230V unless otherwise specified. 24V & 115V are available at no additional cost. Specify control circuit voltage when ordering.
- Fan cycling pricing does not include control circuit transformer for 460V units. If needed, transformer can be ordered from ship-loose accessories.

Climate Control Config Model	List Price (\$US)	Factory-Installed Options List Price Adders (\$US)								
		Fan Cycling Options				Electrical Options			Coil Coatings	
		1 PH Amb.	3 PH Amb.	1 PH Press.	3 PH Press.	Ind. Motor Fuses	Sealtite Wiring	Var Sp Controller	Polyester Coated Fins	Bronz-Glow Coating or ElectroFin Coil
WSS105	16,377	-	1,743	-	2,258	1,336	1,467	-	1,185	9,126
WSS113	16,812	-	1,743	-	2,258	1,336	1,467	-	1,350	9,126
WSS133	18,275	-	1,743	-	2,258	1,336	1,467	-	1,531	9,126
208-230/3/60 with Variable Speed Motor										
WSS049SM	10,731	-	-	-	Call Factory	1,077	1,421	2,445	655	4,562
WSS061SM	11,783	-	-	-	Call Factory	1,077	1,421	2,445	722	4,562
WSS070SM	13,324	-	-	-	Call Factory	1,077	1,421	2,445	874	6,084
WSS080SM	14,504	-	-	-	Call Factory	1,077	1,421	2,445	1,069	6,972
WSS105SM	16,856	-	-	-	Call Factory	1,336	1,467	2,445	1,185	9,126
WSS113SM	17,290	-	-	-	Call Factory	1,336	1,467	2,445	1,350	9,126
WSS133SM	18,753	-	-	-	Call Factory	1,336	1,467	2,445	1,531	9,126
460/3/60 with Polyphase Motors										
WSS024	6,556	-	-	-	-	825	799	-	365	3,049
WSS040	8,103	-	-	-	-	825	799	-	582	3,049
WSS049	10,252	-	1,413	-	1,875	1,077	1,421	-	655	4,562
WSS061	11,305	-	1,413	-	1,875	1,077	1,421	-	722	4,562
WSS070	12,846	-	1,413	-	1,875	1,077	1,421	-	874	6,084
WSS080	14,026	-	1,413	-	1,875	1,077	1,421	-	1,069	6,972
WSS105	16,377	-	1,743	-	2,258	1,336	1,467	-	1,185	9,126
WSS113	16,812	-	1,743	-	2,258	1,336	1,467	-	1,350	9,126
WSS133	18,275	-	1,743	-	2,258	1,336	1,467	-	1,531	9,126
460/3/60 with Variable Speed Motor										
WSS049SM	10,731	-	-	-	Call Factory	1,077	1,421	2,445	655	4,562
WSS061SM	11,783	-	-	-	Call Factory	1,077	1,421	2,445	722	4,562
WSS070SM	13,324	-	-	-	Call Factory	1,077	1,421	2,445	874	6,084
WSS080SM	14,504	-	-	-	Call Factory	1,077	1,421	2,445	1,069	6,972
WSS105SM	16,856	-	-	-	Call Factory	1,336	1,467	2,445	1,185	9,126
WSS113SM	17,290	-	-	-	Call Factory	1,336	1,467	2,445	1,350	9,126
WSS133SM	18,753	-	-	-	Call Factory	1,336	1,467	2,445	1,531	9,126

Notes:

1. For selection or sizing assistance, use Heatcraft software tool, THE HUB or contact your local Sales Representative or Account Engineer.
2. Copper Fin Coils are available. Contact your Sales Representative or Account Engineer for more information.

Air-Cooled Condensers



1 - 26 Ton

Ship-Loose Accessories

Can't Find An Option or Accessory?

Other options and accessories might be available on a custom order basis. Please contact your local Sales Representative or Account Engineer for assistance.

Part Number	Description	Models Used On	List Price (\$US)	Notes
8980700-1	Discharge Air Gravity Damper	1x1	1,404	Includes 1 damper per fan cell
8980700-2	Discharge Air Gravity Dampers	1x2	2,808	Includes 1 damper per fan cell
8980700-3	Discharge Air Gravity Dampers	1x3	4,212	Includes 1 damper per fan cell
R038253919	Control Circuit Transformer	ALL	618	-

11 – 264 Ton

Overview



Product Description

These air-cooled condensers feature improved energy efficiency and low sound levels sought after by the supermarket and grocery industry. Traditional condensers using 1140 RPM motors offer high capacities, but cannot meet the low sound and energy efficiency standards demanded today by this industry. High capacities for operation along with the low sound and energy efficiency requirements are brought together in these units for a great fit for many applications. Choosing a model with the patented QuietEdge™ Fan Blade or Variable Speed EC motors makes this product qualified to be included in the **E Solutions™** product portfolio.

Certifications



Standard Features

- 10 fins per inch spacing standard. 8, 12, and 14 fins per inch spacing available as an option.
- Floating Tube™ coil design virtually eliminates tube sheet leaks
- Internal baffles provided between all fan cells
- Condensers up to 3 fans in length use 3/8" diameter tube to minimize refrigerant charge. Condensers 4 or more fans in length use 1/2" diameter tube to minimize refrigerant pressure drop
- Coated steel fan guards
- Weather resistant control panel with factory-mounted door interrupt disconnect switch
- 2-year warranty on product and 5-year warranty on Floating Tube™

Models with Rail-Mount Variable Speed EC Motors (VSEC)

- 830 or 1140 RPM maximum speeds, with capacities matching 830 or 1140 RPM fixed speed motor options
- 830 RPM Rail Mounted option meets California Title 24 energy efficiency standard

Models with Venturi-Mount Variable Speed EC Motors (VSEC)

- EC motor, swept fan blade and venturi incorporating integrated variable speed technology
- Broad capacity range from 16 to 264 tons
- Aluminum housing for an attractive appearance and corrosion protection, with painted galvanized steel, or galvanized steel as an option
- Side access panels for ease of cleaning coils
- 3-year warranty on EC motors

Models with 830 or 540 RPM Fixed Speed Motors

- Direct drive fan motors in 830 or 540 RPM
- The patented QuietEdge™ fan blade provides an unprecedented sound level of 49.6 dBA (540 RPM @ 10 ft.)
- Patented ServiceEase™ motor mount feature, allows for ease of motor service and reduces likelihood of damage to the coils during servicing
- Condenser coils incorporate the latest advancements in coil technology to provide maximum capacity
- Broader product range to address all applications — capacities ranging from 11 to 225 nominal tons
- Galvanized steel housing
- High efficiency, three-phase fan motors with ball bearings and internal overload protection

Models with 1140 RPM Fixed Speed Motors

- Direct drive fan motors
- Patented ServiceEase™ motor mount
- New, high efficiency condenser coil designed for optimum performance
- Expanded product range from 15 to 249 nominal tons
- Galvanized steel housing
- High efficiency, three-phase fan motors with ball bearings and internal overload protection

Nomenclature

C	N	H	S	04	A	050
Brand	Vintage	Model	Width	Fans	Model Identifier	Standard Capacity
C = Climate Control		H = 1140 RPM, 1.5 HP L = 830 RPM, 1.5 HP X = 830 RPM, 1.0 HP Q = 540 RPM, 0.5 HP E = Venturi-Mount VSEC Motor K = Rail-Mount VSEC Motor, 1140 RPM J = Rail-Mount VSEC Motor, 830 RPM	S = Single D = Double	# of Fans (01 - 14)		(MBH/°TD, R-22 @ 10 FPI)

11 – 264 Ton

Configurable Models Pricing

Need to customize?

- Look on page starting 177 for factory-installed fan cycling, electrical, and mechanical options.
- Look on page starting 181 for condenser fin and coil protection options.

Configurable Models, Motor Voltages, & List Prices

Specify model motor voltage at time of order

Climate Control Config Model	List Price by Motor Voltage (\$US)		Fan Config.	Notes
	208-230/3/60	460/3/60		
Models with VSEC Motors				
CNES01A008	18,701	18,701	1x1	-
CNES01A009	20,707	20,707	1x1	-
CNES02A011	32,017	32,017	1x2	-
CNES02A015	36,705	36,705	1x2	-
CNES02A018	40,139	40,139	1x2	-
CNES03A023	55,109	55,109	1x3	-
CNES03A027	60,273	60,273	1x3	-
CNES04A031	74,423	74,423	1x4	-
CNES04A036	80,359	80,359	1x4	-
CNES05A039	92,830	92,830	1x5	-
CNES05A047	102,128	102,128	1x5	-
CNES06A056	122,552	122,552	1x6	-
CNES07A065	142,732	142,732	1x7	-
CNED04A023	63,097	63,097	2x2	-
CNED04A031	73,484	73,484	2x2	-
CNED04A036	80,359	80,359	2x2	-
CNED06A046	110,203	110,203	2x3	-
CNED06A054	120,532	120,532	2x3	-
CNED08A062	147,352	147,352	2x4	Model has oversized electrical box.
CNED08A073	161,133	161,133	2x4	Model has oversized electrical box.
CNED10A079	186,003	186,003	2x5	Model has oversized electrical box.
CNED10A093	204,636	204,636	2x5	Model has oversized electrical box.
CNED12A112	245,502	245,502	2x6	Model has oversized electrical box.
CNED14A129	285,865	285,865	2x7	Model has oversized electrical box.
Models with 540 RPM (0.5HP) Motors				
CNQS01A005	8,586	8,586	1x1	-
CNQS01A006	10,285	10,285	1x1	-
CNQS02A008	14,207	14,207	1x2	-
CNQS02A010	19,049	19,049	1x2	-
CNQS02A011	21,377	21,377	1x2	-
CNQS03A016	29,739	29,739	1x3	-
CNQS03A017	33,098	33,098	1x3	-
CNQS04A021	40,270	40,270	1x4	-
CNQS04A023	44,753	44,753	1x4	-
CNQS05A026	50,868	50,868	1x5	-
CNQS05A029	56,472	56,472	1x5	-
CNQS06A034	68,214	68,214	1x6	-

Notes:

For sizing and selection assistance, use Heatcraft software tool, THE HUB or contact your local Sales Representative or Account Engineer.

11 – 264 Ton

Configurable Models Pricing

Need to customize?

- Look on page starting 177 for factory-installed fan cycling, electrical, and mechanical options.
- Look on page starting 181 for condenser fin and coil protection options.

Configurable Models, Motor Voltages, & List Prices

Specify model motor voltage at time of order

Climate Control Config Model	List Price by Motor Voltage (\$US)		Fan Config.	Notes
	208-230/3/60	460/3/60		
CNQS07A042	82,943	82,943	1x7	-
CNQD04A016	30,565	30,565	2x2	-
CNQD04A021	40,270	40,270	2x2	-
CNQD04A023	44,753	44,753	2x2	-
CNQD06A031	61,401	61,401	2x3	-
CNQD06A034	68,214	68,214	2x3	-
CNQD08A041	82,994	82,994	2x4	Model has oversized electrical box.
CNQD08A046	92,025	92,025	2x4	Model has oversized electrical box.
CNQD10A052	104,216	104,216	2x5	Model has oversized electrical box.
CNQD10A057	115,485	115,485	2x5	Model has oversized electrical box.
CNQD12A069	138,861	138,861	2x6	Model has oversized electrical box.
CNQD14A083	168,341	168,341	2x7	Model has oversized electrical box.
Models with 830 RPM (1.0HP) Motors				
CNXS01A006	8,631	8,631	1x1	-
CNXS01A008	10,443	10,443	1x1	-
CNXS02A010	13,991	13,991	1x2	-
CNXS02A013	19,155	19,155	1x2	-
CNXS02A015	22,285	22,285	1x2	-
CNXS03A020	29,414	29,414	1x3	-
CNXS03A023	34,131	34,131	1x3	-
CNXS04A026	39,673	39,673	1x4	-
CNXS04A030	45,931	45,931	1x4	-
CNXS05A033	49,900	49,900	1x5	-
CNXS05A038	57,728	57,728	1x5	-
CNXS06A045	69,594	69,594	1x6	-
CNXS07A052	79,902	79,902	1x7	-
CNXD04A020	29,276	29,276	2x2	-
CNXD04A026	39,657	39,657	2x2	-
CNXD04A030	45,949	45,949	2x2	-
CNXD06A039	60,140	60,140	2x3	-
CNXD06A045	69,576	69,576	2x3	-
CNXD08A052	80,991	80,991	2x4	Model has oversized electrical box.
CNXD08A061	93,578	93,578	2x4	Model has oversized electrical box.
CNXD10A066	101,478	101,478	2x5	Model has oversized electrical box.
CNXD10A076	117,209	117,209	2x5	Model has oversized electrical box.
CNXD12A091	140,838	140,838	2x6	Model has oversized electrical box.
CNXD14A104	161,483	161,483	2x7	Model has oversized electrical box.

Notes:

For sizing and selection assistance, use Heatcraft software tool, THE HUB or contact your local Sales Representative or Account Engineer.

11 – 264 Ton

Configurable Models Pricing

Need to customize?

- Look on page starting 177 for factory-installed fan cycling, electrical, and mechanical options.
- Look on page starting 181 for condenser fin and coil protection options.

Configurable Models, Motor Voltages, & List Prices

Specify model motor voltage at time of order

Climate Control Config Model	List Price by Motor Voltage (\$US)		Fan Config.	Notes
	208-230/3/60	460/3/60		
Models with 830 RPM (1.5HP) Motors				
CNLS01A007	9,635	9,635	1x1	-
CNLS01A008	11,392	11,392	1x1	-
CNLS02A010	14,448	14,448	1x2	-
CNLS02A014	19,862	19,862	1x2	-
CNLS02A016	23,029	23,029	1x2	-
CNLS03A021	29,800	29,800	1x3	-
CNLS03A024	34,573	34,573	1x3	-
CNLS04A028	39,673	39,673	1x4	-
CNLS04A032	46,069	46,069	1x4	-
CNLS05A035	50,548	50,548	1x5	-
CNLS05A042	59,284	59,284	1x5	-
CNLS06A050	71,076	71,076	1x6	-
CNLS07A055	78,386	78,386	1x7	-
CNLD04A020	28,862	28,862	2x2	-
CNLD04A028	39,674	39,674	2x2	-
CNLD04A032	46,069	46,069	2x2	-
CNLD06A042	59,530	59,530	2x3	-
CNLD06A048	69,047	69,047	2x3	-
CNLD08A056	79,711	79,711	2x4	Model has oversized electrical box.
CNLD08A065	92,459	92,459	2x4	Model has oversized electrical box.
CNLD10A071	101,397	101,397	2x5	Model has oversized electrical box.
CNLD10A083	118,821	118,821	2x5	Model has oversized electrical box.
CNLD12A100	142,486	142,486	2x6	Model has oversized electrical box.
CNLD14A110	157,092	157,092	2x7	Model has oversized electrical box.
Models with 1140 RPM (1.5HP) Motors				
CNHS01A007	9,826	9,826	1x1	-
CNHS01A009	11,775	11,775	1x1	-
CNHS02A011	14,426	14,426	1x2	-
CNHS02A015	18,977	18,977	1x2	-
CNHS02A017	22,314	22,314	1x2	-
CNHS03A022	28,514	28,514	1x3	-
CNHS03A026	33,530	33,530	1x3	-
CNHS04A029	38,935	38,935	1x4	-
CNHS04A034	44,702	44,702	1x4	-
CNHS05A037	48,483	48,483	1x5	-
CNHS05A044	57,507	57,507	1x5	-

Notes:

For sizing and selection assistance, use Heatcraft software tool, THE HUB or contact your local Sales Representative or Account Engineer.

11 – 264 Ton

Configurable Models Pricing

Need to customize?

- Look on page starting 177 for factory-installed fan cycling, electrical, and mechanical options.
- Look on page starting 181 for condenser fin and coil protection options.

Configurable Models, Motor Voltages, & List Prices

Specify model motor voltage at time of order

Climate Control Config Model	List Price by Motor Voltage (\$US)		Fan Config.	Notes
	208-230/3/60	460/3/60		
CNHS06A053	69,008	69,008	1x6	-
CNHS07A061	80,271	80,271	1x7	-
CNHD04A021	27,943	27,943	2x2	-
CNHD04A029	38,027	38,027	2x2	-
CNHD04A034	44,702	44,702	2x2	-
CNHD06A044	57,018	57,018	2x3	-
CNHD06A051	67,046	67,046	2x3	-
CNHD08A058	76,441	76,441	2x4	Model has oversized electrical box.
CNHD08A068	89,817	89,817	2x4	Model has oversized electrical box.
CNHD10A074	97,309	97,309	2x5	Model has oversized electrical box.
CNHD10A088	115,398	115,398	2x5	Model has oversized electrical box.
CNHD12A106	138,415	138,415	2x6	Model has oversized electrical box.
CNHD14A122	160,939	160,939	2x7	Model has oversized electrical box.

Notes:

For sizing and selection assistance, use Heatcraft software tool, THE HUB or contact your local Sales Representative or Account Engineer.

11 – 264 Ton

Configurable Models Pricing

Need to customize?

- Look on page starting 177 for factory-installed fan cycling, electrical, and mechanical options.
- Look on page starting 181 for condenser fin and coil protection options.

Configurable Models, Motor Voltages, & List Prices

Specify model motor voltage at time of order

Climate Control Config Model	List Price by Motor Voltage (\$US)		Fan Config.	Notes
	208-230/3/60	460/3/60		
Models with Rail-Mount VSEC (1140 RPM) Motors				
CNKS01A007	16,039	16,039	1x1	-
CNKS01A009	18,028	18,028	1x1	-
CNKS02A011	26,739	26,739	1x2	-
CNKS02A015	31,387	31,387	1x2	-
CNKS02A017	34,793	34,793	1x2	-
CNKS03A022	47,130	47,130	1x3	-
CNKS03A026	52,250	52,250	1x3	-
CNKS04A029	63,777	63,777	1x4	-
CNKS04A034	69,662	69,662	1x4	-
CNKS05A037	79,525	79,525	1x5	-
CNKS05A044	88,740	88,740	1x5	-
CNKS06A053	106,488	106,488	1x6	-
CNKS07A061	123,994	123,994	1x7	-
CNKD04A021	52,551	52,551	2x2	-
CNKD04A029	62,846	62,846	2x2	-
CNKD04A034	69,662	69,662	2x2	-
CNKD06A044	94,247	94,247	2x3	-
CNKD06A051	104,485	104,485	2x3	-
CNKD08A058	126,079	126,079	2x4	Model has oversized electrical box.
CNKD08A068	139,738	139,738	2x4	Model has oversized electrical box.
CNKD10A074	159,395	159,395	2x5	Model has oversized electrical box.
CNKD10A088	177,865	177,865	2x5	Model has oversized electrical box.
CNKD12A106	213,376	213,376	2x6	Model has oversized electrical box.
CNKD14A122	248,388	248,388	2x7	Model has oversized electrical box.
Models with Rail-Mount VSEC (830 RPM) Motors				
CNJS01A007	15,981	15,981	1x1	-
CNJS01A008	17,913	17,913	1x1	-
CNJS02A010	26,745	26,745	1x2	-
CNJS02A014	31,651	31,651	1x2	-
CNJS02A016	35,007	35,007	1x2	-
CNJS03A021	47,515	47,515	1x3	-
CNJS03A024	52,562	52,562	1x3	-
CNJS04A028	63,998	63,998	1x4	-
CNJS04A032	70,072	70,072	1x4	-
CNJS05A035	80,146	80,146	1x5	-
CNJS05A042	89,274	89,274	1x5	-
CNJS06A050	107,110	107,110	1x6	-

Notes:

For sizing and selection assistance, use Heatcraft software tool, THE HUB or contact your local Sales Representative or Account Engineer.

11 – 264 Ton

Configurable Models Pricing

Need to customize?

- Look on page starting 177 for factory-installed fan cycling, electrical, and mechanical options.
- Look on page starting 181 for condenser fin and coil protection options.

Configurable Models, Motor Voltages, & List Prices

Specify model motor voltage at time of order

Climate Control Config Model	List Price by Motor Voltage (\$US)		Fan Config.	Notes
	208-230/3/60	460/3/60		
CNJS07A055	123,429	123,429	1x7	-
CNJD04A020	52,826	52,826	2x2	-
CNJD04A028	63,342	63,342	2x2	-
CNJD04A032	70,072	70,072	2x2	-
CNJD06A042	95,001	95,001	2x3	-
CNJD06A048	105,086	105,086	2x3	-
CNJD08A056	127,060	127,060	2x4	Model has oversized electrical box.
CNJD08A065	140,531	140,531	2x4	Model has oversized electrical box.
CNJD10A071	160,622	160,622	2x5	Model has oversized electrical box.
CNJD10A083	178,893	178,893	2x5	Model has oversized electrical box.
CNJD12A100	214,598	214,598	2x6	Model has oversized electrical box.
CNJD14A110	247,234	247,234	2x7	Model has oversized electrical box.

Notes:

For sizing and selection assistance, use Heatcraft software tool, THE HUB or contact your local Sales Representative or Account Engineer.

11 – 264 Ton

Options Pricing - Rail-Mounted VSEC Models

Can't Find An Option?

Other options and accessories might be available on a custom order basis. Please contact your local Sales Representative or Account Engineer for assistance.

Factory-Installed Fan Cycling, Electrical, and Mechanical Options

- Motors are 208-230/3/60 or 460/3/60.
- Power outlet is supplied unwired.
- Fused disconnect option is only available on units with an MOP of 60 or less. Please see accompanying technical specifications.

Option Code	Option Description	List Price Adder by Fan Configuration (US\$)												
		1x1	1x2	1x3	1x4	1x5	1x6	1x7	2x2	2x3	2x4	2x5	2x6	2x7
Fan Cycling Options														
FC.019	Proportional Pressure Control	2,331	2,331	2,331	2,331	2,331	2,331	2,331	2,331	4,659	4,659	4,659	4,659	4,659
Electrical Options														
DISC.002	Fused Disconnect	255	508	744	1,021	1,276	1,528	1,786	1,021	1,528	2,043	2,553	3,057	3,570
MP.002	Individual Motor Fuses	255	510	765	1,020	1,275	1,530	1,785	1,020	1,530	2,040	2,550	3,060	3,570
MP.004	Paired Motor Fuses	-	-	-	-	-	-	-	510	765	1,020	1,275	1,530	1,785
MP.003	Individual Circuit Breakers (230V or 460V)	508	1,016	1,524	2,032	2,540	3,048	3,556	2,032	3,048	4,064	5,080	6,096	7,112
MP.005	Paired Circuit Breakers (230V or 460V)	-	-	-	-	-	-	-	1,015	1,525	2,032	2,540	3,048	3,508
MTB.001	Individual Motor Terminal Boards	178	357	534	713	891	1,069	1,241	713	1,069	1,426	1,782	2,411	2,763
MTB.002	Paired Motor Terminal Boards	-	-	-	-	-	-	-	357	534	713	891	1,069	1,241
PO.001	Power Outlet (115V)	355	355	355	355	355	355	355	355	355	355	355	355	355
Mechanical Options														
CM.002	Aluminum Cabinet	283	566	849	1,132	1,415	1,698	1,981	1,132	1,698	2,264	2,830	3,396	3,962
CM.003	Pre-Painted Steel Cabinet	283	566	849	1,132	1,415	1,698	1,981	1,132	1,698	2,264	2,830	3,396	3,962
CM.004	Coil Access Panels, Galv	568	1,136	1,704	2,272	2,840	3,408	3,976	2,272	3,408	4,544	5,680	6,816	7,952
CM.005	Coil Access Panels, Aluminum	568	1,136	1,704	2,272	2,840	3,408	3,976	2,272	3,408	4,544	5,680	6,816	7,952
CM.006	Coil Access Panels, Painted Steel	568	1,136	1,704	2,272	2,840	3,408	3,976	2,272	3,408	4,544	5,680	6,816	7,952
VEN.002	Hinged Venturi	603	1,206	1,809	2,412	3,015	3,618	4,221	2,412	3,618	4,824	6,030	7,236	8,442
LEGS.002	Extended Legs, 30"	127	127	255	191	382	447	510	127	255	191	382	447	510
LEGS.003	Extended Legs, 36"	127	127	255	191	382	447	510	127	255	191	382	447	510
LEGS.004	Extended Legs, 42"	127	127	255	191	382	447	510	127	255	191	382	447	510
LEGS.005	Unit Frame, Std. Legs, 20"	1,804	2,602	3,403	4,874	5,898	7,034	7,855	2,602	3,403	4,874	5,898	7,034	8,169
LEGS.006	Unit Frame, Ext. Legs, 42"	1,929	2,857	3,785	5,382	6,533	7,799	8,715	2,857	3,785	5,382	6,533	7,799	9,062
LEGS.007	Paratemp, 20"	-	64	-	320	-	-	-	64	-	320	-	-	-
LEGS.008	Paratemp, Extended Legs, 30"	-	191	-	512	-	-	-	191	-	512	-	-	-
LEGS.009	Paratemp, Extended Legs, 36"	-	191	-	512	-	-	-	191	-	512	-	-	-
LEGS.010	Paratemp, Extended Legs, 42"	-	191	-	512	-	-	-	191	-	512	-	-	-
HM.00X	Connection Manifold (shipped-loose)	-	-	-	-	-	-	-	1,310	1,702	1,737	1,915	1,985	2,197

11 – 264 Ton

Options Pricing - Venturi-Mounted VSEC Models

Can't Find An Option?

Other options and accessories might be available on a custom order basis. Please contact your local Sales Representative or Account Engineer for assistance.

Factory-Installed Fan Cycling, Electrical, and Mechanical Options

- Motors are 208-230/3/60 or 460/3/60.
- Power outlet is supplied unwired.
- Fused disconnect option is only available on units with an MOP of 60 or less. Please see accompanying technical specifications.

Option Code	Option Description	List Price Adder by Fan Configuration (US\$)												
		1x1	1x2	1x3	1x4	1x5	1x6	1x7	2x2	2x3	2x4	2x5	2x6	2x7
Fan Cycling Options														
FC.019	Proportional Pressure Control	2,331	2,331	2,331	2,331	2,331	2,331	2,331	2,331	4,659	4,659	4,659	4,659	4,659
Electrical Options														
DISC.002	Fused Disconnect	255	508	744	1,021	1,276	1,528	1,786	1,021	1,528	2,043	2,553	3,057	3,570
MP.002	Individual Motor Fuses	255	510	765	1,020	1,275	1,530	1,785	1,020	1,530	2,040	2,550	3,060	3,570
MP.004	Paired Motor Fuses	-	-	-	-	-	-	-	510	765	1,020	1,275	1,530	1,785
MP.003	Individual Circuit Breakers (230V or 460V)	508	1,016	1,524	2,032	2,540	3,048	3,556	2,032	3,048	4,064	5,080	6,096	7,112
MP.005	Paired Circuit Breakers (230V or 460V)	-	-	-	-	-	-	-	1,015	1,525	2,032	2,540	3,048	3,508
MTB.001	Individual Motor Terminal Boards	178	357	534	713	891	1,069	1,241	708	1,064	1,426	1,782	2,411	2,763
MTB.002	Paired Motor Terminal Boards	-	-	-	-	-	-	-	355	531	713	891	1,069	1,241
PO.001	Power Outlet (115V)	355	355	355	355	355	355	355	355	355	355	355	355	355
Mechanical Options														
CM.004	Galvanized Cabinet w/ Side Access	-283	-566	-849	-1,132	-1,415	-1,698	-1,981	-1,132	-1,698	-2,264	-2,830	-3,396	-3,962
LEGS.002	Extended Legs, 30"	127	127	255	191	382	447	510	127	255	191	382	447	510
LEGS.003	Extended Legs, 36"	127	127	255	191	382	447	510	127	255	191	382	447	510
LEGS.004	Extended Legs, 42"	127	127	255	191	382	447	510	127	255	191	382	447	510
LEGS.005	Unit Frame, Std. Legs, 20"	1,804	2,602	3,403	4,874	5,898	7,034	7,855	2,602	3,403	4,874	5,898	7,034	8,169
LEGS.006	Unit Frame, Ext. Legs, 42"	1,929	2,857	3,785	5,382	6,533	7,799	8,715	2,857	3,785	5,382	6,533	7,799	9,062
LEGS.007	Paratemp, 20"	-	64	-	320	-	-	-	64	-	320	-	-	-
LEGS.008	Paratemp, Extended Legs, 30"	-	191	-	512	-	-	-	191	-	512	-	-	-
LEGS.009	Paratemp, Extended Legs, 36"	-	191	-	512	-	-	-	191	-	512	-	-	-
LEGS.010	Paratemp, Extended Legs, 42"	-	191	-	512	-	-	-	191	-	512	-	-	-
HM.00X	Connection Manifold (shipped-loose)	-	-	-	-	-	-	-	1,310	1,702	1,737	1,915	1,985	2,197

11 – 264 Ton

Options Pricing - Fixed Speed Models

Can't Find An Option?

Other options and accessories might be available on a custom order basis. Please contact your local Sales Representative or Account Engineer for assistance.

Factory-Installed Fan Cycling, Electrical, and Mechanical Options

- Fans are cycled in pairs on double wide units.
- Pressure fan cycling and variable speed control options are not available on multi-circuited units.
- Variable speed motor is on fan closest to header only.
- Variable speed motors have a full speed RPM of 1140 and are typically used on condensers that have either 1140RPM or 830RPM 1.5HP fixed speed motors. For condensers with 830RPM 1HP or 540RPM motors, contact factory for assistance.
- Motor terminal boards are not available on units with fan cycling.
- When ordering toggle switch option, please specify whether switches are to be internally or externally mounted.
- Fused disconnect option is only available on units with an MOP of 60 or less. Please see accompanying technical specifications.
- Power outlet is supplied unwired.
- Fan cycling kit does not include control circuit transformer. Optional factory installed control transformers are available to convert 460V main power supplies to 230V, 115V or 24V control power or 230V main power to 115V or 24V control power.

Option Code	Option Description	List Price Adder by Fan Configuration (US\$)													
		1x1	1x2	1x3	1x4	1x5	1x6	1x7	2x2	2x3	2x4	2x5	2x6	2x7	
Fan Cycling Options (Must Select Fan Cycling and Contactor Option)															
FCC.004	Individual Motor Contactors: 230V, 115V, or 24V	255	510	765	1,020	1,275	1,530	1,785	1,020	1,530	2,040	2,550	3,060	3,570	
FCC.001	Paired Motor Contactors: 230V, 115V, or 24V	-	-	-	-	-	-	-	510	765	1,020	1,275	1,530	1,785	
FC.003	Ambient Fan Cycling	-	979	1,320	1,758	2,197	2,637	3,075	979	1,320	1,758	2,197	2,637	3,075	
FC.004	Pressure Fan Cycling Mech. w/o Header	-	1,477	1,617	2,154	2,694	3,233	3,771	1,477	1,617	2,154	2,694	3,233	3,771	
FC.006	Pressure Fan Cycling Mech. w/ Header	1,733	1,870	2,411	2,949	3,488	4,027	4,564	1,870	2,411	2,949	3,488	4,027	4,564	
FC.005	Pressure Fan Cycling Elec. w/o Header	-	1,533	1,922	3,192	4,463	5,732	6,734	1,533	1,922	3,192	4,463	5,732	6,734	
FC.007	Pressure Fan Cycling Elec. w/ Header	1,790	2,177	3,448	4,716	5,989	6,978	8,199	2,177	3,448	4,716	5,989	6,978	8,199	
FC.008	Variable Speed with Ambient	2,481	2,814	3,163	3,602	4,042	4,481	4,920	2,814	3,163	3,602	4,042	4,481	4,920	
FC.010	Variable Speed with Pressure (Mech.)	2,912	3,127	3,459	3,996	4,537	5,077	5,614	3,127	3,459	3,996	4,537	5,077	5,614	
FC.011	Variable Speed with Pressure (Elec.)	3,084	3,417	3,764	5,035	6,305	7,282	8,506	3,417	3,764	5,035	6,305	7,282	8,506	
FC.014	Microprocessor Relay Board	3,049	3,049	3,049	3,049	3,049	3,049	3,049	3,049	3,049	3,049	3,049	3,049	3,049	
FC.015	Microprocessor Relay Board w/ Split	-	-	-	-	-	-	-	3,294	3,294	3,294	3,294	3,294	3,294	
Electrical Options															
CV.002	Control Circuit Transformer: 230V, 115V, or 24V	603	603	603	603	603	603	603	603	603	603	603	603	603	
MP.002	Individual Motor Fuses	255	510	765	1,020	1,275	1,530	1,785	1,020	1,530	2,040	2,550	3,060	3,570	
MP.004	Paired Motor Fuses	-	-	-	-	-	-	-	510	765	1,020	1,275	1,530	1,785	
MP.003	Individual Circuit Breakers (230V or 460V)	508	1,016	1,524	2,032	2,540	3,048	3,556	2,032	3,048	4,064	5,080	6,096	7,112	
MP.005	Paired Circuit Breakers (230V or 460V)	-	-	-	-	-	-	-	1,015	1,525	2,032	2,540	3,048	3,508	
MTB.001	Individual Motor Terminal Boards	178	357	534	713	891	1,069	1,241	713	1,069	1,426	1,782	2,411	2,763	
MTB.002	Paired Motor Terminal Boards	-	-	-	-	-	-	-	357	534	713	891	1,069	1,241	
FCS.002	Fan Toggle Switches	106	214	317	424	531	639	744	424	639	852	1,064	1,271	1,488	
FCS.004	Paired Fan Toggle Switches	-	-	-	-	-	-	-	214	317	424	531	639	744	
DISC.002	Fused Disconnect	255	508	744	1,021	1,276	1,528	1,786	1,021	1,528	2,043	2,553	3,057	3,570	
COND.001	Sealtite Wiring to Motor Rail	221	275	417	560	693	834	974	560	834	1,112	1,394	1,672	1,939	
COND.002	Sealtite Wiring to Electrical Box	736	1,475	2,212	2,949	3,685	4,426	5,162	2,949	4,425	5,898	7,090	8,507	9,926	
PO.001	Power Outlet (115V)	355	355	355	355	355	355	355	355	355	355	355	355	355	
Mechanical Options															
CM.002	Aluminum Cabinet	283	566	849	1,132	1,415	1,698	1,981	1,132	1,698	2,264	2,830	3,396	3,962	
CM.003	Pre-Painted Steel Cabinet	283	566	849	1,132	1,415	1,698	1,981	1,132	1,698	2,264	2,830	3,396	3,962	
CM.004	Coil Access Panels, Galv	568	1,136	1,704	2,272	2,840	3,408	3,976	2,272	3,408	4,544	5,680	6,816	7,952	
CM.005	Coil Access Panels, Aluminum	568	1,136	1,704	2,272	2,840	3,408	3,976	2,272	3,408	4,544	5,680	6,816	7,952	

11 – 264 Ton

Options Pricing - Fixed Speed Models

Can't Find An Option?

Other options and accessories might be available on a custom order basis. Please contact your local Sales Representative or Account Engineer for assistance.

Factory-Installed Fan Cycling, Electrical, and Mechanical Options

- Fans are cycled in pairs on double wide units.
- Pressure fan cycling and variable speed control options are not available on multi-circuited units.
- Variable speed motor is on fan closest to header only.
- Variable speed motors have a full speed RPM of 1140 and are typically used on condensers that have either 1140RPM or 830RPM 1.5HP fixed speed motors. For condensers with 830RPM 1HP or 540RPM motors, contact factory for assistance.
- Motor terminal boards are not available on units with fan cycling.
- When ordering toggle switch option, please specify whether switches are to be internally or externally mounted.
- Fused disconnect option is only available on units with an MOP of 60 or less. Please see accompanying technical specifications.
- Power outlet is supplied unwired.
- Fan cycling kit does not include control circuit transformer. Optional factory installed control transformers are available to convert 460V main power supplies to 230V, 115V or 24V control power or 230V main power to 115V or 24V control power.

Option Code	Option Description	List Price Adder by Fan Configuration (US\$)													
		1x1	1x2	1x3	1x4	1x5	1x6	1x7	2x2	2x3	2x4	2x5	2x6	2x7	
CM.006	Coil Access Panels, Painted Steel	568	1,136	1,704	2,272	2,840	3,408	3,976	2,272	3,408	4,544	5,680	6,816	7,952	
VEN.002	Hinged Venturi	603	1,206	1,809	2,412	3,015	3,618	4,221	2,412	3,618	4,824	6,030	7,236	8,442	
LEGS.002	Extended Legs, 30"	127	127	255	191	382	447	510	127	255	191	382	447	510	
LEGS.003	Extended Legs, 36"	127	127	255	191	382	447	510	127	255	191	382	447	510	
LEGS.004	Extended Legs, 42"	127	127	255	191	382	447	510	127	255	191	382	447	510	
LEGS.005	Unit Frame, Std. Legs, 20"	1,804	2,602	3,403	4,874	5,898	7,034	7,855	2,602	3,403	4,874	5,898	7,034	8,169	
LEGS.006	Unit Frame, Ext. Legs, 42"	1,929	2,857	3,785	5,382	6,533	7,799	9,062	2,857	3,785	5,382	6,533	7,799	9,062	
LEGS.007	Paratemp, 20"	-	64	-	320	-	-	-	64	-	320	-	-	-	
LEGS.008	Paratemp, Extended Legs, 30"	-	191	-	512	-	-	-	191	-	512	-	-	-	
LEGS.009	Paratemp, Extended Legs, 36"	-	191	-	512	-	-	-	191	-	512	-	-	-	
LEGS.010	Paratemp, Extended Legs, 42"	-	191	-	512	-	-	-	191	-	512	-	-	-	
HM.00X	Connection Manifold (shipped-loose)	-	-	-	-	-	-	-	1,310	1,702	1,737	1,915	1,985	2,197	

11 – 264 Ton

Coil Options Pricing - All Models

Can't Find An Option?

Other options and accessories might be available on a custom order basis. Please contact your local Sales Representative or Account Engineer for assistance.

Condenser Fin and Coil Protection Options

Standard Fins Per Inch is 10. 8 FPI reduces the capacity of a model and 12 FPI and 14 FPI increase the capacity of a model.

Climate Control Config Model	List Price Adder (\$US)							
	Fins Per Inch (FPI) Options				Coil Protection Options			
	8 FPI	10 FPI	12 FPI	14 FPI	Polyester Fin Protection	ElectroFin Coils	Bronz-Glow Coating	Copper Fin Coil
Models with Venturi-Mount VSEC Motors								
CNES01A008	-425	Standard	425	853	990	Call Factory	Call Factory	Call Factory
CNES01A009	-425	Standard	425	853	1,309	Call Factory	Call Factory	Call Factory
CNES02A011	-850	Standard	850	1,706	1,332	Call Factory	Call Factory	Call Factory
CNES02A015	-853	Standard	853	1,705	1,596	Call Factory	Call Factory	Call Factory
CNES02A018	-853	Standard	853	1,705	2,593	Call Factory	Call Factory	Call Factory
CNES03A023	-1,278	Standard	1,278	2,557	2,944	Call Factory	Call Factory	Call Factory
CNES03A027	-1,278	Standard	1,278	2,557	4,202	Call Factory	Call Factory	Call Factory
CNES04A031	-1,705	Standard	1,705	3,407	4,440	Call Factory	Call Factory	Call Factory
CNES04A036	-1,705	Standard	1,705	3,407	5,921	Call Factory	Call Factory	Call Factory
CNES05A039	-2,130	Standard	2,130	4,260	5,542	Call Factory	Call Factory	Call Factory
CNES05A047	-2,130	Standard	2,130	4,260	7,388	Call Factory	Call Factory	Call Factory
CNES06A056	-2,557	Standard	2,557	5,113	8,870	Call Factory	Call Factory	Call Factory
CNES07A065	-2,982	Standard	2,982	5,965	10,351	Call Factory	Call Factory	Call Factory
CNED04A023	-1,700	Standard	1,700	3,412	2,659	Call Factory	Call Factory	Call Factory
CNED04A031	-1,705	Standard	1,705	3,407	3,925	Call Factory	Call Factory	Call Factory
CNED04A036	-1,705	Standard	1,705	3,407	5,186	Call Factory	Call Factory	Call Factory
CNED06A046	-2,557	Standard	2,557	5,113	5,886	Call Factory	Call Factory	Call Factory
CNED06A054	-2,557	Standard	2,557	5,113	8,403	Call Factory	Call Factory	Call Factory
CNED08A062	-3,407	Standard	3,407	6,817	8,882	Call Factory	Call Factory	Call Factory
CNED08A073	-3,407	Standard	3,407	6,817	11,841	Call Factory	Call Factory	Call Factory
CNED10A079	-4,260	Standard	4,260	8,521	11,084	Call Factory	Call Factory	Call Factory
CNED10A093	-4,260	Standard	4,260	8,521	14,781	Call Factory	Call Factory	Call Factory
CNED12A112	-5,113	Standard	5,113	10,225	17,741	Call Factory	Call Factory	Call Factory
CNED14A129	-5,965	Standard	5,965	11,929	20,700	Call Factory	Call Factory	Call Factory
Models with 540 RPM (0.5HP) Motors								
CNQS01A005	-425	Standard	425	853	990	Call Factory	Call Factory	Call Factory
CNQS01A006	-425	Standard	425	853	1,309	Call Factory	Call Factory	Call Factory
CNQS02A008	-850	Standard	850	1,706	1,332	Call Factory	Call Factory	Call Factory
CNQS02A010	-853	Standard	853	1,705	1,596	Call Factory	Call Factory	Call Factory
CNQS02A011	-853	Standard	853	1,705	2,593	Call Factory	Call Factory	Call Factory
CNQS03A016	-1,278	Standard	1,278	2,557	2,944	Call Factory	Call Factory	Call Factory
CNQS03A017	-1,278	Standard	1,278	2,557	4,202	Call Factory	Call Factory	Call Factory
CNQS04A021	-1,705	Standard	1,705	3,407	4,440	Call Factory	Call Factory	Call Factory
CNQS04A023	-1,705	Standard	1,705	3,407	5,921	Call Factory	Call Factory	Call Factory
CNQS05A026	-2,130	Standard	2,130	4,260	5,542	Call Factory	Call Factory	Call Factory
CNQS05A029	-2,130	Standard	2,130	4,260	7,388	Call Factory	Call Factory	Call Factory
CNQS06A034	-2,557	Standard	2,557	5,113	8,870	Call Factory	Call Factory	Call Factory

11 – 264 Ton

Coil Options Pricing - All Models

Can't Find An Option?

Other options and accessories might be available on a custom order basis. Please contact your local Sales Representative or Account Engineer for assistance.

Condenser Fin and Coil Protection Options

Standard Fins Per Inch is 10. 8 FPI reduces the capacity of a model and 12 FPI and 14 FPI increase the capacity of a model.

Climate Control Config Model	List Price Adder (\$US)							
	Fins Per Inch (FPI) Options				Coil Protection Options			
	8 FPI	10 FPI	12 FPI	14 FPI	Polyester Fin Protection	ElectroFin Coils	Bronz-Glow Coating	Copper Fin Coil
CNQS07A042	-2,982	Standard	2,982	5,965	10,351	Call Factory	Call Factory	Call Factory
CNQD04A016	-1,700	Standard	1,700	3,412	2,659	Call Factory	Call Factory	Call Factory
CNQD04A021	-1,705	Standard	1,705	3,407	3,925	Call Factory	Call Factory	Call Factory
CNQD04A023	-1,705	Standard	1,705	3,407	5,186	Call Factory	Call Factory	Call Factory
CNQD06A031	-2,557	Standard	2,557	5,113	5,886	Call Factory	Call Factory	Call Factory
CNQD06A034	-2,557	Standard	2,557	5,113	8,403	Call Factory	Call Factory	Call Factory
CNQD08A041	-3,407	Standard	3,407	6,817	8,882	Call Factory	Call Factory	Call Factory
CNQD08A046	-3,407	Standard	3,407	6,817	11,841	Call Factory	Call Factory	Call Factory
CNQD10A052	-4,260	Standard	4,260	8,521	11,084	Call Factory	Call Factory	Call Factory
CNQD10A057	-4,260	Standard	4,260	8,521	14,781	Call Factory	Call Factory	Call Factory
CNQD12A069	-5,113	Standard	5,113	10,225	17,741	Call Factory	Call Factory	Call Factory
CNQD14A083	-5,965	Standard	5,965	11,929	20,700	Call Factory	Call Factory	Call Factory
Models with 830 RPM (1.0HP) Motors								
CNXS01A006	-425	Standard	425	853	990	Call Factory	Call Factory	Call Factory
CNXS01A008	-425	Standard	425	853	1,309	Call Factory	Call Factory	Call Factory
CNXS02A010	-850	Standard	850	1,706	1,332	Call Factory	Call Factory	Call Factory
CNXS02A013	-853	Standard	853	1,705	1,596	Call Factory	Call Factory	Call Factory
CNXS02A015	-853	Standard	853	1,705	2,593	Call Factory	Call Factory	Call Factory
CNXS03A020	-1,278	Standard	1,278	2,557	2,944	Call Factory	Call Factory	Call Factory
CNXS03A023	-1,278	Standard	1,278	2,557	4,202	Call Factory	Call Factory	Call Factory
CNXS04A026	-1,705	Standard	1,705	3,407	4,440	Call Factory	Call Factory	Call Factory
CNXS04A030	-1,705	Standard	1,705	3,407	5,921	Call Factory	Call Factory	Call Factory
CNXS05A033	-2,130	Standard	2,130	4,260	5,542	Call Factory	Call Factory	Call Factory
CNXS05A038	-2,130	Standard	2,130	4,260	7,388	Call Factory	Call Factory	Call Factory
CNXS06A045	-2,557	Standard	2,557	5,113	8,870	Call Factory	Call Factory	Call Factory
CNXS07A052	-2,982	Standard	2,982	5,965	10,351	Call Factory	Call Factory	Call Factory
CNXD04A020	-1,700	Standard	1,700	3,412	2,659	Call Factory	Call Factory	Call Factory
CNXD04A026	-1,705	Standard	1,705	3,407	3,925	Call Factory	Call Factory	Call Factory
CNXD04A030	-1,705	Standard	1,705	3,407	5,186	Call Factory	Call Factory	Call Factory
CNXD06A039	-2,557	Standard	2,557	5,113	5,886	Call Factory	Call Factory	Call Factory
CNXD06A045	-2,557	Standard	2,557	5,113	8,403	Call Factory	Call Factory	Call Factory
CNXD08A052	-3,407	Standard	3,407	6,817	8,882	Call Factory	Call Factory	Call Factory
CNXD08A061	-3,407	Standard	3,407	6,817	11,841	Call Factory	Call Factory	Call Factory
CNXD10A066	-4,260	Standard	4,260	8,521	11,084	Call Factory	Call Factory	Call Factory
CNXD10A076	-4,260	Standard	4,260	8,521	14,781	Call Factory	Call Factory	Call Factory
CNXD12A091	-5,113	Standard	5,113	10,225	17,741	Call Factory	Call Factory	Call Factory
CNXD14A104	-5,965	Standard	5,965	11,929	20,700	Call Factory	Call Factory	Call Factory

11 – 264 Ton

Coil Options Pricing - All Models

Can't Find An Option?

Other options and accessories might be available on a custom order basis. Please contact your local Sales Representative or Account Engineer for assistance.

Condenser Fin and Coil Protection Options

Standard Fins Per Inch is 10. 8 FPI reduces the capacity of a model and 12 FPI and 14 FPI increase the capacity of a model.

Climate Control Config Model	List Price Adder (\$US)							
	Fins Per Inch (FPI) Options				Coil Protection Options			
	8 FPI	10 FPI	12 FPI	14 FPI	Polyester Fin Protection	ElectroFin Coils	Bronz-Glow Coating	Copper Fin Coil
Models with 830 RPM (1.5HP) Motors								
CNLS01A007	-425	Standard	425	853	990	Call Factory	Call Factory	Call Factory
CNLS01A008	-425	Standard	425	853	1,309	Call Factory	Call Factory	Call Factory
CNLS02A010	-850	Standard	850	1,706	1,332	Call Factory	Call Factory	Call Factory
CNLS02A014	-853	Standard	853	1,705	1,596	Call Factory	Call Factory	Call Factory
CNLS02A016	-853	Standard	853	1,705	2,593	Call Factory	Call Factory	Call Factory
CNLS03A021	-1,278	Standard	1,278	2,557	2,944	Call Factory	Call Factory	Call Factory
CNLS03A024	-1,278	Standard	1,278	2,557	4,202	Call Factory	Call Factory	Call Factory
CNLS04A028	-1,705	Standard	1,705	3,407	4,440	Call Factory	Call Factory	Call Factory
CNLS04A032	-1,705	Standard	1,705	3,407	5,921	Call Factory	Call Factory	Call Factory
CNLS05A035	-2,130	Standard	2,130	4,260	5,542	Call Factory	Call Factory	Call Factory
CNLS05A042	-2,130	Standard	2,130	4,260	7,388	Call Factory	Call Factory	Call Factory
CNLS06A050	-2,557	Standard	2,557	5,113	8,870	Call Factory	Call Factory	Call Factory
CNLS07A055	-2,982	Standard	2,982	5,965	10,351	Call Factory	Call Factory	Call Factory
CNLD04A020	-1,700	Standard	1,700	3,412	2,659	Call Factory	Call Factory	Call Factory
CNLD04A028	-1,705	Standard	1,705	3,407	3,925	Call Factory	Call Factory	Call Factory
CNLD04A032	-1,705	Standard	1,705	3,407	5,186	Call Factory	Call Factory	Call Factory
CNLD06A042	-2,557	Standard	2,557	5,113	5,886	Call Factory	Call Factory	Call Factory
CNLD06A048	-2,557	Standard	2,557	5,113	8,403	Call Factory	Call Factory	Call Factory
CNLD08A056	-3,407	Standard	3,407	6,817	8,882	Call Factory	Call Factory	Call Factory
CNLD08A065	-3,407	Standard	3,407	6,817	11,841	Call Factory	Call Factory	Call Factory
CNLD10A071	-4,260	Standard	4,260	8,521	11,084	Call Factory	Call Factory	Call Factory
CNLD10A083	-4,260	Standard	4,260	8,521	14,781	Call Factory	Call Factory	Call Factory
CNLD12A100	-5,113	Standard	5,113	10,225	17,741	Call Factory	Call Factory	Call Factory
CNLD14A110	-5,965	Standard	5,965	11,929	20,700	Call Factory	Call Factory	Call Factory
Models with 1140 RPM (1.5HP) Motors								
CNHS01A007	-425	Standard	425	853	990	Call Factory	Call Factory	Call Factory
CNHS01A009	-425	Standard	425	853	1,309	Call Factory	Call Factory	Call Factory
CNHS02A011	-850	Standard	850	1,706	1,332	Call Factory	Call Factory	Call Factory
CNHS02A015	-853	Standard	853	1,705	1,596	Call Factory	Call Factory	Call Factory
CNHS02A017	-853	Standard	853	1,705	2,593	Call Factory	Call Factory	Call Factory
CNHS03A022	-1,278	Standard	1,278	2,557	2,944	Call Factory	Call Factory	Call Factory
CNHS03A026	-1,278	Standard	1,278	2,557	4,202	Call Factory	Call Factory	Call Factory
CNHS04A029	-1,705	Standard	1,705	3,407	4,440	Call Factory	Call Factory	Call Factory
CNHS04A034	-1,705	Standard	1,705	3,407	5,921	Call Factory	Call Factory	Call Factory
CNHS05A037	-2,130	Standard	2,130	4,260	5,542	Call Factory	Call Factory	Call Factory
CNHS05A044	-2,130	Standard	2,130	4,260	7,388	Call Factory	Call Factory	Call Factory

11 – 264 Ton

Coil Options Pricing - All Models

Can't Find An Option?

Other options and accessories might be available on a custom order basis. Please contact your local Sales Representative or Account Engineer for assistance.

Condenser Fin and Coil Protection Options

Standard Fins Per Inch is 10. 8 FPI reduces the capacity of a model and 12 FPI and 14 FPI increase the capacity of a model.

Climate Control Config Model	List Price Adder (\$US)							
	Fins Per Inch (FPI) Options				Coil Protection Options			
	8 FPI	10 FPI	12 FPI	14 FPI	Polyester Fin Protection	ElectroFin Coils	Bronz-Glow Coating	Copper Fin Coil
CNHS06A053	-2,557	Standard	2,557	5,113	8,870	Call Factory	Call Factory	Call Factory
CNHS07A061	-2,982	Standard	2,982	5,965	10,351	Call Factory	Call Factory	Call Factory
CNHD04A021	-1,700	Standard	1,700	3,412	2,659	Call Factory	Call Factory	Call Factory
CNHD04A029	-1,705	Standard	1,705	3,407	3,925	Call Factory	Call Factory	Call Factory
CNHD04A034	-1,705	Standard	1,705	3,407	5,186	Call Factory	Call Factory	Call Factory
CNHD06A044	-2,557	Standard	2,557	5,113	5,886	Call Factory	Call Factory	Call Factory
CNHD06A051	-2,557	Standard	2,557	5,113	8,403	Call Factory	Call Factory	Call Factory
CNHD08A058	-3,407	Standard	3,407	6,817	8,882	Call Factory	Call Factory	Call Factory
CNHD08A068	-3,407	Standard	3,407	6,817	11,841	Call Factory	Call Factory	Call Factory
CNHD10A074	-4,260	Standard	4,260	8,521	11,084	Call Factory	Call Factory	Call Factory
CNHD10A088	-4,260	Standard	4,260	8,521	14,781	Call Factory	Call Factory	Call Factory
CNHD12A106	-5,113	Standard	5,113	10,225	17,741	Call Factory	Call Factory	Call Factory
CNHD14A122	-5,965	Standard	5,965	11,929	20,700	Call Factory	Call Factory	Call Factory

11 – 264 Ton

Coil Options Pricing - All Models

Can't Find An Option?

Other options and accessories might be available on a custom order basis. Please contact your local Sales Representative or Account Engineer for assistance.

Condenser Fin and Coil Protection Options

Standard Fins Per Inch is 10. 8 FPI reduces the capacity of a model and 12 FPI and 14 FPI increase the capacity of a model.

Climate Control Config Model	List Price Adders (\$US)							
	Fins Per Inch (FPI) Options				Coil Protection Options			
	8 FPI	10 FPI	12 FPI	14 FPI	Polyester Fin Protection	ElectroFin Coils	Bronz-Glow Coating	Copper Fin Coil
Models with Rail-Mount VSEC (1140 RPM) Motors								
CNKS01A007	-425	Standard	425	853	990	Call Factory	Call Factory	Call Factory
CNKS01A009	-425	Standard	425	853	1,309	Call Factory	Call Factory	Call Factory
CNKS02A011	-850	Standard	850	1,706	1,332	Call Factory	Call Factory	Call Factory
CNKS02A015	-853	Standard	853	1,705	1,596	Call Factory	Call Factory	Call Factory
CNKS02A017	-853	Standard	853	1,705	2,593	Call Factory	Call Factory	Call Factory
CNKS03A022	-1,278	Standard	1,278	2,557	2,944	Call Factory	Call Factory	Call Factory
CNKS03A026	-1,278	Standard	1,278	2,557	4,202	Call Factory	Call Factory	Call Factory
CNKS04A029	-1,705	Standard	1,705	3,407	4,440	Call Factory	Call Factory	Call Factory
CNKS04A034	-1,705	Standard	1,705	3,407	5,921	Call Factory	Call Factory	Call Factory
CNKS05A037	-2,130	Standard	2,130	4,260	5,542	Call Factory	Call Factory	Call Factory
CNKS05A044	-2,130	Standard	2,130	4,260	7,388	Call Factory	Call Factory	Call Factory
CNKS06A053	-2,557	Standard	2,557	5,113	8,870	Call Factory	Call Factory	Call Factory
CNKS07A061	-2,982	Standard	2,982	5,965	10,351	Call Factory	Call Factory	Call Factory
CNKD04A021	-1,700	Standard	1,700	3,412	2,659	Call Factory	Call Factory	Call Factory
CNKD04A029	-1,705	Standard	1,705	3,407	3,925	Call Factory	Call Factory	Call Factory
CNKD04A034	-1,705	Standard	1,705	3,407	5,186	Call Factory	Call Factory	Call Factory
CNKD06A044	-2,557	Standard	2,557	5,113	5,886	Call Factory	Call Factory	Call Factory
CNKD06A051	-2,557	Standard	2,557	5,113	8,403	Call Factory	Call Factory	Call Factory
CNKD08A058	-3,407	Standard	3,407	6,817	8,882	Call Factory	Call Factory	Call Factory
CNKD08A068	-3,407	Standard	3,407	6,817	11,841	Call Factory	Call Factory	Call Factory
CNKD10A074	-4,260	Standard	4,260	8,521	11,084	Call Factory	Call Factory	Call Factory
CNKD10A088	-4,260	Standard	4,260	8,521	14,781	Call Factory	Call Factory	Call Factory
CNKD12A106	-5,113	Standard	5,113	10,225	17,741	Call Factory	Call Factory	Call Factory
CNKD14A122	-5,965	Standard	5,965	11,929	20,700	Call Factory	Call Factory	Call Factory
Models with Rail-Mount VSEC (830 RPM) Motors								
CNJS01A007	-425	Standard	425	853	990	Call Factory	Call Factory	Call Factory
CNJS01A008	-425	Standard	425	853	1,309	Call Factory	Call Factory	Call Factory
CNJS02A010	-850	Standard	850	1,706	1,332	Call Factory	Call Factory	Call Factory
CNJS02A014	-853	Standard	853	1,705	1,596	Call Factory	Call Factory	Call Factory
CNJS02A016	-853	Standard	853	1,705	2,593	Call Factory	Call Factory	Call Factory
CNJS03A021	-1,278	Standard	1,278	2,557	2,944	Call Factory	Call Factory	Call Factory
CNJS03A024	-1,278	Standard	1,278	2,557	4,202	Call Factory	Call Factory	Call Factory
CNJS04A028	-1,705	Standard	1,705	3,407	4,440	Call Factory	Call Factory	Call Factory
CNJS04A032	-1,705	Standard	1,705	3,407	5,921	Call Factory	Call Factory	Call Factory
CNJS05A035	-2,130	Standard	2,130	4,260	5,542	Call Factory	Call Factory	Call Factory
CNJS05A042	-2,130	Standard	2,130	4,260	7,388	Call Factory	Call Factory	Call Factory

11 – 264 Ton

Coil Options Pricing - All Models

Can't Find An Option?

Other options and accessories might be available on a custom order basis. Please contact your local Sales Representative or Account Engineer for assistance.

Condenser Fin and Coil Protection Options

Standard Fins Per Inch is 10. 8 FPI reduces the capacity of a model and 12 FPI and 14 FPI increase the capacity of a model.

Climate Control Config Model	List Price Adders (\$US)							
	Fins Per Inch (FPI) Options				Coil Protection Options			
	8 FPI	10 FPI	12 FPI	14 FPI	Polyester Fin Protection	ElectroFin Coils	Bronz-Glow Coating	Copper Fin Coil
CNJS06A050	-2,557	Standard	2,557	5,113	8,870	Call Factory	Call Factory	Call Factory
CNJS07A055	-2,982	Standard	2,982	5,965	10,351	Call Factory	Call Factory	Call Factory
CNJD04A020	-1,700	Standard	1,700	3,412	2,659	Call Factory	Call Factory	Call Factory
CNJD04A028	-1,705	Standard	1,705	3,407	3,925	Call Factory	Call Factory	Call Factory
CNJD04A032	-1,705	Standard	1,705	3,407	5,186	Call Factory	Call Factory	Call Factory
CNJD06A042	-2,557	Standard	2,557	5,113	5,886	Call Factory	Call Factory	Call Factory
CNJD06A048	-2,557	Standard	2,557	5,113	8,403	Call Factory	Call Factory	Call Factory
CNJD08A056	-3,407	Standard	3,407	6,817	8,882	Call Factory	Call Factory	Call Factory
CNJD08A065	-3,407	Standard	3,407	6,817	11,841	Call Factory	Call Factory	Call Factory
CNJD10A071	-4,260	Standard	4,260	8,521	11,084	Call Factory	Call Factory	Call Factory
CNJD10A083	-4,260	Standard	4,260	8,521	14,781	Call Factory	Call Factory	Call Factory
CNJD12A100	-5,113	Standard	5,113	10,225	17,741	Call Factory	Call Factory	Call Factory
CNJD14A110	-5,965	Standard	5,965	11,929	20,700	Call Factory	Call Factory	Call Factory

Air-Cooled Condensers



Microchannel Condenser

Page left blank intentionally. Microchannel Condenser is discontinued.

Microchannel Condenser

Page left blank intentionally. Microchannel Condenser is discontinued.

Air-Cooled Condensers



Microchannel Condenser

Page left blank intentionally. Microchannel Condenser is discontinued.

FN Fluid Coolers

Overview



Product Description

Direct drive fluid coolers with vertical air flow are designed to save time on installation, provide excellent performance, long service life and a wide range of performance selections. These units are ideal for commercial/industrial locations.

Certifications



Standard Features

- 10 fins per inch spacing standard. 8, 12, and 14 fins per inch spacing available as an option.
- 1/2" models feature a Floating Tube coil design and 5/8" models feature a bushing plate floating tube coil design. These coil designs virtually eliminate tube sheet leaks. Coil includes a 5 year leak warranty at tube sheets and center supports.
- Internal baffles provided between all fan cells
- Fluid Coolers from 1 to 5 fans in length are available with 1/2" diameter tubes to maximize heat transfer. Fluid Coolers from 3 to 6 fans in length are available with 5/8" diameter tubes to minimize fluid pressure drop.
- Wide selection of circuit options maximize performance at minimal cost
- Coated steel fan guards for optimal corrosion protection
- Weather resistant control panel with factory-mounted door interrupt disconnect switch
- Coils are fabricated with corrugated aluminum fins with staggered copper tubes for optimum heat transfer. All units are pressure tested prior to shipment
- 2 year product warranty

Models with Variable Speed EC Motors (VSEC) - FNE Models

- EC motor, swept fan blade and venture incorporating integrated variable speed technology
- Aluminum housing for an attractive appearance and corrosion protection, with painted galvanized steel, or galvanized steel as an option
- Side access panels for ease of cleaning coils
- 3-year warranty on EC Motors

Models with 830 or 540 RPM Fixed Speed Motors - FNL or FNQ Models

- Direct drive fan motors in 830 or 540 RPM
- Fan blade provides an unprecedented sound level of 49.6 dBA (540 RPM @ 10 ft.)
- ServiceEase motor mount feature, allows for ease of motor service and reduces likelihood of damage to the coils during servicing
- Coils incorporate the latest advancements in coil technology to provide maximum capacity
- Galvanized steel housing
- High efficiency, three-phase fan motors with ball bearings and internal overload protection

Models with 1140 RPM Fixed Speed Motors - FNH Models

- Direct drive fan motors
- Patented ServiceEase motor mount
- New, high efficiency coil designed for optimum performance
- Galvanized steel housing
- High efficiency, three-phase fan motors with ball bearings and internal overload protection

Nomenclature

F	N	H	S	01	H	3	01
Product Line	Vintage	Model	Width	Fans	Tube Diameter	Rows	Coil Model #
F = Fluid Coolers		H = 1140 RPM, 1.5 HP L = 830 RPM, 1.5 HP Q = 540 RPM, 0.5 HP E = VSEC Motor	S = Single D = Double	# of Fans (01 - 12)	H = 1/2" F = 5/8"	# of Rows (2 - 4)	

FN Fluid Coolers

FNH Models 1.5 HP 1140 RPM Motors

Need to customize?

- Look on page starting 196 for factory-installed fan cycling, electrical, and mechanical options.
- Look on page starting 198 for condenser fin and coil protection options.

Configurable Models, Motor Voltages, & List Prices

Specify model motor voltage at time of order

Climate Control Config Model	List Price by Motor Voltage (\$US)		Fan Config.
	208-230/3/60	460/3/60	
1/2" Diameter - Single Row Models			
FNHS01H301	8,578	8,578	1x1
FNHS01H402	10,965	10,965	1x1
FNHS02H203	13,685	13,685	1x2
FNHS02H304	16,562	16,562	1x2
FNHS02H405	20,767	20,767	1x2
FNHS03H306	25,832	25,832	1x3
FNHS03H407	29,307	29,307	1x3
FNHS04H308	33,448	33,448	1x4
FNHS04H409	38,296	38,296	1x4
FNHS05H310	43,955	43,955	1x5
FNHS05H411	50,756	50,756	1x5
1/2" Diameter - Double Row Models			
FNHD04H212	27,513	27,513	2x2
FNHD04H313	33,604	33,604	2x2
FNHD04H414	39,084	39,084	2x2
FNHD06H315	50,785	50,785	2x3
FNHD06H416	60,590	60,590	2x3
FNHD08H317	69,514	69,514	2x4
FNHD08H418	81,655	81,655	2x4
FNHD10H319	87,033	87,033	2x5
FNHD10H420	100,964	100,964	2x5
5/8" Diameter - Single Row Models			
FNHS03F301	30,176	30,176	1x3
FNHS03F402	35,100	35,100	1x3
FNHS04F303	39,752	39,752	1x4
FNHS04F404	46,628	46,628	1x4
FNHS05F305	51,749	51,749	1x5
FNHS05F406	61,024	61,024	1x5
FNHS06F307	64,465	64,465	1x6
FNHS06F408	71,738	71,738	1x6
5/8" Diameter - Double Row Models			
FNHD06F311	59,906	59,906	2x3
FNHD06F412	72,549	72,549	2x3
FNHD08F313	82,181	82,181	2x4
FNHD08F414	98,320	98,320	2x4
FNHD10F315	102,619	102,619	2x5
FNHD10F416	121,499	121,499	2x5
FNHD12F317	132,605	132,605	2x6
FNHD12F418	147,150	147,150	2x6

Notes:

For sizing and selection assistance, use Heatcraft software tool, THE HUB or contact your local Sales Representative or Account Engineer.

FN Fluid Coolers

FNL Models 1.5 HP 830 RPM Motors

Need to customize?

- Look on page starting 196 for factory-installed fan cycling, electrical, and mechanical options.
- Look on page starting 198 for condenser fin and coil protection options.

Configurable Models, Motor Voltages, & List Prices

Specify model motor voltage at time of order

Climate Control Config Model	List Price by Motor Voltage (\$US)		Fan Config.
	208-230/3/60	460/3/60	
1/2" Diameter - Single Row Models			
FNLS01H321	8,879	8,879	1x1
FNLS01H422	11,348	11,348	1x1
FNLS02H223	14,165	14,165	1x2
FNLS02H324	17,141	17,141	1x2
FNLS02H425	21,493	21,493	1x2
FNLS03H326	26,736	26,736	1x3
FNLS03H427	30,333	30,333	1x3
FNLS04H328	34,619	34,619	1x4
FNLS04H429	39,636	39,636	1x4
FNLS05H330	45,493	45,493	1x5
FNLS05H431	52,533	52,533	1x5
1/2" Diameter - Double Row Models			
FNLD04H232	28,475	28,475	2x2
FNLD04H333	34,780	34,780	2x2
FNLD04H434	40,452	40,452	2x2
FNLD06H335	52,564	52,564	2x3
FNLD06H436	62,712	62,712	2x3
FNLD08H337	71,947	71,947	2x4
FNLD08H438	84,512	84,512	2x4
FNLD10H339	90,078	90,078	2x5
FNLD10H440	104,498	104,498	2x5
5/8" Diameter - Single Row Models			
FNLS03F321	31,232	31,232	1x3
FNLS03F422	36,329	36,329	1x3
FNLS04F323	41,143	41,143	1x4
FNLS04F424	48,261	48,261	1x4
FNLS05F325	53,560	53,560	1x5
FNLS05F426	63,160	63,160	1x5
FNLS06F327	66,721	66,721	1x6
FNLS06F428	74,249	74,249	1x6
5/8" Diameter - Double Row Models			
FNLD06F331	62,003	62,003	2x3
FNLD06F432	75,088	75,088	2x3
FNLD08F333	85,057	85,057	2x4
FNLD08F434	101,762	101,762	2x4
FNLD10F335	106,211	106,211	2x5
FNLD10F436	125,751	125,751	2x5
FNLD12F337	137,246	137,246	2x6
FNLD12F438	152,300	152,300	2x6

Notes:

For sizing and selection assistance, use Heatcraft software tool, THE HUB or contact your local Sales Representative or Account Engineer.

FN Fluid Coolers

FNQ Models 0.5 HP 540 RPM Motors

Need to customize?

- Look on page starting 196 for factory-installed fan cycling, electrical, and mechanical options.
- Look on page starting 198 for condenser fin and coil protection options.

Configurable Models, Motor Voltages, & List Prices

Specify model motor voltage at time of order

Climate Control Config Model	List Price by Motor Voltage (\$US)		Fan Config.
	208-230/3/60	460/3/60	
1/2" Diameter - Single Row Models			
FNQS01H341	8,578	8,578	1x1
FNQS01H442	10,965	10,965	1x1
FNQS02H243	13,685	13,685	1x2
FNQS02H344	16,562	16,562	1x2
FNQS02H445	20,767	20,767	1x2
FNQS03H346	25,832	25,832	1x3
FNQS03H447	29,307	29,307	1x3
FNQS04H348	33,448	33,448	1x4
FNQS04H449	38,296	38,296	1x4
FNQS05H350	43,955	43,955	1x5
FNQS05H451	50,756	50,756	1x5
1/2" Diameter - Double Row Models			
FNQD04H252	27,513	27,513	2x2
FNQD04H353	33,604	33,604	2x2
FNQD04H454	39,084	39,084	2x2
FNQD06H355	50,785	50,785	2x3
FNQD06H456	60,590	60,590	2x3
FNQD08H357	69,514	69,514	2x4
FNQD08H458	81,655	81,655	2x4
FNQD10H359	87,033	87,033	2x5
FNQD10H460	100,964	100,964	2x5
5/8" Diameter - Single Row Models			
FNQS03F341	30,176	30,176	1x3
FNQS03F442	35,100	35,100	1x3
FNQS04F343	39,752	39,752	1x4
FNQS04F444	46,628	46,628	1x4
FNQS05F345	51,749	51,749	1x5
FNQS05F446	61,024	61,024	1x5
FNQS06F347	64,465	64,465	1x6
FNQS06F448	71,738	71,738	1x6
5/8" Diameter - Double Row Models			
FNQD06F351	59,906	59,906	2x3
FNQD06F452	72,549	72,549	2x3
FNQD08F353	82,181	82,181	2x4
FNQD08F454	98,320	98,320	2x4
FNQD10F355	102,619	102,619	2x5
FNQD10F456	121,499	121,499	2x5
FNQD12F357	132,605	132,605	2x6
FNQD12F458	147,150	147,150	2x6

Notes:

For sizing and selection assistance, use Heatcraft software tool, THE HUB or contact your local Sales Representative or Account Engineer.

FN Fluid Coolers

FNE Models VSEC Motors

Need to customize?

- Look on page starting 195 for factory-installed fan cycling, electrical, and mechanical options.
- Look on page starting 198 for condenser fin and coil protection options.

Configurable Models, Motor Voltages, & List Prices

Specify model motor voltage at time of order

Climate Control Config Model	List Price by Motor Voltage (\$US)		Fan Config.
	208-230/3/60	460/3/60	
1/2" Diameter - Single Row Models			
FNES01H361	16,556	16,556	1x1
FNES01H462	21,162	21,162	1x1
FNES02H263	26,413	26,413	1x2
FNES02H364	31,964	31,964	1x2
FNES02H465	40,078	40,078	1x2
FNES03H366	49,856	49,856	1x3
FNES03H467	56,563	56,563	1x3
FNES04H368	64,554	64,554	1x4
FNES04H469	73,912	73,912	1x4
FNES05H370	84,835	84,835	1x5
FNES05H471	97,962	97,962	1x5
1/2" Diameter - Double Row Models			
FNED04H272	53,101	53,101	2x2
FNED04H373	64,856	64,856	2x2
FNED04H474	75,432	75,432	2x2
FNED06H375	98,018	98,018	2x3
FNED06H476	116,939	116,939	2x3
FNED08H377	134,161	134,161	2x4
FNED08H478	157,593	157,593	2x4
FNED10H379	167,973	167,973	2x5
FNED10H480	194,860	194,860	2x5
5/8" Diameter - Single Row Models			
FNES03F361	58,242	58,242	1x3
FNES03F462	67,743	67,743	1x3
FNES04F363	76,722	76,722	1x4
FNES04F464	89,992	89,992	1x4
FNES05F365	99,875	99,875	1x5
FNES05F466	117,776	117,776	1x5
FNES06F367	124,417	124,417	1x6
FNES06F468	138,454	138,454	1x6
5/8" Diameter - Double Row Models			
FNED06F371	115,619	115,619	2x3
FNED06F472	140,021	140,021	2x3
FNED08F373	158,609	158,609	2x4
FNED08F474	189,758	189,758	2x4
FNED10F375	198,056	198,056	2x5
FNED10F476	234,493	234,493	2x5
FNED12F377	255,928	255,928	2x6
FNED12F478	284,000	284,000	2x6

Notes:

For sizing and selection assistance, use Heatcraft software tool, THE HUB or contact your local Sales Representative or Account Engineer.

FN Fluid Coolers

Options Pricing - VSEC Models

Can't Find An Option?

Other options and accessories might be available on a custom order basis. Please contact your local Sales Representative or Account Engineer for assistance.

Factory-Installed Fan Cycling, Electrical, and Mechanical Options

- Motors are 208-230/3/60 or 460/3/60.
- Fused disconnect option is only available on units with an MOP of 60 or less. Please see accompanying technical specifications.

Option Code	Option Description	List Price Adder by Fan Configuration (US\$)										
		1x1	1x2	1x3	1x4	1x5	1x6	2x2	2x3	2x4	2x5	2x6
Fan Cycling Options												
FC.019	Proportional Lvg Fluid Temp Control	2,331	2,331	2,331	2,331	2,331	2,331	4,659	4,659	4,659	4,659	4,659
Electrical Options												
DISC.002	Fused Disconnect	508	744	1,021	1,276	1,528	1,021	1,528	2,043	2,553	3,057	3,057
MP.002	Individual Motor Fuses	510	765	1,020	1,275	1,530	1,020	1,530	2,040	2,550	3,060	3,060
MP.004	Paired Motor Fuses	-	-	-	-	-	-	765	1,020	1,275	1,530	1,530
MP.003	Individual Circuit Breakers (230V or 460V)	1,016	1,524	2,032	2,540	3,048	2,032	3,048	4,064	5,080	6,096	6,096
MP.005	Paired Circuit Breakers (230V or 460V)	-	-	-	-	-	-	1,525	2,032	2,540	3,048	3,048
MTB.001	Individual Motor Terminal Boards	357	534	713	891	1,069	713	1,069	1,426	1,782	2,139	2,411
MTB.002	Paired Motor Terminal Boards	-	-	-	-	-	-	534	713	891	1,069	1,069
Mechanical Options												
CM.003	Painted Cabinet w/ Side Access	-	-	-	-	-	-	-	-	-	-	-
CM.004	Galvanized Cabinet w/ Side Access	-566	-849	-1,132	-1,415	-1,698	-1,132	-1,698	-2,264	-2,830	-3,396	-3,396
LEGS.002	Extended Legs, 30"	127	255	191	382	447	127	255	191	382	447	447
LEGS.003	Extended Legs, 36"	127	255	191	382	447	127	255	191	382	447	447
LEGS.004	Extended Legs, 42"	127	255	191	382	447	127	255	191	382	447	447
LEGS.005	Unit Frame, Std. Legs, 20"	2,602	3,403	4,874	5,898	7,034	2,602	3,403	4,874	5,898	7,034	7,034
LEGS.006	Unit Frame, Ext. Legs, 42"	2,857	3,785	5,382	6,533	7,799	2,857	3,785	5,382	6,533	7,799	7,799

FN Fluid Coolers

Options Pricing - FNH/FNL/FNQ Models

Can't Find An Option?

Other options and accessories might be available on a custom order basis. Please contact your local Sales Representative or Account Engineer for assistance.

Factory-Installed Fan Cycling, Electrical, and Mechanical Options

- Fans are cycled in pairs on double wide units.
- Motor circuit breakers are not available on 575V units.
- Motor terminal boards are not available on units with fan cycling.
- When ordering toggle switch option, please specify whether switches are to be internally or externally mounted.
- Fused disconnect option is only available on units with an MOP of 60 or less. Please see accompanying technical specifications.

- Fan cycling kit does not include control circuit transformer. Optional factory installed control transformers are available to convert 460V or 575V main power supplies to 230V, 115V or 24V control power or 230V main power to 115V or 24V control power.

Option Code	Option Description	List Price Adder by Fan Configuration (US\$)										
		1x1	1x2	1x3	1x4	1x5	1x6	2x2	2x3	2x4	2x5	2x6
Fan Cycling Options (Must Select Fan Cycling and Contactor Option)												
FCC.004	Individual Motor Contactors: 230V, 115V, or 24V	255	510	765	1,020	1,275	1,530	1,020	1,530	2,040	2,550	3,060
FCC.001	Paired Motor Contactors: 230V, 115V, or 24V	-	-	-	-	-	-	510	765	1,020	1,275	1,530
FC.003	Lvg. Fluid Temperature Fan Cycling (Elec.)	1,790	2,177	3,448	4,716	5,989	6,978	2,177	3,448	4,716	5,989	5,989
Electrical Options												
CV.002	Control Circuit Transformer: 230V, 115V, or 24V	603	603	603	603	603	603	603	603	603	603	603
MP.002	Individual Motor Fuses	255	510	765	1,020	1,275	1,530	1,020	1,530	2,040	2,550	3,060
MP.004	Paired Motor Fuses	-	-	-	-	-	-	510	765	1,020	1,275	1,530
MP.003	Individual Circuit Breakers (230V or 460V)	508	1,016	1,524	2,032	2,540	3,048	2,032	3,048	4,064	5,080	6,096
MP.005	Paired Circuit Breakers (230V or 460V)	-	-	-	-	-	-	1,015	1,525	2,032	2,540	3,048
MTB.001	Individual Motor Terminal Boards	178	357	534	713	891	1,069	713	1,069	1,426	1,782	2,411
MTB.002	Paired Motor Terminal Boards	-	-	-	-	-	-	357	534	713	891	1,069
FCS.002	Fan Toggle Switches	106	214	317	424	531	639	424	639	852	1,064	1,271
FCS.004	Paired Fan Toggle Switches	-	-	-	-	-	-	214	317	424	531	639
DISC.002	Fused Disconnect	255	508	744	1,021	1,276	1,528	1,021	1,528	2,043	2,553	3,057
COND.002	Sealtite Wiring to Electrical Box	736	1,475	2,212	2,949	3,685	4,426	2,949	4,425	5,898	7,090	8,507
Mechanical Options												
CM.002	Aluminum Cabinet	283	566	849	1,132	1,415	1,698	1,132	1,698	2,264	2,830	3,396
CM.003	Pre-Painted Steel Cabinet	283	566	849	1,132	1,415	1,698	1,132	1,698	2,264	2,830	3,396
CM.004	Coil Access Panels, Galv	568	1,136	1,704	2,272	2,840	3,408	2,272	3,408	4,544	5,680	6,816
CM.005	Coil Access Panels, Aluminum	568	1,136	1,704	2,272	2,840	3,408	2,272	3,408	4,544	5,680	6,816
CM.006	Coil Access Panels, Painted Steel	568	1,136	1,704	2,272	2,840	3,408	2,272	3,408	4,544	5,680	6,816
VEN.002	Hinged Venturi	603	1,206	1,809	2,412	3,015	3,618	2,412	3,618	4,824	6,030	7,236
LEGS.002	Extended Legs, 30"	127	127	255	191	382	447	127	255	191	382	447
LEGS.003	Extended Legs, 36"	127	127	255	191	382	447	127	255	191	382	447
LEGS.004	Extended Legs, 42"	127	127	255	191	382	447	127	255	191	382	447
LEGS.005	Unit Frame, Std. Legs, 20"	1,804	2,602	3,403	4,874	5,898	7,034	2,602	3,403	4,874	5,898	7,034
LEGS.006	Unit Frame, Ext. Legs, 42"	1,929	2,857	3,785	5,382	6,533	7,799	2,857	3,785	5,382	6,533	7,799

FN Fluid Coolers

Connections Options - All Models

Can't Find An Option?

Other options and accessories might be available on a custom order basis. Please contact your local Sales Representative or Account Engineer for assistance.

Connection Options - All Models

Option Code	Row of Fans	Number of Feeds	Connection Size	List Price Adder (\$US)
Threaded Connection				
THD.020	1	9 - 18	2" MPT	456
THD.025	1	21-28	2-1/2" MPT	713
THD.030	1	42	3" MPT	1,215
THD.220	2	18 - 36	2" MPT	914
THD.225	2	42 - 56	2-1/2" MPT	1,426
THD.230	2	84	3" MPT	2,428
Flanged Connection				
FLG.020	1	9-18	2"	1,052
FLG.025	1	21 - 28	2-1/2"	1,215
FLG.030	1	42	3"	1,537
FLG.220	2	18 - 36	2"	2,128
FLG.225	2	42 - 56	2-1/2"	2,428
FLG.230	2	84	3"	3,074

FN Fluid Coolers

Coil Options Pricing - All Models

Can't Find An Option?

Other options and accessories might be available on a custom order basis. Please contact your local Sales Representative or Account Engineer for assistance.

Condenser Fin and Coil Protection Options

Standard Fins Per Inch is 10. 8 FPI reduces the capacity of a model and 12 FPI and 14 FPI increase the capacity of a model.

Climate Control Config Model	List Price Adders (\$US)						
	Fins Per Inch (FPI) Options				Coil Protection Options		
	8 FPI	10 FPI	12 FPI	14 FPI	Polyester Fin Protection	Bronz-Glow Coating	Copper Fin Coil
Models with 1140 RPM (1.5HP) Motors - Single Row (1/2" Diameter)							
FNHS01H301	-425	Standard	425	852	990	4,609	4,686
FNHS01H402	-425	Standard	425	852	1,309	4,643	6,694
FNHS02H203	-850	Standard	850	1,706	1,332	6,648	6,694
FNHS02H304	-852	Standard	852	1,703	1,596	7,540	11,259
FNHS02H405	-852	Standard	852	1,703	2,593	7,856	15,216
FNHS03H306	-1,277	Standard	1,277	2,553	2,944	10,471	18,259
FNHS03H407	-1,277	Standard	1,277	2,553	4,202	11,158	25,562
FNHS04H308	-1,703	Standard	1,703	3,404	4,440	13,973	26,781
FNHS04H409	-1,703	Standard	1,703	3,404	5,921	14,406	31,648
FNHS05H310	-2,128	Standard	2,128	4,256	5,542	16,623	32,866
FNHS05H411	-2,128	Standard	2,128	4,256	7,388	17,558	41,996
Models with 1140 RPM (1.5HP) Motors - Double Row (1/2" Diameter)							
FNHD04H212	-1,700	Standard	1,700	3,412	2,659	13,295	13,998
FNHD04H313	-1,703	Standard	1,703	3,404	3,925	15,080	24,344
FNHD04H414	-1,703	Standard	1,703	3,404	5,186	15,710	33,475
FNHD06H315	-2,553	Standard	2,553	5,107	5,886	20,941	38,953
FNHD06H416	-2,553	Standard	2,553	5,107	8,403	22,315	54,212
FNHD08H317	-3,404	Standard	3,404	6,808	8,882	27,947	54,777
FNHD08H418	-3,404	Standard	3,404	6,808	11,841	28,812	65,429
FNHD10H319	-4,256	Standard	4,256	8,512	11,084	33,245	67,984
FNHD10H420	-4,256	Standard	4,256	8,512	14,781	35,117	87,644
Models with 1140 RPM (1.5HP) Motors - Single Row (5/8" Diameter)							
FNHS03F301	-1,277	Standard	1,277	2,553	2,944	10,471	18,259
FNHS03F402	-1,277	Standard	1,277	2,553	4,202	11,158	25,562
FNHS04F303	-1,703	Standard	1,703	3,404	4,440	13,973	26,781
FNHS04F404	-1,703	Standard	1,703	3,404	5,921	14,406	31,648
FNHS05F305	-2,128	Standard	2,128	4,256	5,542	16,623	32,866
FNHS05F406	-2,128	Standard	2,128	4,256	7,388	17,558	41,996
FNHS06F307	-2,553	Standard	2,553	5,107	7,761	18,921	48,234
FNHS06F408	-2,553	Standard	2,553	5,107	8,870	19,356	51,125
Models with 1140 RPM (1.5HP) Motors - Double Row (5/8" Diameter)							
FNHD06F311	-2,553	Standard	2,553	5,107	5,886	20,941	38,953
FNHD06F412	-2,553	Standard	2,553	5,107	8,403	22,315	54,212
FNHD08F313	-3,404	Standard	3,404	6,808	8,882	27,947	54,777
FNHD08F414	-3,404	Standard	3,404	6,808	11,841	28,812	65,429
FNHD10F315	-4,256	Standard	4,256	8,512	11,084	33,245	67,984

FN Fluid Coolers

Coil Options Pricing - All Models

Can't Find An Option?

Other options and accessories might be available on a custom order basis. Please contact your local Sales Representative or Account Engineer for assistance.

Condenser Fin and Coil Protection Options

Standard Fins Per Inch is 10. 8 FPI reduces the capacity of a model and 12 FPI and 14 FPI increase the capacity of a model.

Climate Control Config Model	List Price Adders (\$US)						
	Fins Per Inch (FPI) Options				Coil Protection Options		
	8 FPI	10 FPI	12 FPI	14 FPI	Polyester Fin Protection	Bronz-Glow Coating	Copper Fin Coil
FNHD10F416	-4,256	Standard	4,256	8,512	14,781	35,117	87,644
FNHD12F317	-5,107	Standard	5,107	10,214	15,521	37,842	96,468
FNHD12F418	-5,107	Standard	5,107	10,214	17,741	38,776	107,119
Models with 830 RPM (1.5HP) Motors - Single Row (1/2" Diameter)							
FNLS01H321	-425	Standard	425	852	990	4,609	4,686
FNLS01H422	-425	Standard	425	852	1,309	4,643	6,694
FNLS02H223	-850	Standard	850	1,706	1,332	6,648	6,694
FNLS02H324	-852	Standard	852	1,703	1,596	7,540	11,259
FNLS02H425	-852	Standard	852	1,703	2,593	7,856	15,216
FNLS03H326	-1,277	Standard	1,277	2,553	2,944	10,471	18,259
FNLS03H427	-1,277	Standard	1,277	2,553	4,202	11,158	25,562
FNLS04H328	-1,703	Standard	1,703	3,404	4,440	13,973	26,781
FNLS04H429	-1,703	Standard	1,703	3,404	5,921	14,406	31,648
FNLS05H330	-2,128	Standard	2,128	4,256	5,542	16,623	32,866
FNLS05H431	-2,128	Standard	2,128	4,256	7,388	17,558	41,996
Models with 830 RPM (1.5HP) Motors - Double Row (1/2" Diameter)							
FNLD04H232	-1,700	Standard	1,700	3,412	2,659	13,295	13,998
FNLD04H333	-1,703	Standard	1,703	3,404	3,925	15,080	24,344
FNLD04H434	-1,703	Standard	1,703	3,404	5,186	15,710	33,475
FNLD06H335	-2,553	Standard	2,553	5,107	5,886	20,941	38,953
FNLD06H436	-2,553	Standard	2,553	5,107	8,403	22,315	54,212
FNLD08H337	-3,404	Standard	3,404	6,808	8,882	27,947	54,777
FNLD08H438	-3,404	Standard	3,404	6,808	11,841	28,812	65,429
FNLD10H339	-4,256	Standard	4,256	8,512	11,084	33,245	67,984
FNLD10H440	-4,256	Standard	4,256	8,512	14,781	35,117	87,644
Models with 830 RPM (1.5HP) Motors - Single Row (5/8" Diameter)							
FNLS03F321	-1,277	Standard	1,277	2,553	2,944	10,471	18,259
FNLS03F422	-1,277	Standard	1,277	2,553	4,202	11,158	25,562
FNLS04F323	-1,703	Standard	1,703	3,404	4,440	13,973	26,781
FNLS04F424	-1,703	Standard	1,703	3,404	5,921	14,406	31,648
FNLS05F325	-2,128	Standard	2,128	4,256	5,542	16,623	32,866
FNLS05F426	-2,128	Standard	2,128	4,256	7,388	17,558	41,996
FNLS06F327	-2,553	Standard	2,553	5,107	7,761	18,921	48,234
FNLS06F428	-2,553	Standard	2,553	5,107	8,870	19,356	51,125

FN Fluid Coolers

Coil Options Pricing - All Models

Can't Find An Option?

Other options and accessories might be available on a custom order basis. Please contact your local Sales Representative or Account Engineer for assistance.

Condenser Fin and Coil Protection Options

Standard Fins Per Inch is 10. 8 FPI reduces the capacity of a model and 12 FPI and 14 FPI increase the capacity of a model.

Climate Control Config Model	List Price Adders (\$US)						
	Fins Per Inch (FPI) Options				Coil Protection Options		
	8 FPI	10 FPI	12 FPI	14 FPI	Polyester Fin Protection	Bronz-Glow Coating	Copper Fin Coil
Models with 830 RPM (1.5HP) Motors - Double Row (5/8" Diameter)							
FNLD06F331	-2,553	Standard	2,553	5,107	5,886	20,941	38,953
FNLD06F432	-2,553	Standard	2,553	5,107	8,403	22,315	54,212
FNLD08F333	-3,404	Standard	3,404	6,808	8,882	27,947	54,777
FNLD08F434	-3,404	Standard	3,404	6,808	11,841	28,812	65,429
FNLD10F335	-4,256	Standard	4,256	8,512	11,084	33,245	67,984
FNLD10F436	-4,256	Standard	4,256	8,512	14,781	35,117	87,644
FNLD12F337	-5,107	Standard	5,107	10,214	15,521	37,842	96,468
FNLD12F438	-5,107	Standard	5,107	10,214	17,741	38,776	107,119
Models with 540 RPM (0.5HP) Motors - Single Row (1/2" Diameter)							
FNQS01H341	-425	Standard	425	852	990	4,609	4,686
FNQS01H442	-425	Standard	425	852	1,309	4,643	6,694
FNQS02H243	-850	Standard	850	1,706	1,332	6,648	6,694
FNQS02H344	-852	Standard	852	1,703	1,596	7,540	11,259
FNQS02H445	-852	Standard	852	1,703	2,593	7,856	15,216
FNQS03H346	-1,277	Standard	1,277	2,553	2,944	10,471	18,259
FNQS03H447	-1,277	Standard	1,277	2,553	4,202	11,158	25,562
FNQS04H348	-1,703	Standard	1,703	3,404	4,440	13,973	26,781
FNQS04H449	-1,703	Standard	1,703	3,404	5,921	14,406	31,648
FNQS05H350	-2,128	Standard	2,128	4,256	5,542	16,623	32,866
FNQS05H451	-2,128	Standard	2,128	4,256	7,388	17,558	41,996
Models with 540 RPM (0.5HP) Motors - Double Row (1/2" Diameter)							
FNQD04H252	-1,700	Standard	1,700	3,412	2,659	13,295	13,998
FNQD04H353	-1,703	Standard	1,703	3,404	3,925	15,080	24,344
FNQD04H454	-1,703	Standard	1,703	3,404	5,186	15,710	33,475
FNQD06H355	-2,553	Standard	2,553	5,107	5,886	20,941	38,953
FNQD06H456	-2,553	Standard	2,553	5,107	8,403	22,315	54,212
FNQD08H357	-3,404	Standard	3,404	6,808	8,882	27,947	54,777
FNQD08H458	-3,404	Standard	3,404	6,808	11,841	28,812	65,429
FNQD10H359	-4,256	Standard	4,256	8,512	11,084	33,245	67,984
FNQD10H460	-4,256	Standard	4,256	8,512	14,781	35,117	87,644
Models with 540 RPM (0.5HP) Motors - Single Row (5/8" Diameter)							
FNQS03F341	-1,277	Standard	1,277	2,553	2,944	10,471	18,259
FNQS03F442	-1,277	Standard	1,277	2,553	4,202	11,158	25,562
FNQS04F343	-1,703	Standard	1,703	3,404	4,440	13,973	26,781

FN Fluid Coolers

Coil Options Pricing - All Models

Can't Find An Option?

Other options and accessories might be available on a custom order basis. Please contact your local Sales Representative or Account Engineer for assistance.

Condenser Fin and Coil Protection Options

Standard Fins Per Inch is 10. 8 FPI reduces the capacity of a model and 12 FPI and 14 FPI increase the capacity of a model.

Climate Control Config Model	List Price Adders (\$US)						
	Fins Per Inch (FPI) Options				Coil Protection Options		
	8 FPI	10 FPI	12 FPI	14 FPI	Polyester Fin Protection	Bronz-Glow Coating	Copper Fin Coil
FNQS04F444	-1,703	Standard	1,703	3,404	5,921	14,406	31,648
FNQS05F345	-2,128	Standard	2,128	4,256	5,542	16,623	32,866
FNQS05F446	-2,128	Standard	2,128	4,256	7,388	17,558	41,996
FNQS06F347	-2,553	Standard	2,553	5,107	7,761	18,921	48,234
FNQS06F448	-2,553	Standard	2,553	5,107	8,870	19,356	51,125
Models with 540 RPM (0.5HP) Motors - Double Row (5/8" Diameter)							
FNQD06F351	-2,553	Standard	2,553	5,107	5,886	20,941	38,953
FNQD06F452	-2,553	Standard	2,553	5,107	8,403	22,315	54,212
FNQD08F353	-3,404	Standard	3,404	6,808	8,882	27,947	54,777
FNQD08F454	-3,404	Standard	3,404	6,808	11,841	28,812	65,429
FNQD10F355	-4,256	Standard	4,256	8,512	11,084	33,245	67,984
FNQD10F456	-4,256	Standard	4,256	8,512	14,781	35,117	87,644
FNQD12F357	-5,107	Standard	5,107	10,214	15,521	37,842	96,468
FNQD12F458	-5,107	Standard	5,107	10,214	17,741	38,776	107,119
Models with VSEC Motors - Single Row (1/2" Diameter)							
FNES01H361	-425	Standard	425	852	990	4,609	4,686
FNES01H462	-425	Standard	425	852	1,309	4,643	6,694
FNES02H263	-850	Standard	850	1,706	1,332	6,648	6,694
FNES02H364	-852	Standard	852	1,703	1,596	7,540	11,259
FNES02H465	-852	Standard	852	1,703	2,593	7,856	15,216
FNES03H366	-1,277	Standard	1,277	2,553	2,944	10,471	18,259
FNES03H467	-1,277	Standard	1,277	2,553	4,202	11,158	25,562
FNES04H368	-1,703	Standard	1,703	3,404	4,440	13,973	26,781
FNES04H469	-1,703	Standard	1,703	3,404	5,921	14,406	31,648
FNES05H370	-2,128	Standard	2,128	4,256	5,542	16,623	32,866
FNES05H471	-2,128	Standard	2,128	4,256	7,388	17,558	41,996
Models with VSEC Motors - Double Row (1/2" Diameter)							
FNED04H272	-1,700	Standard	1,700	3,412	2,659	13,295	13,998
FNED04H373	-1,703	Standard	1,703	3,404	3,925	15,080	24,344
FNED04H474	-1,703	Standard	1,703	3,404	5,186	15,710	33,475
FNED06H375	-2,553	Standard	2,553	5,107	5,886	20,941	38,953
FNED06H476	-2,553	Standard	2,553	5,107	8,403	22,315	54,212
FNED08H377	-3,404	Standard	3,404	6,808	8,882	27,947	54,777
FNED08H478	-3,404	Standard	3,404	6,808	11,841	28,812	65,429
FNED10H379	-4,256	Standard	4,256	8,512	11,084	33,245	67,984
FNED10H480	-4,256	Standard	4,256	8,512	14,781	35,117	87,644

FN Fluid Coolers

Coil Options Pricing - All Models

Can't Find An Option?

Other options and accessories might be available on a custom order basis. Please contact your local Sales Representative or Account Engineer for assistance.

Condenser Fin and Coil Protection Options

Standard Fins Per Inch is 10. 8 FPI reduces the capacity of a model and 12 FPI and 14 FPI increase the capacity of a model.

Climate Control Config Model	List Price Adders (\$US)						
	Fins Per Inch (FPI) Options				Coil Protection Options		
	8 FPI	10 FPI	12 FPI	14 FPI	Polyester Fin Protection	Bronz-Glow Coating	Copper Fin Coil
Models with VSEC Motors - Single Row (5/8" Diameter)							
FNES03F361	-1,277	Standard	1,277	2,553	2,944	10,471	18,259
FNES03F462	-1,277	Standard	1,277	2,553	4,202	11,158	25,562
FNES04F363	-1,703	Standard	1,703	3,404	4,440	13,973	26,781
FNES04F464	-1,703	Standard	1,703	3,404	5,921	14,406	31,648
FNES05F365	-2,128	Standard	2,128	4,256	5,542	16,623	32,866
FNES05F466	-2,128	Standard	2,128	4,256	7,388	17,558	41,996
FNES06F367	-2,553	Standard	2,553	5,107	7,761	18,921	48,234
FNES06F468	-2,553	Standard	2,553	5,107	8,870	19,356	51,125
Models with VSEC Motors - Double Row (5/8" Diameter)							
FNED06F371	-2,553	Standard	2,553	5,107	5,886	20,941	38,953
FNED06F472	-2,553	Standard	2,553	5,107	8,403	22,315	54,212
FNED08F373	-3,404	Standard	3,404	6,808	8,882	27,947	54,777
FNED08F474	-3,404	Standard	3,404	6,808	11,841	28,812	65,429
FNED10F375	-4,256	Standard	4,256	8,512	11,084	33,245	67,984
FNED10F476	-4,256	Standard	4,256	8,512	14,781	35,117	87,644
FNED12F377	-5,107	Standard	5,107	10,214	15,521	37,842	96,468
FNED12F478	-5,107	Standard	5,107	10,214	17,741	38,776	107,119

FN Fluid Coolers

Shipped-Loose Accessories

**Can't Find An Option
or Accessory?**

Other options and accessories might be available on a custom order basis. Please contact your local Sales Representative or Account Engineer for assistance.

Connection Manifold Kits

Fluid cooler manifolds are for converting standard two circuit fluid coolers to single circuit. Price includes all tube fittings for field brazing to inlet and outlet

Feeds	Part Number	List Price (\$US)	Inlet		Outlet	
			Qty	Size	Qty	Size
18	MANF18	1,695	2	2-1/8"	1	4-1/8"
28	MANF28	1,695	2	2-1/8"	1	4-1/8"
36	MANF36	1,695	2	2-1/8"	1	4-1/8"
42	MANF42	2,904	2	2-5/8"	1	4-1/8"
56	MANF56	2,904	2	2-5/8"	1	4-1/8"
84	MANF84	3,845	2	3-1/8"	1	4-1/8"
112	MANF112	3,845	2	3-1/8"	1	4-1/8"

Small Fluid Coolers

Overview



Product Description

Direct-drive fluid coolers, available in horizontal or vertical airflow, are ideal for commercial/industrial locations. Available in sizes 5 to 26 tons, these units are easy to install and maintain. Specifically engineered for outdoor installations, the cabinet is constructed of heavy gauge aluminum to resist corrosion in all climates.

Certifications



Standard Features

Ease of Installation & Service

- Completely assembled and tested at the factory
- All fan motor leads are wired to a weatherproof electrical enclosure for single-point field wiring

Reliable & Durable

- Cabinets are heavy-duty construction and designed for outdoor applications; tube sheets and all structural members are fabricated from galvanized steel
- Cabinet panels are fabricated from heavy-gauge aluminum for an attractive appearance and corrosion protection
- Coils are fabricated with corrugated aluminum fins with staggered copper tubes for optimum heat transfer; all units are pressure-tested, dehydrated and pressurized prior to shipment
- Balanced fans, featuring heavy gauge aluminium blades riveted to plated steel spiders
- Corrosion resistant fan blades and guards
- Fan guards are coated steel for optimum corrosion protection
- Wide fin spacing minimizes fouling from foreign materials
- Fan motors have thermal overload protection and permanently lubricated ball bearings

Performance

- Fully baffled fan sections provide structural strength and prevent fan wind-milling in the off cycle
- Coils are the patented cross-fin coil with staggered seamless copper tubes expanded into full collar aluminum fins for high heat transfer efficiency

Versatile

- Available in horizontal or vertical airflow
- Sizes available from 10 GPM through 160 GPM
- A wide selection of circuit options maximizes performance at minimal cost

Nomenclature

WGS	107
Product Line	Size
Direct Drive Fluid Cooler	Model

Small Fluid Coolers

Configurable Models & Options Pricing

Configurable Models, Factory-Installed Options, & List Prices

- Specify model motor voltage and type at time of order. 208-230/1/60 motors may be field connected to 230/3/60 power.
- Standard Control Circuit Voltage is 230V unless otherwise specified. 24V & 115V are available at no additional cost. Specify control circuit voltage when ordering.
- Fan cycling pricing does not include control circuit transformer for 460V units. If needed, transformer can be ordered from ship-loose accessories.

Climate Control Config Model	List Price (\$US)	Fan Config.	Factory-Installed Options List Price Adders (\$US)			
			Fan Cycling Options		Coil Coatings	
			1 PH Amb.	3 PH Amb.	Polyester Coated Fins	Bronz-Glow or ElectroFin
208-230/1/60 with PSC Motors						
WGS049	6,189	1x1	-	-	365	3,049
WGS080	7,817	1x1	-	-	582	3,049
WGS107	9,555	1x2	561	-	655	4,562
WGS123	10,730	1x2	561	-	722	4,562
WGS147	12,272	1x2	561	-	874	6,084
WGS165	13,450	1x2	561	-	1,069	6,972
WGS211	15,508	1x3	782	-	1,185	9,126
WGS225	15,946	1x3	782	-	1,350	9,126
WGS248	17,411	1x3	782	-	1,643	9,126
208-230/3/60 with Polyphase Motors						
WGS049	6,556	1x1	-	-	365	3,049
WGS080	8,103	1x1	-	-	582	3,049
WGS107	10,252	1x2	-	1,413	655	4,562
WGS123	11,305	1x2	-	1,413	722	4,562
WGS147	12,846	1x2	-	1,413	874	6,084
WGS165	14,026	1x2	-	1,413	1,069	6,972
WGS211	16,377	1x3	-	1,743	1,185	9,126
WGS225	16,812	1x3	-	1,743	1,350	9,126
WGS248	18,275	1x3	-	1,743	1,643	9,126
460/3/60 with Polyphase Motors						
WGS049	6,556	1x1	-	-	365	3,049
WGS080	8,103	1x1	-	-	582	3,049
WGS107	10,252	1x2	-	1,413	655	4,562
WGS123	11,305	1x2	-	1,413	722	4,562
WGS147	12,846	1x2	-	1,413	874	6,084
WGS165	14,026	1x2	-	1,413	1,069	6,972
WGS211	16,377	1x3	-	1,743	1,185	9,126
WGS225	16,812	1x3	-	1,743	1,350	9,126
WGS248	18,275	1x3	-	1,743	1,643	9,126

Notes:

1. For selection or sizing assistance, use Heatcraft software tool, THE HUB or contact your local your Sales Representative or Account Engineer.
2. Copper Fin Coils are available. Contact your Sales Representative or Account Engineer for more information.
3. Must specify which coating at time of order entry.

Fluid Coolers

Small Fluid Coolers

Shipped-Loose Accessories


Can't Find An Option or Accessory?

Other options and accessories might be available on a custom order basis. Please contact your local Sales Representative or Account Engineer for assistance.

Part Number	Description	Models Used On	List Price (\$US)	Notes
8990065	Expansion tank and mounting kit	ALL	693	12x24 horizontal tank, 12 gallon, 30 PSIG, non-ASME
R038253919	Control Circuit Transformer	ALL	618	-

intelliGen™ Refrigeration Controller

System Overview



intelliGen Refrigeration Controller (iRC):

The iRC is a factory mounted electronic control solution for evaporators that provides automatic superheat, room temperature and intelligent defrost control capability for walk-in coolers and freezers. The iRC provides superior system performance and energy savings over traditional electro-mechanical controls commonly used on refrigeration equipment today.

intelliGen Webserver Card (iWC):

The iWC is an Optional Component to the iRC and it enables local and remote control and monitoring of your refrigeration system on any smart device (Phone, Tablet, PC). You need only ONE iWC per system (Up to 8 Connected Evaporators, 1 Condensing Unit)

intelliGen Integration Card (iIC):

The iIC is an Optional Component to the iRC and it enables connectivity to the Building Management system via BACnet or Modbus. You need ONE iIC per system (Up to 8 Connected Evaporators, 1 Condensing Unit)

Eliminated Components:


- Liquid-line solenoid valve
- Room thermostat
- Thermal expansion valve
- Defrost time clock
- Defrost termination/fan delay switch
- Defrost and fan contactors

Pricing (one Card Required PER SYSTEM):

Part Name	Part Number	List Price (\$US)
intelliGen Webserver Card (iWC)	28918301S	719
intelliGen Integration Card (iIC)	28918401S	409

Beacon II™ Refrigeration System

System Overview



Product Description

Beacon II™ Refrigeration System is a patented, pre-assembled, factory-installed refrigeration control system featuring an integrated microcomputer-based electronic control board and an electric expansion valve at the heart of the system. With components factory mounted at both the condensing unit and evaporator, the Beacon II™ system can be used with single or multiple evaporator applications. While perfect for restaurants and convenience stores, the Beacon II™ system can be scaled up to meet the needs of larger refrigerated warehouses with optional system devices such as the Beacon II™ Smart Controller.

Certifications



Features and Benefits

Reduced Installation Time/Cost

- Factory mounted components, testing, and programming substantially reduces field assembly and fine tuning at the job site

Increased System Efficiency & Reliability

- Beacon II™ electronic control board and electric expansion valve more accurately controls the flow of refrigerant verses traditional thermal expansion and solenoid valves
- Preset factory superheat allowing the system to run more efficiently and reducing future adjustments

Reduced Energy & Operating Costs

- Reduce up to 75% of unnecessary defrosts per day verses traditional timer systems with the Beacon II™ Smart Defrost

Improved Product Integrity & Reduced Spoilage

- Precise temperature control improves product integrity while alarm notifications helps prevent small problems from turning into large problems

Strengthen Food Safety Compliance Programs

- Data-logging capability helps comply with FDA and USDA HACCP food safety requirements

Compatible with the Remote Refrigeration Control

- Web based remote monitoring and control service offering that provides instant access 24/7 to real time refrigeration system status and information

Factory Mounted Components

Condensing Unit

- Wired for Beacon II™ control with all necessary relays, contactors, time delay, and terminal blocks
- Outdoor air temperature sensor

Evaporator

- Beacon II™ control board with easy to read alphanumeric LED display
- Three temperature sensors (defrost temp, suction temp, room temp)
- Electronic expansion valve that closes automatically on loss of power
- 24-volt transformer, 24-volt compressor contactor, low pressure time delay switch, and suction pressure transducer

Eliminated Components

These traditional components are not required with a Beacon II™ system:

- Liquid-line solenoid valve
- Room thermostat
- Thermal expansion valve
- Defrost time clock
- Defrost termination/fan delay switch
- Defrost and fan contactors

Optional Devices

- Beacon II™ Smart Controller
- Beacon II™ Smart Defrost

Beacon II™ Refrigeration System

Selection & Pricing

STEP 1 : Determine the condensing unit and evaporator(s) needed for the heat load and application.

STEP 2 : Price the Beacon II™ condensing unit model with options from the appropriate section in this product catalog.

Note : Defrost kits are not required since the Beacon II™ factory-installed components in the condensing unit include all the accessories necessary for defrost.

STEP 3 : Price the evaporator(s) with the factory-installed Beacon II™ system option from the appropriate section in this product catalog.

STEP 4 : Save more energy and further reduce operating costs by adding additional Beacon II™ system components from below.



Beacon II™ Smart Controller

- Optional system monitoring and programming control device.
- Mount in a convenient location for easy access on site.
- Remote access capability via a web connection.
- Can program and control up to four condensing units with up to four evaporators on each system.

Beacon II™ Smart Controller

Part Number	List Price (\$US)
89704304	2,635




Beacon II™ Smart Defrost

- A patented algorithm included in the Beacon II™ Smart Controller.
- Predicts frost accumulation and initiate defrosts only when needed.
- Reduce up to 75% of unnecessary defrosts per day verses traditional timer systems.

Beacon II™ must be ordered as a system! When ordering a Beacon II™ system, please advise the box temperature, liquid temperature and refrigerant so that the proper evaporator nozzle can be installed. When applying an electric defrost coil in a medium temperature application, nozzle size is critical and must be evaluated. For assistance, please contact your local Sales Representative or Account Engineer.

HyperCore™ Micro-Channel Coils

General Information



Product Description

HyperCore™ microchannel condenser coils, a standard feature on the ½ - 6 HP air-cooled condensing units, are all-aluminum coils with multiple flat tubes containing small channels (microchannels) through which refrigerant flows. Heat transfer is maximized by the insertion of angled and louvered fins inbetween the flat tubes. These components are joined with two refrigerant manifolds using an aluminum-zinc alloy brazing material in a nitrogen-charged braze furnace to make the completed microchannel coil.

Features & Benefits

Improved Heat Transfer Performance

- 20-30% higher than traditional copper-aluminum round-tube plate fin (RTPF) coils with epoxy coating of the same size, enabling comparable capacity achievement with a smaller coil

Improved Corrosion Protection

- Monometal (aluminum) construction gives no opportunity for galvanic corrosion – HyperCore™ microchannel coils have been proven to last up to two times (2X) longer than standard RTPF coils in extended tests

Reduced Refrigerant Charge & Reduced Costs

- Condenser coil refrigerant charge may be reduced by up to 75%, leading to as much as a 40% reduction in system charge and reducing costs for end users

Improved Durability & Reduced Potential for Leaks

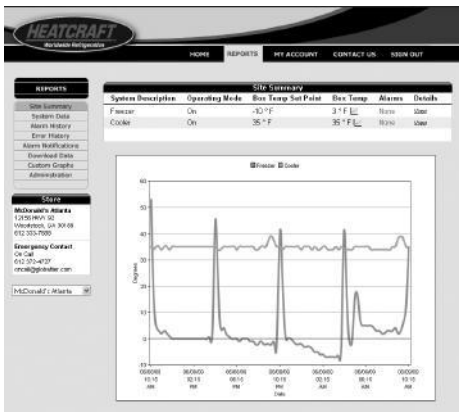
- Require only one manual braze operation versus 50-100 manually brazed joints for RTPF, significantly reducing the likelihood for leaks
- Flat tubes serve as a fin guard to help protect the fins from damage

Environmentally Friendly

- 100% recyclable
- Reduced refrigerant helps decrease the potential for ozone depletion and global warming

Remote Refrigeration Control

General Information



Product Description

The Remote Refrigeration Control, perfect for both foodservice and cold storage applications, is a web based remote monitoring and control service offering that provides instant access 24/7 to real time refrigeration system status and information. Heatcraft is proud to offer the most advanced commercial refrigeration system monitoring package available in the industry. The Remote Refrigeration Control is compatible with both the Beacon II™ Refrigeration System and the Mohave™ Advanced Hot Gas Defrost System.

Features and Benefits

Securely Manage Your Beacon II Refrigeration Systems From Any Web Enabled Device 24/7

- Monitor and control the Beacon II refrigeration system(s) at one or more sites through a single website
- Secure login with multiple user level profiles and access rights

Improve System Efficiency & Reliability

- Real-time system information and advanced reporting/graphing capabilities provide you the tools necessary to keep your system running at peak performance

Increase Product Integrity & Service Call Effectiveness

- System Alarm Alerts sent 24/7 via e-mail or SMS text message notify you promptly of refrigeration system alarm conditions
- Remote troubleshooting capability improves first call resolution by providing refrigeration system data to the user

Strengthen Food Safety Compliance Programs

- Data-logging, advanced reporting capabilities, and alarm notification capabilities help comply with FDA and USDA HACCP food safety requirements


A Service Package That Meets Your Needs

- Collect and display 40+ datapoints from your Beacon II refrigeration system in real-time

For more information, please contact your local Sales Representative or Account Engineer.

RRC normally connects to all DHCP IP internet connections. If your site is Static IP, Mohave, or is highly secure, IT personnel may be required to be on site.

Lead Lag Temperature Controller



Product Description:

The Lead Lag Temperature Controller provides an integrated thermostat and staging control for cold rooms with multiple refrigeration systems. Lead Lag Temperature Controller are available for 2 to 4 systems and utilize predictive control algorithms to increase systems reliability and energy efficiency. The Lead Lag Temperature Controller is compatible with both conventional refrigeration systems and Mohave Advanced Hot Gas Defrost Systems.

General Information

Features and Benefits

- Controls from 2 to 4 systems
- Integrated thermostat with multiple temperature sensor capability
- Controls both conventional and Mohave refrigeration systems
- Suitable for either 100% redundant or split load applications
- Alarm capability for High and Low Temperature, Controller Power Loss and Temperature Sensor Failure
- Predictive control algorithm utilizing Output Time or FIFO control strategies to equalize system run times
- Compressor run and staging timers
- User friendly interface
- Increased system reliability
- Energy efficient


Cat #	Number of Controlled Systems	List Price (\$US)
LLT42	2	5,183
LLT43	3	5,354
LLT44	4	5,525

Note: LLT units include one temperature sensor. Any additional sensors must be ordered as a separate item.

Temperature Sensors

Cat #	List Price (\$US)
28988042	84

Split System Controller



Product Description:

Heatcraft Worldwide Refrigeration introduces an innovative walk-in cooler controller solution to provide improved defrost control.

The new Split System Controller combines three mechanical components into one electronic solution to reduce defrost complexity; providing restaurant and business operators with a simple, reliable and flexible solution.

General Information

Features and Benefits

- Replaces three mechanical components:
- Defrost termination switch
- Defrost timer
- Mounted thermostat
- Preprogrammed parameters suited to your environment
- One controller for all operating temperatures
- Wiring eliminated to condensing unit, reducing install time
- Easy to read LED display
- 66% reduction in required defrost components
- Built-in alarm and error code options

Cat #	Description	List Price (\$US)
21301701	115V & 208-230V Air Defrost	966
21301702	208-230V Electric Defrost	1,158
89905402	Field Kit- 115V Air Defrost	1,436
89905403	Field Kit- 208-230V Air Defrost	1,436
89905401	Field Kit- 208-230V Electric Defrost	1,660

Split System Controller is currently only offered for Low Profile unit coolers. For more information, please contact your local Sales Representative or Account Engineer.

Air-Cooled Package Chillers

Overview



Product Description

The ACC air-cooled process chiller product family is an important addition to the Heatcraft line of process cooling equipment. ACC chillers are designed to provide an efficient and reliable solution for a variety of process cooling applications. Units feature compact, high efficiency braze plate evaporators for improved heat transfer, advanced microprocessor controllers for optimized operation, and floating tube condenser coils for enhanced refrigerant leak protection. ACC air-cooled process chillers provide owners with dependable cooling for critical applications.

Standard Features

- Heated and insulated stainless steel braze plate evaporator.
- Floating Tube condenser coil design. Refrigerant carrying copper tubes do not contact any metal support sheets. Expanded anchor tubes support the coil and do not carry refrigerant. This coil design eliminates one of the major causes of leaks in chiller systems. Coil includes a 5 year leak warranty at tube sheets and center supports.
- Thermally protected condenser fan motors with permanently lubricated ball bearings
- Adjustable two valve head pressure control system with drain line check valve per circuit
- Liquid receiver with inlet and outlet service valves and pressure relief valve per circuit
- Suction accumulator per circuit
- Liquid line filter drier, moisture indicator/sight glass, solenoid valve and thermal expansion valve per circuit.
- Hot gas bypass capacity control system per circuit
- ETL listed control panel with microprocessor controller, 24V control transformer, compressor and condenser fan contactors and phase loss monitor

Models with Scroll Compressors (ACCZ Models)

- Scroll compressor with suction and discharge valves, and crankcase heater per circuit.

Models with Reciprocating Compressors (ACCR Models)

- Spring mounted semi-hermetic reciprocating compressor with suction and discharge service valves, suction and discharge vibration eliminators, and crankcase heater per circuit

Typical Applications Include:

Machining (Cutting, Welding)
Printing
Plastic Molding
Brewing
Concrete Mixing
Additional Industrial Processes

For more information, please contact your local Sales Representative or Account Engineer.

Nomenclature

ACC	Z	000	C	6	S	-
Model	Compressor Type	Nominal Capacity	Voltage	Refrigerant	Number of Compressors	Pump/Tank Options
Air-Cooled Chiller	Z = Scroll R = Reciprocating	005 - 080 = XXX tons	C = 208-230/3/60 D = 460/3/60 E = 575/3/60	6 = R-404A 7 = R-407C	S = Single D = Dual	Blank = Chiller Only P = Pump Only T = Pump/Integral Tank

Screw Compressor Condensing Units

Overview



Product Description

The screw compressor condensing unit is an important addition to the Heatcraft air-cooled condensing unit product family, featuring innovative compact screw compressors and advanced microprocessor controls. The unit is designed to provide increased system reliability, reduced installation and operation costs, as well as, improved product integrity in commercial and industrial refrigeration applications.

Increased Reliability

- Fewer moving parts result in improved durability
- Semi-hermetic motor design eliminates shaft seal and coupling concerns
- Integral oil system provides improved lubrication performance
- Factory-equipped microprocessor control system guarantees safe, reliable system performance
- Floating tube condenser coil design minimizes potential for refrigerant leaks

Reduced Costs of Ownership

- More capacity per compressor reduces number of compressors on large projects
- Reduced installation time and cost savings
- Built-in features include soft starting, slide valve unloading and digital controls for minimized operating costs

Improved Product Integrity

- Advanced digital controls and variable capacity capability maintain more precise temperature control
- Minimal temperature fluctuations result in maximum product integrity
- Advanced diagnostic, monitoring and data logging options allow for quick system recovery

For more information, please contact your local Sales Representative or Account Engineer.

Nomenclature

S	S	V	000B	M	6	D
Number of Circuits	Compressor	Airflow	Equiv. HP	Temperature Range	Refrigerant	Voltage
S = Single D = Dual	S = Screw	V = Vertical	050B = 50 060B = 60 070B = 70 080B = 80 090B = 90 100B = 100 110B = 110 125B = 125 140B = 140	M = Medium H = High	6 = R-404A/507 7 = R-407	D = 460/3/60 E = 575/3/60

Heatcraft Commercial Financing

Overview



Commercial Financing

Financial Solutions Made Easy

What if you could bundle everything you need, including new energy efficient commercial refrigeration equipment, control systems, installation services, maintenance programs and extended warranties, into a convenient and affordable monthly payment in less than 24 hours? Heatcraft Commercial Financing provides greater financial convenience with custom-fit financing solutions to perfectly meet your company's purchasing needs.

When you finance through Heatcraft Commercial Financing, you also get these additional benefits:

- Easy, streamlined application process
- Fast approval process, with most decisions made within 2-6 business hours
- Financing for your entire commercial refrigeration purchase, from equipment and installation to monitoring and maintenance programs
- Deferred and structured payments to assist with financial planning and budgeting
- Tax incentives and rebates that you may qualify for when you finance/lease your purchase

Contact Heatcraft Commercial Financing today to learn more about financing options that work best for your short-term needs and long-term plans.

Mohave™ Advanced Hot Gas Defrost System



Product Description

Mohave™ Advanced Hot Gas Defrost System is a heat pump based design consisting of a vertical discharge condensing unit matched to one or two evaporators, medium profile or large unit coolers. Featuring a state-of-the-art electronic defrost controller, the system operates in all outdoor ambient temperatures (tested to -20°F) and uses a proprietary control scheme to automatically adjust to changing conditions so that the system continues to operate at its most optimal level. The Mohave™ Advanced Hot Defrost System is designed for simplicity and optimal performance for use in agricultural, process cooling, cold storage and warehouse applications. The energy efficiency of this line makes it qualified to be included in the **E Solutions™** product portfolio.

Certifications



6 to 40 HP Split Systems

Features & Benefits

Most Advanced

- The most sophisticated controller used for hot gas defrost applications
- Optimizes performance with changing conditions. There is no need to seasonally adjust settings!
- Sensors gather information and assess the condition of the system to defrost more efficiently

Most Versatile

- Performs exceptionally in all ambient conditions because the controller automatically adjusts to operate efficiently and effectively. Traditional systems often have to be adjusted by hand twice a year.
- Service switch, which allows the system to "sleep" until needed next, is perfect for seasonal agricultural applications.

Simplest to Use

- Control board is preset with factory settings optimized for model size and refrigerant type. No programming is required!
- Basic and expert menu modes allow for flexibility for various degrees of expertise

Lowest Maintenance

- No valves or times to adjust for seasonal conditions
- No water tank to maintain or check for leaks
- Advanced troubleshooting keeps you in the know all the time, with a minimal amount of effort.
- Special Evacuation Mode opens all necessary valves

Best Investment Protection

- Controller is customized to operate within the specified operation envelope, ensuring the safest and most efficient performance
- No guesswork is involved in the system settings, so you do not have to compromise the integrity of your product
- Detailed error and alarm codes greatly reduce troubleshooting time

Compatible With Heatcraft Remote Refrigeration Control

- Web based remote monitoring and control service offering that provides instant access 24/7 to real time refrigeration system status and information

System Components

Electronic Control Board

- Controller completely manages timing and sequence of defrost
- Automatically compensates for changes in outdoor temperatures
- Monitors all pressures, temperatures, and set points in real time
- Easily programmable through a menu driven interface
- Conformal coated to handle the toughest conditions
- LED indication on the board clearly shows system status
- Remote alarm notification

Vertical Discharge Condensing Unit

- Available Models: 6-30 HP low temperature and 7-40 HP medium temperature
- Featuring Discus semi-hermetic compressors

Evaporators

- One or two medium profile evaporators or large unit coolers per system

For more information, please contact your local Sales Representative or Account Engineer.

Two Stage Condensing Units & Systems

5 to 30 HP



Product Description

Two stage condensing, units with Bitzer compressors, matched with 1 or 2 Medium Profile evaporators are designed for applications requiring a suction temperature below -40° F SST. The two stage system can operate down to -65° F SST which allows for room temperatures down to -50° F. These systems are ideal for blood, plasma, pharmaceutical, food and various other storage needs.

Certifications

ETL-508a listed control panel

Standard Features

Condensing Unit

- Bitzer two stage compressor
- Discharge and suction vibration eliminators
- Discharge muffler
- Encapsulated high pressure switch
- Adjustable low pressure switch with superhose
- Crankcase heater and crankcase pressure regulator
- Compressor contactor w/circuit breaker
- Floating Tube™ coil design
- Flooded head pressure controls
- Pressure fan cycling (multiple fan units)
- Oil separator - return line solenoid valve and time delay
- Mechanical subcooler
- Replaceable core liquid line filter drier
- Suction accumulator and replaceable core suction filter
- Defrost timer
- Defrost heater and evaporator fan contactors with fusing
- Phase monitor, anti short cycle timer, and pumpdown switch

Evaporator

- Thermo-Flex™ coil design
- Thermostatic expansion valve factory installed
- Liquid line solenoid valve factory installed
- Low temperature motors
- Double wall insulated drain pan
- Adjustable defrost termination and fan delay

For more information, please contact your local Sales Representative or Account Engineer.

FlexPack™

5 to 18 HP



FLEXPACK™

Product Description

FlexPack™ multiple compressor condensing units offer the flexibility for a wide range of applications. The modular design accommodates up to three compressors (1/2 to 6 HP Hermetic or Scroll), is available in 230/1/60 or 230/3/60, and with R-407A/C/F, R-448A/R-449A and R-404A models for medium or low temperature applications. Perfect for restaurants and convenience stores where remote condenser circuits are needed for ice machines, drink dispensers, display cases and more, this product significantly reduces air conditioning energy costs by reducing the heat load in the space. Features of this line provide outstanding results for the refrigeration system and bottom line.

Certifications



Features and Benefits

Flexible Design

- Modular design accommodates up to 3 compressors (1/2 to 6 HP Hermetic or Scroll)
- System capacity range from 5 to 18 HP (dependent upon cabinet size)
- Small footprint
- Rooftop AC style appearance to blend with existing equipment

Reduced Installation Costs and Easy Serviceability

- Hinged access panels to refrigeration and electrical components
- Single roof penetration
- Single-point main power
- Clean and intuitive electrical and piping layout

Durable & Reliable

- 14-gauge galvanized steel frame
- Industrial grade, painted galvanized steel
- 1-year parts warranty
- 4-year optional compressor warranty

Increased Energy Efficiency & Reduced Sound

- Remote condenser circuits reduce heat load into space resulting in lower air conditioning energy costs
- Recessed, vertical-discharge, flush-mounted 18" fans with 1100 RPM motors reduce noise levels

Components

- Fixed high pressure switch
- Fixed low pressure switch on medium and high temperature compressor modules
- Adjustable low pressure switch on low temperatures modules
- Suction service ports on all modules
- Suction accumulator (CS & CF extended temperature compressors)
- Vertical receiver in 6" x 12" or 6" x 27" sizes
- Sealed type liquid line drier and suction filter
- Head pressure control valve
- Aluminum fin coils
- Crank case heater
- Sight glass

Options

- Beacon II Refrigeration System available
- Defrost timer (air or electric)
- Individual compressor circuit breakers or fuses
- Unit fused disconnect
- Copper finned coils
- Polyester coated fins
- Liquid line solenoid valve
- Adjustable low pressure switch on high and medium temperature compressors

For more information, please contact your local Sales Representative or Account Engineer.

Air Handlers

03 to 75 Tons



Product Description

Air Handler units are available in sizes 03 through 75 tons in multiple cabinet styles. This equipment is engineered and built to fit your unique project requirements. Whether it is cooling, heating, or ventilation, multiple coil types and accessories are available to meet specific application needs.

Certifications



Standard Features

Basic Cabinet

- Fan section and a coil section with double wall drain pan.
- Galvanized steel with 1" - 3/4 pound density mat faced fiberglass insulation.
- All fan sections have hinged and latched access doors.

Fan Section

- Motors mount inside of cabinet.
- All units have a single fan design (either forward curved or airfoil)
- Single, double width, double inlet fan wheels for quiet performance and low energy consumption
- Fans are statically and dynamically balanced in fan section before the unit leaves the factory
- Fan bearings are ball bearing type selected for 200,000 hour average life.

Coil Section

- A wide variety of coil types to meet the load requirements of conditioned spaces including water, direct expansion, heat reclaim and steam coils.


Accessories

- Electric Heaters and remote control panels
- A wide variety of filter sections: flat, high capacity, and high efficiency
- Economizer sections
- Internal or external face and bypass damper section

For more information, please contact your local Sales Representative or Account Engineer.

Refrigeration Racks

Up to 320 HP



Product Description

Providing a high level of design flexibility, racks are offered for indoor and outdoor applications with up to 8 parallel-piped compressors. This equipment is commonly used in cold storage applications. It is engineered and built to fit your unique project requirements and can be used with air-cooled, water-cooled or evaporative-cooled condensers.

Certifications

ETL-508a listed control panel

Standard Features

Cabinet

- Larger capacity in a compact footprint
- 3-8 compressors on one frame

Compressor

- Optimum compressor sizing to meet project requirements
- Compressor combination up to 320 HP

Performance & Service

- Single point wiring and piping
- Designed for optimum energy savings, faster installation and reduced maintenance costs
- Controls up to 3 suction groups
- Total project capacity requirements in one unit
- Microprocessor control
- Defrost function flexibility

Applications

- Food processing plants
- Blast cooling and freezing applications
- Food and beverage distribution facilities
- Hydrocoolers for produce cooling

For more information, please contact your local Sales Representative or Account Engineer.

Compressor Protection Plan

Extended Warranty

Condensing Unit Compressors

Warranty Item ID	Compressor Horsepower	List Price (\$US)
Hermetic Compressors		
ACH0	0.5-1.0	589
ACH1	1.1-1.9	653
ACH2	2.0-2.9	718
ACH3	3.0-5.0	793
Semi-Hermetic Compressors (Discuss & Reed)		
ACA0	0.5-1.0	1,032
ACA1	1.1-1.9	1,056
ACA2	2.0-2.8	1,574
ACA3	2.9-3.9	1,794
ACA4	4.0-5.9	2,680
ACD5	6.0-6.9	3,214
ACD7	7.0-8.9	3,271
ACD11	9.0-11.9	4,238
ACD13	12.0-14.9	5,111
ACD15	15.0-15.9	6,522
ACD21	20.0-22.0	8,104
ACD25	25.0-27.0	9,961
ACD30	30.0-30.9	10,672
ACD35	35.0-35.9	11,125
ACD40	40.0-40.9	11,651

Warranty Item ID	Compressor Horsepower	List Price (\$US)
Scroll Compressors		
AZL1	1.0-1.9	1,095
AZL2	2.0-2.9	1,112

Warranty Item ID	Compressor Horsepower	List Price (\$US)
AZL3	3.0-3.9	1,438
AZL5	4.0-5.9	1,501
AZL6	6.0-6.9	1,548
AZL7	7.0-8.9	2,572
AZL11	9.0-11.9	2,754
AZL13	12.0-14.9	3,279
AZL15	15.0	3,353
Scroll Compressors LG Model		
AZG1	1.0-1.9	1,095
AZG2	2.0-2.9	1,112
AZG3	3.0-3.9	1,438
AZG5	4.0-5.9	1,501
AZG6	6.0-6.9	1,548
Bitzer Compressors		
BCSL4	3-4	1,589
BCSM5	5	1,742
BCSM9	6-10	1,812
BCSM12	12	2,450
BCSL13	13	2,986
BCSM15	15	2,913
BCSM20	20	3,337
BCSM22	22	3,489
BCSM25	25	4,244
BCSM30	30-33	4,438
BCSM35	35	4,945
BCSM40	40	5,649
BCSM50	50	6,097

Warranty Item ID	Compressor Horsepower	List Price (\$US)
Bitzer MT Screw Compressors		
BCS50	50	11,183
BCS60	60	11,925
BCS70	70	12,760
BCS80	80	13,930
BCS90	90	15,182
BCS100	100	16,797
BCS110	110	22,776
BCS125	125	23,755
BCS140	140	25,615
Bitzer LT Screw Compressors		
BSCL40	40	33,444
BSCL50	50	36,165
BSCL60	60	37,820
BSCL70	70	39,870

PRO³ Compressors

Warranty Item ID	Model	List Price (\$US)
WARCH0-3	PT*019-031L6, PST034L6 PT*024-072M6, PST066M6 PT*026-076H6, PST070H6	415
WARCH1-3	PT*044-052L6, PST051- 057L6 PT*099M6, PST086M6 PT*104H6, PST090H6	422
WARCH2-3	PT*069L6, PST077L6 PT*128M6, PST124-141M6 PT*133H6, PST131-147H6	497

Term of Extended Compressor Warranty:

Heatcraft Refrigeration Products LLC (herein after referred to as "Heatcraft") hereby warrants the covered parts and equipment for a period of five (5) years from the date the standard Heatcraft Product Warranty became effective, all as defined below. This warranty shall become effective upon the expiration of the standard Heatcraft Product Warranty applicable to the parts or equipment. As a PRO3 systems and systems with InterLink compressors, the warranty shall be effective for a period of three (3) years following expiration of the standard warranty. As to all other Heatcraft traditional products, this warranty shall be effective for a period of four (4) years following expiration of the stand warranty.

Covered Parts and Equipment:

Covered parts and equipment shall include only the motor-compressor assembly (the "Assembly") consisting of the rotor, eccentric rod, piston, wrist pin, suction valve, discharge valve and the housing in which these parts are enclosed. The warranty does not apply to any other parts or equipment, and, without limitation, specifically excludes any equipment to which the Assembly is connected (such as cooling coils, temperature controls, refrigerant, metering devices, etc.), and any other parts, such as the condenser, receiver, connecting tubing, and electric controls such as relays, capacitors, pressure control or fan and motor assemblies.

Statement of Warranty:

If, during the term of this Warranty, any Assembly is found to be defective in material or factory workmanship under normal use and regular service, Heatcraft will reimburse to the original Purchaser-user, named above, the cost of a replacement Assembly or replacement parts, as applicable, less the fair exchange value of the part found to be defective. A determination of defectiveness shall be made by the nearest compressor wholesaler to which the part shall be delivered for inspection by the Purchaser-user. The amount of such reimbursement shall not include any charges for freight or for labor of any kind (including, but not limited to, the labor associated with the disassembly, reassembly, repair or other work performed on the equipment), nor for any other expense in connection with such exchange, repair or replacement. Purchaser-user shall establish the amount of reimbursement due by submitting to Heatcraft a true and correct copy of the wholesaler's net invoice and credits for the replacement Assembly or parts. Notwithstanding anything to the contrary herein, in no event shall Purchaser-user be entitled to total reimbursement hereunder exceeding the "limit of Liability" amount reflected below.

Warranty Limitations:

This warranty applies only to the original Purchaser-user, within the boundaries of the United States of America, its Territories and Possessions, and Canada, and is not assignable. The Purchaser-user is that person, persons, association or corporation for whom the assembly is originally purchased and installed. This Warranty does not apply to damage to the Assembly: occurring during transit, caused by alterations to the parts or equipment, or caused by fire, accidents, fluctuating electrical currents (such as those resulting from running the equipment on a generator), Acts of God, misuse, abuse, failure to properly service and maintain the equipment pursuant to the manufacturer's instructions, or use of non-approved refrigerants in the equipment. This Warranty is void if the covered equipment is moved from its original installation site, or if the serial number on the Assembly is altered, defaced, or removed.

Heatcraft makes no express warranties other than the warranty specified in its standard Warranty and, to the extent applicable, the Warranty as contained in the extended warranty. All implied warranties, including the implied warranties of merchantability and fitness for a particular purpose are excluded to the extent legally permissible. Heatcraft shall have not liability for incidental or consequential damages (including, without limitation, claims for loss of income or profits).

Extended Service Agreements

General Information

Product Description

Today's commercial refrigeration equipment is high-tech. An equipment failure can result in tremendous expense, if it includes repairs, replacement parts, and labor expenses. Equipment owners can potentially save hundreds and even thousands of dollars with a Heatcraft Extended Service Agreement.*

*Limitations Apply. Subject to Service Net terms and conditions. Risk management is provided by Service Net.

Features and Benefits

Complete Peace of Mind

- Covered repair bills will be paid throughout the term of the agreement*
- Choose the type of coverage required with no deductible to worry about

Buy Tomorrow's Repair Costs at Today's Prices

- Due to outside influences, such as price increases and inflation, repair costs may not remain the same in the future. With an Extended Service Agreement from Heatcraft, equipment owners will have one less worry

Extend Our Manufacturer's Warranty

- Standard coverage is one-year parts. With Heatcraft's Extended Service Agreement, you can extend our manufacturer's warranty for up to five years on parts and labor

What's Covered?

- All Heatcraft evaporators, condensing units, and PRO3 Packaged Systems
- New equipment for up to 5 years. Heatcraft's Extended Service Agreements can be transferred to a new equipment owner for a nominal fee

For more information, please contact your local Sales Representative or Account Engineer.

Terms of Sale

ORDER ACCEPTANCE:

All orders must be in writing and are subject to acceptance by SELLER at its principal office.

PAYMENT:

Payment is due net thirty (30) days from date of invoice.

PRICES:

Prices are based on products made to SELLER'S standard manufacturing tolerances. Prices of products are subject to change prior to shipment. SELLER reserves the right to change prices on Buyer's orders to those prices in effect at time of shipment.

FREIGHT ALLOWANCE:

Prices are Ex-Works SELLER's dock, freight allowed on any single purchase order of \$10,000 or more (if the order is solely for parts or if the order is solely for products consisting of equipment and accessories), via lowest common carrier to nearest freight station within continental U.S.A. In addition, Prices are Ex-Works SELLER's dock, freight allowed for multiple orders of less than \$10,000 (if the orders are solely for parts or if the orders are solely for products consisting of equipment and accessories) for which the Buyer schedules consolidation into one shipment equal to or greater than \$10,000 on the same day to one freight station within continental U.S.A. If special routing is requested for such a purchase order of \$10,000 or greater (contract haul, requested flatbed delivery, appointment to meet a crane, etc.), Buyer will be assessed a charge for the difference between such routing and normal minimum freight charge to such point. A purchase order less than \$10,000 or which doesn't meet the \$10,000 criteria or a purchase order that meets the \$10,000 criteria but with shipments to multiple ship-to locations will be shipped Ex-Works SELLER's dock, no freight allowed. Buyer will pay ALL costs associated with the shipment of parts and any orders that are shipped via air freight or expedited delivery. Shipments to destinations outside of the continental U.S.A. will incur charges for the additional cost of transport beyond the U.S.A. border.

DELIVERY:

Any delivery dates which may be indicated herein are estimates only and are not guaranteed.

Unless otherwise agreed, delivery shall be Ex-Works SELLER's dock. As to those products for which SELLER maintains manufacturing facilities in different locations, the point of manufacture will be at SELLER's discretion. SELLER shall be excused for any delay in deliveries or other performance failures due to acts beyond its control, including, but not restricted to, Acts of God or of the public enemy, acts of the Government of the United States or another country, including any preference priority or allocation order, or of any state, territory or possession thereof of any political subdivision or authority or representative of any of them, strikes, lockouts or labor troubles, embargoes, fires, floods, epidemics, quarantine restrictions, explosions, sabotage or other catastrophes or serious accidents, freight embargoes, unusually severe weather, and delays of a subcontractor or supplier due to any such causes.

CREDIT APPROVAL:

If, during the performance hereof, the financial responsibility of Buyer is determined at the sole discretion of SELLER's Credit Department to be unacceptable or if Buyer fails to make any payments in accordance with the terms hereof, then in any such event, SELLER may defer or decline to make any shipments hereunder except upon receipt of satisfactory security or cash payments in advance or SELLER may terminate this order without further obligations of SELLER to Buyer.

TAXES:

Any direct or excise tax which may now or hereafter be imposed by any governmental unit upon the manufacture, sale, or delivery of the goods covered by these terms and conditions may be added by SELLER to the purchase price of such goods, and if so added, shall be paid by the Buyer.

PATENTS:

If any product shall be manufactured and/or sold by SELLER to meet Buyer's particular specifications or requirements, and is not part of SELLER's standard line offered by SELLER to the trade generally, Buyer agrees to indemnify SELLER and hold it harmless from liability, as well as from all costs and expenses, in the event of any claim of patent infringement, whether direct or contributory, arising out of the manufacture or sale of such product, so long as the infringement or claimed infringement does not arise from the combination of the product with anything not provided by SELLER and Buyer promptly notifies SELLER of any such claim and fully cooperates with SELLER.

CANCELLATION OF ORDER:

Partial or total cancellations of this order by Buyer may be made only upon SELLER's written consent and on condition that SELLER shall be promptly paid an amount determined by SELLER to reimburse it for the costs, losses and expenses resulting from such cancellation. In addition, if Buyer does not release products for shipment within a reasonable time after the date of their manufacture or assembly, SELLER may cancel the order and Buyer agrees to promptly pay SELLER an amount determined by SELLER as liquidated damages and not a penalty, up to twenty percent of the price of the products, to reimburse SELLER for its costs and losses.

RETURN GOODS:

No products shall be returned without SELLER's written permission. Products authorized in writing for return shall be subject to handling and restocking charges determined by SELLER and transportation costs, which Buyer agrees to promptly pay.

PRODUCT CHANGES:

SELLER reserves the right to change specifications, design and material in the interest of product improvement, without incurring obligation to the Buyer.

The terms and conditions of an order, which shall include these terms of sale, shall constitute the sole and exclusive agreement between SELLER and Buyer. No waiver of any provision hereof shall constitute a waiver of any other breach or of such provision. Buyer shall comply with all applicable laws, including all export-related laws. The internal laws of the State of Georgia, USA, shall apply.

CLAIMS:

Risk of loss or damage shall in every case pass to Buyer at SELLER's dock. SELLER shall have no responsibility for any claimed shortages or damages. Buyer must (I) notify SELLER of shortages or damages within ten (10) days after receipt of the product; (II) notify agent or carrier within such time of shortage or damage; and (III) file claim with the carrier for the damage or shortage claimed.

WARRANTIES:

SELLER's standard published catalog products warranty ("Warranty"), which is subject to the exclusions and limitations stated in the Warranty, applies to the products and is incorporated into these terms of sale and SELLER's performance of the Warranty is the exclusive remedy of BUYER. SELLER MAKES NO OTHER WARRANTY, EXPRESS OR IMPLIED, ORAL OR WRITTEN, RELATED TO THE GOODS, INCLUDING ANY WARRANTY OF MERCHANTABILITY OR FITNESS FOR A PARTICULAR PURPOSE. SELLER SHALL HAVE NO LIABILITY FOR ANY INDIRECT, SPECIAL, CONSEQUENTIAL, OR PUNITIVE DAMAGES, INCLUDING ANY LOSS OF PROFIT, AND SELLER'S LIABILITY FOR DIRECT DAMAGES IS LIMITED TO THE AMOUNT PAID BY THE BUYER FOR THE PARTICULAR ITEM OR PART INVOLVED. SELLER OFFERS A NON-TRANSFERABLE OPTIONAL EXTENDED 3- OR 4-YEAR EXTENDED COMPRESSOR WARRANTY IN THE US AND CANADA FOR AN ADDITIONAL COST.

Terms and Conditions

1. All orders must be in writing. Manufactured-to-order production will not commence unless a written order is provided.
 2. Tax Exemption Certificates must be provided for ship-to designated states, or applicable taxes will be added to invoice.
 3. Three or Four-Year Extended Compressor Warranty (Optional and subject to terms):
 - Available within the boundaries of the United States of America, its Territories and Possessions, and Canada, and is not assignable.
 - Replacements through authorized compressor distributors only.
 - within the period of the Warranty - warranty by distributor.
 - three or four years after end of period of the Warranty - supply proof-of-purchase of new compressor to Heatcraft Refrigeration Products
- Warranty Claims for reimbursement.

Orders In-Warranty Replacement

In those instances where it is necessary for our customers to place in-warranty orders, some standard information must be provided when the order is placed with the Customer Service Specialist, or with Warranty Claims personnel.

- Complete model and serial number of unit involved.
- Original purchaser of equipment, original invoice number or acknowledgment number. If information is not available, further research will be necessary to validate warranty.
- Start-up date of the equipment involved.
- Failure date of the part which is being replaced.

In those instances where the defective item was a stock replacement, the model and serial number of the original unit are not required. Service parts for products out-of-original warranty are warranted for a period of one (1) year from date of original installation or eighteen (18) months from date of shipment by SELLER.

At the time the order is placed with the Customer Service Specialist, a determination will be made if the defective material should be returned.

An invoice will be issued to the customer for the replacement material with a notation concerning if the material can be "field scrapped" or if return to the plant of manufacture is required.

Warranty Claims will process a credit memo offsetting the amount of the invoice, plus any surface freight charges. The warranty in effect for equipment and/or parts does not cover the cost of special freight terms.

Service Policy and In-Warranty Field Repair

Service Policy

The following outline of the Service Policy of SELLER is a complete explanation as to the purpose and administration of the policy.

Field Service Engineers are available for troubleshooting problems related to SELLER's manufactured products only. All requests for on-site assistance in diagnosing service problems will be scheduled at the discretion of the Service Department and only after previous attempts to diagnose equipment problems through direct communications with the installing or servicing agencies have failed.

Advance notice will usually be required to arrange an on-site inspection of the equipment installation by a Field Service Engineer, if SELLER determines that is needed, and the scheduling of the on-site inspection will be subject to the Field Service Engineer's availability. A purchase order from the original customer will be requested and must be on file with the SELLER's Service Department prior to scheduling of the Field Service Engineer. If the Field Service Engineer's inspection indicates the problem is due to installation, service, misapplication, or any situation that is beyond Heatcraft Refrigeration Products' control, the SELLER will invoice the customer against this purchase order at the rate established annually by SELLER (currently, \$740.00 per day) with a two (2) day minimum charge plus all related travel, lodging, sustenance, and incidental expenses. However, should the inspection reveal that the problem is due to deficiencies in material or workmanship by SELLER, no charges will be owed.

In the event that a Field Service Engineer is dispatched to a job site, it is mandatory that a representative of the customer and/or contractor be present at all times while the Service Engineer is on-site. Additionally, all actual service work must be performed by a qualified licensed refrigeration service technician equipped with the appropriate tools and test instruments. Advance arrangements should be made between the customer and SELLER and communicated to all of the appropriate parties. If this condition is not met, it is at SELLER's discretion as to whether the Field Service Engineer will continue with the job site inspection.

In-Warranty Field Repair

In some cases where the SELLER believes the customer may be better served, on-the-job repair may be authorized in writing at actual cost for appropriate repair. Specific information must be provided to the Service Department including the complete model and serial number of the equipment involved along with the actual start-up date of the equipment and the name of the original customer and a breakdown of estimated costs to repair. When authorization is given by SELLER personnel, a Field Repair Authorization Number will be issued for an approved, qualified licensed technician to conduct the repairs. This number will reference the estimated costs of repairs plus all pertinent information concerning the equipment. After completion of the repairs, the original service invoice should be sent to SELLER's Field Sales Representative, along with copies of any additional documentation required. The invoice must be complete, showing SELLER as the customer, with a brief description of all work performed, an itemized breakdown of labor and material, along with the model and serial number of the equipment. The Field Repair Authorization Number should also be noted.

When warranty coverage for repairs is expected from SELLER, the repairs should never be performed without prior written authorization from the Service Department (except during periods of extenuating circumstances which may preclude prior contact). In those instances when field labor is performed without the Service Department's prior written approval, reimbursement may, or may not be allowed. Our normal policy for reimbursement is by credit memo to the original purchaser. Repair or replacement of the product in these instances shall be the sole responsibility of the customer in each case. Repairs to products determined to be beyond the Standard Warranty period will be at the discretion of the customer or end user.

Recap of Returned Goods Policy for Field Distribution

Returned Goods Policy

- **Contact your Sales Representative or the Warranty Claims Department for prior authorization. No product will be accepted for credit without a properly completed authorization tag. The Return Material Authorization (RMA) Number must be marked clearly on the outside of the carton and a copy of the RMA should accompany the returned material.**
- **MANUFACTURED-TO-ORDER (NON-STOCK) UNITS ARE NOT ELIGIBLE FOR RETURN.**
- Goods requested to be returned for restock to Heatcraft Refrigeration Products' inventory must be in a new, unused, and salable condition, in the original cartons, and less than one year from the original invoice date.
- If an item has been field scrapped, no RMA is needed.
- Warranted units and/or parts found to be defective upon Seller's examination will be repaired or replaced. Heatcraft Refrigeration Products will require the following:
 - Complete model and serial number of the unit.
 - Start-up date of unit and failure date of unit.
 - Original invoice or acknowledgment number along with the original equipment purchaser's name.
- If an advance replacement is needed, contact your Customer Service Specialist.
- Goods must be returned prepaid (unless authorized otherwise) within 60 days of date on RMA. Failure to return goods within sixty (60) days may result in:
 1. Refusal of materials.
 2. Loss of credit.

Standard Warranty:

Seller warrants to its direct purchasers that Products, including Service Parts, shall be of a merchantable quality, free of defects in material or workmanship, under normal use and service for a period of one (1) year from date of original equipment start-up, or eighteen (18) months from date of shipment by Seller, whichever first occurs. This warranty runs to only the original purchaser of equipment or part. Any Products covered by this warranty found to Seller's satisfaction to be defective upon examination at Seller's factory will at Seller's option, be repaired or replaced and returned to Buyer via lowest common carrier Ex-Works Seller's dock. This is buyer's sole and exclusive remedy and, except as provided in the next sentence, seller's sole and exclusive liability in connection with the warranty. Or Seller may, at its sole option, grant Buyer a credit for the purchase price of the defective Product. Buyer must prepay all costs for transportation of Products to Seller's factory.

Seller shall have no liability for expenses incurred for repairs made by Buyer except by prior, written authorization. Any claim under this warranty shall be made to Seller in writing within the warranty period specified above – otherwise such claim shall be deemed waived. Seller shall have no warranty obligation whatsoever if its products have been subjected to alteration, misuse, negligence, free chemicals in system, corrosive atmosphere, accident, or if operation is contrary to Seller's or manufacturer's recommendations, or if the serial number has been altered, defaced, or removed.

THIS WARRANTY IS IN LIEU OF ALL OTHER WARRANTIES, EXPRESSED, IMPLIED OR STATUTORY, INCLUDING, BUT NOT LIMITED TO ANY WARRANTY OF MERCHANTABILITY OR FITNESS, AND ALL OTHER OBLIGATIONS OR LIABILITIES OF SELLER ARE HEREBY DISCLAIMED.

Additional Warranties:

The Standard Warranty specified above applies to all Products and Service Parts unless modified by the following:

THERMO-FLEX™ OR FLOATING TUBE™ DESIGN COIL

Seller warrants the Thermo-Flex/Floating Tube Design Coil of the "BM", "BH", "CM", "CH", "HM", "HH", "MM", "ML" or "LH" series of Unit Coolers; coil section of the "BLV", "BDVS", "BBV", "JLD", "JDDS", "JBD", "BDT", "BDN", "BDS", "BDB", "BZT", "BZN", "BZS", "BZB", "CDD", "CDDS", "CDT", "CDN", "CDS", "CZT", "CZN", "CZS", "HDD", "HDDS", "HDT", "HDN", "HDS", "HZN", "HZS", "LDV", "LDVS", "LDD", "LDDS", "LDT", "LDN", "LDS", "LZT", "LZN", "LZS" condensing units; and coil section of the "BN", "CN", "HN" or "LN" models of Air-cooled Condensers for a period of five (5) years from shipping date, in the event of any documented and verified (by Seller's representative) leaks in the coil tubes containing refrigerant at the point of and caused by tube contact with the end or center coil support sheets.

Seller will also reimburse the replacement cost of lost refrigerant for a period of five years from the date of shipment from leaks specifically caused by the reasons stated above. The replacement cost will be limited to one full system charge. The warranty specifically excludes leaks at header and weld joints, split tubes or leaks caused by failure to operate the product in accordance with published guidelines for operation and installation of equipment. The cost of replacement refrigerant will be limited to Seller's indexed nationwide average of refrigerant cost per pound. The warranty excludes any fines/fees related to refrigerant leaks.

Air-cooled CONDENSERS "BN", "CN", "HN", "LN" or "NRG" Models

Seller warrants Air-cooled Condensers "BN", "CN", "HN", "LN" or "NRG" Models for a period of two (2) years from date of original installation, or 30 months from the date of shipment by Seller, whichever first occurs.

Optional EC Condenser Fan Motors EC Motors

Five (5) Blade motor assemblies - for a period of three (3) years from date of original installation, or forty-two (42) months from date of shipment by Seller, whichever first occurs.

Unit Cooler EC Fan Motors

Seller warrants EC Motors for a period of two (2) years from date of original installation, or thirty (30) months from date of shipment by Seller, whichever first occurs.

Beacon II™ CONTROL SYSTEMS, Quick Response Controller (QRC) & IntelliGen™ Controller

Seller warrants the Beacon II™ Control System, Quick Response Controller and IntelliGen™ Controller parts for a period of three (3) years from the date of original installation, or forty-two (42) months from the date of shipment by Seller, whichever first occurs.

PRO3 PACKAGED REFRIGERATION SYSTEM:

Seller warrants the PRO3 Packaged Refrigeration System for a period of two (2) years from date of original installation, or thirty (30) months from date of shipment by Seller, whichever first occurs.

HYPERCORE™ Microchannel Coil

Seller warrants the Hypercore™ Microchannel Condenser Coil for a period of two (2) years from date of original installation, or thirty (30) months from date of shipment by Seller, whichever first occurs.

SMART DEFROST KIT™

Seller warrants the Smart Defrost Kit™ for a period of two (2) years from date of original installation, or thirty (30) months from date of shipment by Seller, whichever first occurs.

LG Scroll Compressors Seller warrants the LG Scroll Compressors for a period of two (2) years from date of original installation, or thirty (30) months from date of shipment by Seller, whichever first occurs.

MOTOR COMPRESSORS:

Motor compressor replacements or exchanges shall be made through the nearest authorized wholesaler of the motor compressor manufacturer (not at Seller's factory) and no freight shall be allowed for transportation of the motor compressor to and from the wholesaler. The replacement motor compressor shall be identical to the model of the motor compressor being replaced. Additional charges which may be incurred throughout the substitution of other than identical replacements are not covered by this warranty. An optional, non-assignable, three (3) or four (4) year extended compressor warranty may be purchased for extra cost within the boundaries of the United States of America, its territories and possessions, and Canada. With this extended compressor warranty, replacements are administered by an authorized compressor distributor only. Replacements within the time period of the standard Warranty (as modified in some instances as stated above) are available through the distributor; for the remaining years, the purchaser must submit a proof-of-purchase of a compressor and supply it to Heatcraft Warranty Claims for reimbursement.

THIS WARRANTY SHALL NOT APPLY:

1. When this equipment or any part thereof is damaged by accident, fire, flood, act of God, alteration, abuse, misuse, tampering, when the original model and serial number plate has been altered, defaced, or removed or used other than the recommended application by Seller.
2. When this equipment or any part thereof is subject to operation on low, high or improper voltages. Low and high voltage is defined as more than a 5% drop below or 10% higher than name plate voltage ratings for single phase equipment or more than 10% drop below or 10% higher than name plate voltage for three phase equipment. NOTE: Proper field supply voltage to the equipment is the responsibility of the owner (end user).
3. To equipment with final destinations unknown to seller as indicated on the original sales order.
4. To labor cost for repair or replacement of parts.
5. To special or expedited freight or shipping charges or to customs duties to any country.
6. If the Warranty holder fails to comply with all the provisions, terms and conditions of this Warranty.

Parts replaced under this Warranty are warranted only through the remainder of the original Warranty.

Extended Service Agreements are provided by a third party not affiliated with Seller. The services provided by the third party are subject to the terms and conditions of the Extended Service Agreements and Seller is not responsible for those services or the third party's performance of its obligations.

IT IS EXPRESSLY UNDERSTOOD AND AGREED THAT SELLER SHALL NOT BE LIABLE TO BUYER, OR ANY CUSTOMER OF BUYER, FOR INDIRECT, SPECIAL, INCIDENTAL, CONSEQUENTIAL OR PUNITIVE DAMAGES, INCLUDING LOSS OF PROFITS, ADDITIONAL LABOR COSTS, LOSS OF REFRIGERANTS OR FOOD PRODUCT, OR ANY INJURY TO PERSON OR PROPERTY CAUSED BY DEFECTIVE MATERIAL OR PARTS OR FOR ANY DELAY OR MISPERFORMANCE IN THE PERFORMANCE DUE TO CAUSES BEYOND ITS CONTROL OR FOR ANY EXPENSES INCURRED BY REASON OF THE USE OR MISUSE BY BUYER OR THIRD PARTIES OF THE PRODUCTS. SELLER'S MAXIMUM LIABILITY FOR DIRECT DAMAGES IS LIMITED TO THE AMOUNT PAID BY THE BUYER FOR THE PARTICULAR ITEM OF EQUIPMENT OR PART INVOLVED.

NOTE: IN THE CONSTANT EFFORT TO IMPROVE OUR PRODUCTS, WE RESERVE THE RIGHT TO CHANGE AT ANY TIME SPECIFICATIONS, DESIGN, OR PRICES WITHOUT INCURRING OBLIGATION.

Q: What is Heatcraft Refrigeration's standard warranty?

A: All units sold by Heatcraft Refrigeration Products are covered under the standard catalog warranty. The basic terms of the standard catalog warranty is as follows: Products warranted for one year from date of original installation, or eighteen (18) months from date of original shipment, from Heatcraft Refrigeration Products, whichever occurs first.

Replacement parts used on equipment past warranty terms are warranted for 1 year from date of installation

View Catalog Products Warranty section for more detailed information

Q: How do I know if my Heatcraft Refrigeration unit is in warranty?

A: Contact Heatcraft Refrigeration Product's warranty department at (800) 537-7775 with the model and serial number of the equipment that was serviced along with the equipment's original installation date

Q: How do I submit a warranty claim?

A: Warranty claims should be submitted to the original purchaser of your Heatcraft Refrigeration Products equipment. If assistance is needed to identify the equipment's original purchaser you can contact Heatcraft Refrigeration Product's warranty department at (800) 537-7775 with the model and serial number of the equipment that was serviced.

Q: How do I get a warranty claim form?

A: Heatcraft Refrigeration Product currently does not have a warranty claim form. Instead, all warranty claims for Heatcraft equipment are processed through the original purchaser of the equipment serviced.

Q: How do I return material (defective/new and unused)?

A: The original purchaser must receive written permission from Heatcraft Refrigeration Products to return the product. Contact the Heatcraft Field Sales Representative or a Heatcraft Refrigeration Product's warranty representative at (800) 537-7775.

Q: Who do I contact to service my Heatcraft Refrigeration equipment?

A: Heatcraft Refrigeration Products does not have authorized service contractors. A qualified refrigeration service contractor of your choice is permitted to service Heatcraft equipment as needed. All service contractors should contact Heatcraft Refrigeration Products warranty department to confirm warranty status prior to beginning any service related work

Q: How do I get an "in-warranty" replacement part?

A: You can contact Interlink Parts for in-warranty replacements using one of the following:
By phone at (800) 686-7278 between the hours of 7:30 AM to 4:30 PM Central Time or by email at interlinkparts@heatcrafttrpd.com

Q: How do I locate an authorized Heatcraft Refrigeration wholesaler?

A: You can locate authorized Heatcraft Refrigeration Products parts wholesalers in your area by using one of the following:
By contacting a Heatcraft Refrigeration Products Customer Service Representative at (800) 537-7775 between the hours of 8:00 AM to 5:30 PM Eastern Time or by clicking one of the various wholesaler links found on Heatcraft Refrigeration Products Warranty Webpage

Q: How can I check the status of a warranty claim once submitted?

A: You can contact Heatcraft Refrigeration Product's warranty department at (800) 537-7775. Make sure to have your Heatcraft equipment serial number handy for reference purposes.



2175 West Park Place Blvd. • Stone Mountain, GA 30087

Phone: 800.537.7775 • Fax: 770.465.5990