

## Featured Products ...



**Slim Contour Unit Cooler**  
See page 14



**Low Profile Unit Cooler**  
See page 18



**1/2 - 6 HP Condensing Units with Micro-channel Coils & VSEC Condenser Fan Motors**  
See page 85



**12 - 40 HP Vertical Air Discharge Condensing Units**  
See page 112



**11 - 264 Ton Air-cooled Condensers**  
See page 170



**Direct Drive Fluid Coolers - FN Models**  
See page 190



**Lead Lag Temperature Controller**  
See page 211



**Condensing Units with Screw Compressors**  
See page 213



**Air-cooled Package Chillers for Process Cooling**  
See page 212

## Quick Section Listing

### Unit Coolers

**1** Reach-In Unit Coolers

**11** Step-In Unit Coolers

**14** Walk-In Unit Coolers

**68** Refrigerated Warehouse Unit Coolers

Section 1

### Compressorized Products

**85** Air-Cooled Condensing Units

**143** Water-Cooled Condensing Units

**154** Remote Compressor Units

**160** PRO3 Packaged Refrigeration Systems

Section 2

### Condensers & Fluid Coolers

**166** Air-Cooled Condensers

**190** Fluid Coolers

Section 3

### More Products & Services

**207** Refrigeration Controls & Technology

**212** Other Products & Services

Section 4

### Resources & Information

**221** Terms of Sale & Product Warranty

Section 5

## Section I: Reach-In Unit Coolers

Thin Profile Air Defrost .....	1
Thin Profile Electric Defrost .....	2
C Profile .....	3
V Profile .....	4
Back Bar .....	5
Mullion .....	6
Reverse Mullion .....	7
Twin Flow .....	8
Dual Air .....	9
Shipped-Loose Accessories .....	10

## Section II: Step-In Unit Coolers

Extended Thin Profile .....	11
Models & Options Pricing .....	12
Shipped-Loose Accessories .....	13

## Section III: Walk-In Unit Coolers

<b>Slim Contour</b> .....	<b>14</b>
Discontinued .....	15
Discontinued .....	15
Discontinued .....	16
Discontinued .....	17
<b>Low Profile</b> .....	<b>18</b>
Mounted Components Models .....	19
Air Defrost Models & Options .....	20
Electric Defrost Models & Options .....	23
Hot Gas Defrost Models & Options .....	27
Hot Gas Reverse Cycle Kits .....	31
Hot Gas 3-Pipe Kits .....	32
Shipped-Loose Accessories .....	33
<b>Low Flow</b> .....	<b>34</b>
Air Defrost Models & Options .....	35
Electric Defrost Models & Options .....	37
Hot Gas Defrost Models & Options .....	38
Shipped-Loose Accessories .....	40
<b>Low Velocity Center Mount</b> .....	<b>41</b>
Air Defrost Models & Options .....	42
Electric Defrost Models & Options .....	44
Hot Gas Defrost Models & Options .....	45
Shipped-Loose Accessories .....	46
<b>Center Mount</b> .....	<b>47</b>
Air Defrost Models & Options .....	48
Electric Defrost Models & Options .....	50
Shipped-Loose Accessories .....	51
<b>Medium Profile</b> .....	<b>52</b>
Air Defrost Models & Options .....	53
Electric Defrost Models & Options .....	56
Hot Gas Defrost Models & Options .....	62
Hot Gas Reverse Cycle Kits .....	66
Shipped-Loose Accessories .....	67

## Section IV: Refrigerated Warehouse Unit Coolers

<b>Large Unit Coolers</b> .....	<b>68</b>
Air Defrost Models & Options .....	69
Electric Defrost Models & Options .....	72
Hot Gas Defrost Models & Options .....	77
Hot Gas Reverse Cycle Kits .....	82
Shipped-Loose Accessories .....	83

## Section V: Air-Cooled Condensing Units

<b>½ - 6 HP Horizontal Air Discharge</b> .....	<b>85</b>
Standard & Configurable Models Pricing .....	86
Pre-Configured Outdoor Scroll Low and Medium Temp Models .....	91
Factory-Installed Options .....	94
Factory-Installed Electric Defrost Options .....	96
Shipped-Loose Accessories .....	97
<b>3 - 22 HP Horizontal Air Discharge</b> .....	<b>98</b>
Standard & Configurable Models Pricing .....	99
Factory-Installed Options .....	101
Factory-Installed Electric Defrost Options .....	104
Shipped-Loose Accessories .....	105
<b>4 - 13 HP Horizontal Air Discharge</b> .....	<b>106</b>
Configurable Models Pricing .....	107
Factory-Installed Options .....	108
Factory-Installed Electric Defrost Options .....	110
Shipped-Loose Accessories .....	111
<b>12 - 40 HP Vertical Air Discharge</b> .....	<b>112</b>
Configurable Models Pricing .....	113
Factory-Installed Options .....	115
Factory-Installed Electric Defrost Options .....	118
Shipped-Loose Accessories .....	119
<b>13 - 50 HP Vertical Air Discharge</b> .....	<b>120</b>
Configurable Models Pricing .....	121
Factory-Installed Options .....	122
Factory-Installed Electric Defrost Options .....	124
Shipped-Loose Accessories .....	125
<b>24 - 80 HP Dual Compressor</b> .....	<b>126</b>
Configurable Models Pricing .....	127
Factory-Installed Options .....	129
Factory-Installed Electric Defrost Options .....	132
Shipped-Loose Accessories .....	133
<b>26 - 100 HP Dual Compressor</b> .....	<b>134</b>
Configurable Models Pricing .....	135
Factory-Installed Options .....	137
Factory-Installed Electric Defrost Options .....	141
Shipped-Loose Accessories .....	142

## Section VI: Water-Cooled Condensing Units

<b>½ - 6 HP</b> .....	<b>143</b>
Configurable Models Pricing .....	144
Factory-Installed Options .....	146
Factory-Installed Electric Defrost Options .....	147
Shipped-Loose Accessories .....	148
<b>¾ - 22 HP</b> .....	<b>149</b>
Configurable Models Pricing .....	150
Factory-Installed Options .....	151
Factory-Installed Electric Defrost Options .....	152
Shipped-Loose Accessories .....	153

# Table of Contents

## Section VII: Remote Compressor Units

<b>¾ - 22 HP</b> .....	<b>154</b>
Configurable Models Pricing .....	155
Factory-Installed Options .....	157
Factory-Installed Electric Defrost Options .....	158
Shipped-Loose Accessories .....	159

## Section VIII: PRO3 Packaged Refrigeration Systems

<b>Top Mount</b> .....	<b>160</b>
Standard Models Pricing .....	161
<b>Side Mount (Discontinued)</b> .....	<b>164</b>
Standard Models Pricing (Discontinued).....	165

## Section IX: Air-Cooled Condensers

<b>1 - 26 Ton</b> .....	<b>166</b>
Configurable Models & Options Pricing .....	167
Ship-Loose Accessories .....	169
<b>11 – 264 Ton</b> .....	<b>170</b>
Configurable Models Pricing .....	171
Options Pricing - Rail-Mounted VSEC Models .....	177
Options Pricing - Venturi-Mounted VSEC Models .....	178
Options Pricing - Fixed Speed Models .....	179
Coil Options Pricing - All Models .....	181
<b>Microchannel Condenser</b> .....	<b>187</b>
Discontinued .....	188
Discontinued .....	188
Discontinued .....	189

## Section X: Fluid Coolers

<b>FN Fluid Coolers</b> .....	<b>190</b>
FNH Models 1.5 HP 1140 RPM Motors .....	191
FNL Models 1.5 HP 830 RPM Motors .....	192
FNQ Models 0.5 HP 540 RPM Motors .....	193
FNE Models VSEC Motors .....	194
Options Pricing - VSEC Models .....	195
Options Pricing - FNH/FNL/FNQ Models .....	196
Connections Options - All Models .....	197
Coil Options Pricing - All Models .....	198
Shipped-Loose Accessories .....	203
<b>Small Fluid Coolers</b> .....	<b>204</b>
Configurable Models & Options Pricing .....	205
Shipped-Loose Accessories .....	206

## Section XI: Refrigeration Controls & Technology

<b>intelliGen™ Refrigeration Controller</b> .....	<b>207</b>
<b>Beacon II™ Refrigeration System</b> .....	<b>208</b>
<b>HyperCore™ Micro-Channel Coils</b> .....	<b>210</b>
<b>Remote Refrigeration Control</b> .....	<b>210</b>
<b>Lead Lag Temperature Controller</b> .....	<b>211</b>
<b>Split System Controller</b> .....	<b>211</b>

## Section XII: Other Products & Services

<b>Air-Cooled Package Chillers</b> .....	<b>212</b>
<b>Screw Compressor Condensing Units</b> .....	<b>213</b>
<b>Heatcraft Commercial Financing</b> .....	<b>214</b>
<b>Mohave™ Advanced Hot Gas Defrost System</b> .....	<b>215</b>
<b>Two Stage Condensing Units &amp; Systems</b> .....	<b>216</b>
<b>FlexPack™</b> .....	<b>217</b>
<b>Refrigeration Racks</b> .....	<b>218</b>
<b>Air Handlers</b> .....	<b>218</b>
<b>Compressor Protection Plan</b> .....	<b>219</b>
<b>Extended Service Agreements</b> .....	<b>220</b>

## Section XIII: Terms of Sales & Product Warranty

<b>Terms &amp; Conditions of Sale</b> .....	<b>221</b>
<b>Catalog Products Warranty</b> .....	<b>224</b>
<b>Warranty FAQ</b> .....	<b>226</b>

**Page left blank intentionally.**

## Thin Profile Air Defrost

## Overview



### Product Description

Model TA is a thin profile air defrost unit which mounts in the top of a refrigerator and makes the entire top shelf area usable. The attractive low silhouette makes the unit particularly desirable for display type refrigerators. It can also be used in back bars, under counter cabinets, or wherever space is at a premium and is ideal for 35° to 45°F fixtures at 10° to 15° TD applications with 16 hours maximum compressor run time per day.

### Certifications



### Standard Features

- Textured aluminum cabinet
- Molded Polycarbonate guards and fans
- Drain fitting mounted at 45° angle so drain can be run through back or bottom of refrigerator
- Expansion valve can be mounted inside the cabinet
- Stainless steel screws
- Motors are thermally protected and permanently lubricated
- Convenient, moisture proof motor plug
- Compact design achieves a big job in a small space
- Internal junction box for electrical connection
- Sweat inlet connection standard to reduce leaks

### Options

- Flare connection available as a ship loose option
- Optional coated coil available (Model TAK) for enhanced protection in corrosive environments

### Model Pricing

Chandler Standard Model	Voltage	List Price (\$US)	Chandler Standard Model	Voltage	List Price (\$US)
TA10AG	115/1/60	699	TA43AG	115/1/60	2,255
TA10BG	208-230/1/60	751	TA43BG	208-230/1/60	2,412
TA13AG	115/1/60	904	TA55AG	115/1/60	2,857
TA13BG	208-230/1/60	969	TA55BG	208-230/1/60	3,056
TA17AG	115/1/60	1,057	TAK10AG	115/1/60	816
TA17BG	208-230/1/60	1,127	TAK10BG	208-230/1/60	875
TA23AG	115/1/60	1,343	TAK13AG	115/1/60	1,037
TA23BG	208-230/1/60	1,442	TAK13BG	208-230/1/60	1,114
TA30AG	115/1/60	1,669	TAK17AG	115/1/60	1,182
TA30BG	208-230/1/60	1,783	TAK17BG	208-230/1/60	1,266

Chandler Standard Model	Voltage	List Price (\$US)
TAK23AG	115/1/60	1,497
TAK23BG	208-230/1/60	1,600
TAK30AG	115/1/60	1,827
TAK30BG	208-230/1/60	1,953
TAK43AG	115/1/60	2,478
TAK43BG	208-230/1/60	2,653
TAK55AG	115/1/60	3,178
TAK55BG	208-230/1/60	3,404

### Nomenclature

TA	K	17	B	G
Model Series	Coil Option	Model Size	Electrical Code	Vintage
Thin Profile Air Defrost	Blank = Standard K = Coated	# x 100 = BTUH	A = 115/1/60 B = 208-230/1/60	

### Thin Profile Electric Defrost

### Overview



#### Product Description

Model TL low temperature unit cooler has a completely automatic defrost system. Mounted in the top of a refrigerator, its extremely compact cabinet makes it possible to utilize the entire top shelf area for storage. Having a normal operating range of +20°F. to -20°F., this unit is ideally suited applications including commercial freezers, ice cream boxes, bakery freezers and dual-temp reach-in boxes. Mechanical contact is provided between the heater elements and the drain pan, ensuring a warm pan during the defrost cycle. Opting for EC motors makes this product qualified to be included in the **E Solutions™** product portfolio because of increased energy efficiency and cost savings.

#### Certifications



#### Standard Features

- Electric defrost ensures positive heat source
- Built-in fan delay allows coil to be chilled before returning to the normal cooling cycle
- Defrost terminates on coil temperature eliminating excessive defrost period
- Textured aluminum cabinet
- Molded Polycarbonate guard
- Knockouts provided on sides for electrical connections - opening in rear for coil connections
- Expansion valve can be mounted inside the cabinet
- Stainless steel screws
- Motors are thermally protected and permanently lubricated
- Internal junction box for electrical connection
- Plate type aluminum fins with full collars on expanded copper tubes
- Coils are dehydrated and sealed
- Easy to install and maintain
- Sweat inlet connection to reduce leaks
- All models UL listed for the US and Canada
- UL classified to NSF standards

#### Options

- Flare connection available as a ship loose option
- EC motors available for some models

#### Model Pricing

Chandler Standard Model	Voltage	List Price (\$US)
TL09AG	115/1/60	1,165
TL09BG	208-230/1/60	1,165
TL12AG	115/1/60	1,401
TL12BG	208-230/1/60	1,401
TL16AG	115/1/60	1,733
TL16BG	208-230/1/60	1,733

Chandler Standard Model	Voltage	List Price (\$US)
TL21AG	115/1/60	1,969
TL21BG	208-230/1/60	1,969
TL28AG	115/1/60	2,478
TL28BG	208-230/1/60	2,478
TL35BG	208-230/1/60	2,795
TL53BG	208-230/1/60	3,848

#### Nomenclature

TL	12	B	G
Model Series	Model Size	Electrical Code	Vintage
Thin Profile Electric Defrost	# x 100 = BTUH	A = 115/1/60 B = 208-230/1/60	

## C Profile

## Overview



### Product Description

Model C is ideal for refrigerated reach-ins. It mounts to the top of the refrigerator and discharges cold air against the back wall. With this air flow pattern, the air is not blasted on the product but is diffused along the back wall and then gently drawn across the product as it returns to the unit. Thus, uniform temperatures are maintained throughout the refrigerator. In addition, door sweating and refrigeration loss due to door opening is greatly reduced because the air is not discharged against the doors. Mounting is made easy by means of aluminum hangers that automatically space the unit the correct distance from the back wall. The expansion valve fits inside, out of sight. Opting for EC motors makes this product qualified to be included in the **E Solutions™** product portfolio because of increased energy efficiency and cost savings.

### Certifications



### Standard Features

- Textured aluminum cabinet
- Molded Polycarbonate guard
- Drain fitting at 45-degree angle so drain can be run through bottom or back of refrigerator
- Aluminum hangers automatically space the unit to the correct distance from the back wall
- Stainless steel screws prevent rust streaks
- Room for expansion valve inside the unit
- Knockouts in sides and top plus openings in rear provide maximum flexibility for electrical connection
- Full collar aluminum fins on expanded copper tubes
- Internal junction box with pigtail leads for electrical connection
- Motors are thermally protected and permanently lubricated
- Sweat inlet connection standard to reduce leaks
- All models UL listed for US and Canada
- UL classified to NSF standards

### Options

- Flare connection available as a ship loose option
- Optional coated coil available (Model CK) for enhanced protection in corrosive environments
- EC motors available

### Model Pricing

Chandler Standard Model	Voltage	List Price (\$US)	Chandler Standard Model	Voltage	List Price (\$US)
C13AG	115/1/60	894	CK13AG	115/1/60	959
C13BG	208-230/1/60	959	CK13BG	208-230/1/60	1,028
C17AG	115/1/60	945	CK17AG	115/1/60	1,025
C17BG	208-230/1/60	1,014	CK17BG	208-230/1/60	1,095
C23AG	115/1/60	1,099	CK23AG	115/1/60	1,182
C23BG	208-230/1/60	1,181	CK23BG	208-230/1/60	1,266
C30AG	115/1/60	1,416	CK30AG	115/1/60	1,634
C30BG	208-230/1/60	1,574	CK30BG	208-230/1/60	1,743
C43AG	115/1/60	1,770	CK43AG	115/1/60	2,108
C43BG	208-230/1/60	1,896	CK43BG	208-230/1/60	2,259


### Nomenclature

C	K	43	B	G
Model Series	Coil Option	Model Size	Electrical Code	Vintage
High Profile Unit Cooler	Blank = Standard K = Coated	# x 100 = BTUH	A = 115/1/60 B = 208-230/1/60	



### V Profile

### Overview



#### Product Description

Model VA is a deluxe unit designed for use in small reach-ins, back bar and under counter refrigerators, and many other applications where a small, compact unit is required. The thermal expansion valve mounts inside the unit. The unit can be mounted from the ceiling or off the back wall or end walls, or can be used in a mullion application. Opting for EC motors makes this product qualified to be included in the **E Solutions™** product portfolio because of increased energy efficiency and cost savings.

#### Certifications



#### Standard Features

- Textured aluminum cabinet
- Molded Polycarbonate fan guard
- Improved drain pan overlaps coil surface to catch all condensate
- Stainless steel screws prevent rust streaks
- Plate-type aluminum fins with full collars on expanded copper tubes
- Expansion valve can be mounted inside the cabinet
- Internal junction box for electrical connection
- Pigtail leads in junction box
- Motors are thermally protected and permanently lubricated
- Top quality throughout in a compact size
- Sweat inlet connection standard to reduce leaks
- All models UL listed for US and Canada
- UL classified to NSF standards

#### Options

- Flare connection available as a ship loose option
- Optional coated coil available (Model VAK) for enhanced protection in corrosive environments
- EC motors available for some models

#### Models Pricing

Chandler Standard Model	Voltage	List Price (\$US)
VA06AG	115/1/60	588
VA06BG	208-230/1/60	630
VA08AG	115/1/60	630
VA08BG	208-230/1/60	678
VA12AG	115/1/60	857
VA12BG	208-230/1/60	920
VA17AG	115/1/60	969
VA17BG	208-230/1/60	1,034

Chandler Standard Model	Voltage	List Price (\$US)
VAK06AG	115/1/60	679
VAK06BG	208-230/1/60	722
VAK08AG	115/1/60	717
VAK08BG	208-230/1/60	768
VAK12AG	115/1/60	926
VAK12BG	208-230/1/60	992
VAK17AG	115/1/60	1,037
VAK17BG	208-230/1/60	1,114

#### Nomenclature

VA	K	08	A	G
Model Series	Coil Option	Model Size	Electrical Code	Vintage
V Profile Unit Cooler	Blank = Standard K = Coated	# x 100 = BTUH	A = 115/1/60 B = 208-230/1/60	



## Back Bar

## Overview



### Product Description

Model BB, available in medium and low temperature, a compact, wall-mounted units featuring a low height making them ideal for under counter reach-in or drawertype fixtures. The unit draws air in at the bottom and discharges out the front. An optional air deflector is included and can be mounted over the center of the fan to direct air up and out. The deflector can be fieldformed to direct the air where needed, usually onto drop-in trays of condiments in salad bar or sandwich preparation fixtures. An S-type mounting angle is included to position the unit 3/4" off the wall, allowing for optimum air circulation and performance.

### Certifications



### Standard Features

- Molded Polycarbonate fan guards
- Coils have copper tubes with aluminum fins, mechanically bonded for efficient heat transfer. The coils are dehydrated and sealed
- Textured aluminum cabinet
- Knockouts are conveniently located for refrigerant lines
- Screws are hardened, stainless steel
- Expansion valve can be mounted inside the cabinet and connections are sweat-type
- Motors are thermally protected and permanently lubricated
- Master units include the basic unit plus factory mounted expansion valve, solenoid, and temperature control. Also right-hand piping extended 8" - 12" outside the housing, sealed and pressurized to 20 - 30 PSI. A 1/4" OD liquid feed to slave is included
- Slave units include the basic unit plus factory mounted expansion valve with left-hand piping extended 8" - 12" outside the housing, sealed and pressurized to 20 - 30 PSI
- Sweat inlet connection to reduce leaks

### Options

- Flare connection available as a ship loose option
- Consult Factory for 208-230V units

### Model Pricing

Consult factory for 208-230V units

Chandler Standard Model	Voltage	List Price (\$US)
BBM11AG	115/1/60	1,220
BBM16AG	115/1/60	1,472
BBMM11AG	115/1/60	2,686
BBMM16AG	115/1/60	2,943
BBMS11AG	115/1/60	2,332
BBMS16AG	115/1/60	2,591


Chandler Standard Model	Voltage	List Price (\$US)
BBL10AG	115/1/60	1,644
BBL15AG	115/1/60	1,952
BBLM10AG	115/1/60	3,549
BBLM15AG	115/1/60	3,960
BBLS10AG	115/1/60	3,195
BBLS15AG	115/1/60	3,608

### Nomenclature

BB	L	S	10	A	G
Model Series	Unit Temp	Unit Type	Model Size	Electrical Code	Vintage
Back Bar Unit Cooler	L = Low M = Medium	Blank = Standard S = Slave M = Master	# x 100 = BTUH	A = 115/1/60 B = 208-230/1/60	

### Mullion

### Overview



#### Product Description

Model KMK is ideal for under-counter reachin refrigerators. The thin line design allows the unit to be mounted behind the mullion with sufficient clearance for tray slides. A down flow fan arrangement is used with air drawn in at the top and discharged at the bottom. This design provides superior air circulation and ensures uniform temperature throughout the cabinet. This versatile design is also adaptable for mounting on the back wall or ends of a cooler. The method of air circulation ensures minimum box temperature rise when the cabinet doors are open. Ideal for bottled goods and beverage coolers.

#### Certifications



#### Standard Features

- Light grained aluminum cabinets
- PVC coated fan guard
- Stainless steel hardware
- Coils have full collar aluminum fins on expanded copper tubes
- Coated coil for enhanced protection in corrosive environments
- Refrigerant connection knockouts provided on both ends of unit
- Expansion valve can be mounted inside the cabinet
- Motors are thermally protected and permanently lubricated
- Internal junction box for electrical connection
- Adjustable air deflector included provides different air patterns. Air can be directed where it's needed
- Sweat inlet connection to reduce leaks
- All models UL listed for the US and Canada
- UL classified to NSF standards

#### Options

- Flare connection available as a ship loose option

#### Model Pricing


Chandler Standard Model	Voltage	List Price (\$US)
KMK13AG	115/1/60	1,284
KMK13BG	208-230/1/60	1,372
KMK17AG	115/1/60	1,554
KMK17BG	208-230/1/60	1,659
KMK23AG	115/1/60	1,859
KMK23BG	208-230/1/60	1,988

#### Nomenclature

KM	K	13	A	G
Model Series	Coil Option	Model Size	Electrical Code	Vintage
Kompact Mullion	K = Coated	# x 100 = BTUH	A = 115/1/60 B = 208-230/1/60	

## Reverse Mullion

## Overview



### Product Description

Model RAMK is ideal for under-counter reach-in refrigerators, under-counter drawer type refrigerators and salad bars. The unit is suitable for mounting behind a mullion or on a wall. An up flow air pattern is used with air drawn in at the bottom and discharged out the top. This provides optimum temperature for drop in trays on salad bars or prep tables. It also keeps drawer stored product in premium condition.

An adjustable and detachable air deflector/splash protector is included. The deflector can be adjusted to direct the air up and out at a 45° angle. This feature provides excellent air distribution over drop in trays or containers. Food in the trays and containers stays colder, lasts longer, and retains the desired appearance. The deflector can be adjusted to distribute air out both sides when used as a mullion unit.

### Certifications



### Standard Features

- Textured aluminum cabinet
- PVC coated fan guard
- Stainless steel hardware
- Coils have full collar aluminum fins on expanded copper tubes
- Coated coil for enhanced protection in corrosive environments
- Refrigerant connection knockouts provided on both ends of unit
- Expansion valve can be mounted inside the cabinet
- Motors are thermally protected and permanently lubricated
- Internal junction box for electrical connection
- Adjustable air deflector included provides different air patterns. Air can be directed where it's needed
- Sweat inlet connection standard to reduce leaks
- All models are UL listed for the US and Canada
- UL classified to NSF standards

### Options

- Flare connection available as a ship loose option

### Models Pricing

Chandler Standard Model	Voltage	List Price (\$US)
RAMK13AG	115/1/60	1,284
RAMK13BG	208-230/1/60	1,372
RAMK17AG	115/1/60	1,554
RAMK17BG	208-230/1/60	1,659
RAMK23AG	115/1/60	1,859
RAMK23BG	208-230/1/60	1,988

### Nomenclature

RAM	K	13	A	G
Model Series	Coil Option	Model Size	Electrical Code	Vintage
Reverse Air Flow Kompact Mullion	K = Coated	# x 100 = BTUH	A = 115/1/60 B = 208-230/1/60	

### Twin Flow

### Overview



#### Product Description

Model BTO is a compact two-way design with medium velocity airflow. The unit is mounted flush to the ceiling and draws air in through the fan and discharges out both sides. The air pattern reduces air loss when doors are opened and the medium velocity reduces product drying. Twin flow units are for temperatures of 35°F. and higher. Box temperatures are kept more constant throughout and fresh products last longer. Seven sizes are available with BTUH from 900 to 5500 at 10° TD. Opting for EC motors makes this product qualified to be included in the **E Solutions™** product portfolio because of increased energy efficiency and cost savings.

#### Certifications



#### Standard Features

- Compact two-way design with medium velocity air flow
- Mounts flush to the ceiling and draws air in through the fan and discharges out both sides
- Air pattern reduces air loss when doors are opened and the medium velocity reduces product drying
- Textured aluminum cabinet
- Stainless steel fasteners
- Molded Polycarbonate fan guards
- Drain pan and fan panel is easily removed for installation and servicing
- Coils are constructed of copper tubing with aluminum fins
- Expansion valve can be mounted inside the cabinet
- Internal junction box is provided for electrical connection
- Motors are thermally protected and permanently lubricated
- Sweat inlet connection to reduce leaks
- All models are UL listed for the US and Canada
- UL classified to NSF standards

#### Options

- Flare connection available as a ship loose option
- Optional coated coil available (Model BTOK) for enhanced protection in corrosive environments
- EC motors available for some models

#### Model Pricing

Chandler Standard Model	Voltage	List Price (\$US)
BTO09AG	115/1/60	735
BTO09BG	208-230/1/60	787
BTO13AG	115/1/60	970
BTO13BG	208-230/1/60	1,036
BTO18AG	115/1/60	1,125
BTO18BG	208-230/1/60	1,203
BTO25AG	115/1/60	1,384
BTO25BG	208-230/1/60	1,474
BTO35AG	115/1/60	1,794
BTO35BG	208-230/1/60	1,917
BTO45AG	115/1/60	2,272
BTO45BG	208-230/1/60	2,431
BTO55AG	115/1/60	2,885
BTO55BG	208-230/1/60	3,088
BTOK09AG	115/1/60	869
BTOK09BG	208-230/1/60	936
BTOK13AG	115/1/60	1,043
BTOK13BG	208-230/1/60	1,116
BTOK18AG	115/1/60	1,322
BTOK18BG	208-230/1/60	1,416
BTOK25AG	115/1/60	1,630
BTOK25BG	208-230/1/60	1,739
BTOK35AG	115/1/60	2,113
BTOK35BG	208-230/1/60	2,261
BTOK45AG	115/1/60	2,645
BTOK45BG	208-230/1/60	2,830
BTOK55AG	115/1/60	3,286
BTOK55BG	208-230/1/60	3,518

#### Nomenclature

BTO	K	09	A	G
Model Series	Coil Option	Model Size	Electrical Code	Vintage
Twin Flow Unit Cooler	Blank = Standard K = Coated	# x 100 = BTUH	A = 115/1/60 B = 208-230/1/60	

## Dual Air

## Overview



### Product Description

Model U unit cooler is used wherever a small, compact unit is required, such as salad boxes, back bars and direct draw boxes. It can be mounted on the ceiling or wall. The Model U unit draws air in through the front and discharges it out both sides to ensure proper distribution of cool air and thus maintain a uniform box temperature.

### Certifications



### Standard Features

- Textured aluminum cabinet
- Full collar aluminum fins on expanded copper tubes
- Detachable drain pan that is easy to clean
- Molded 3-prong motor connector to save installation time and expense
- Motors are thermally protected and permanently lubricated
- Optional coated coil available (Model UK) for enhanced protection in corrosive environments
- Sweat inlet connection to reduce leaks
- All models are UL recognized for the US and Canada
- UL classified to NSF standards

### Options

- Flare connection available as a ship loose option

### Model Pricing

Chandler Standard Model	Voltage	List Price (\$US)
U0090	115/1/60	726
U0091	208-230/1/60	955
U0120	115/1/60	826
U0121	208-230/1/60	1,034
U0150	115/1/60	924
U0151	208-230/1/60	1,145
UK0090	115/1/60	831
UK0091	208-230/1/60	1,086
UK0120	115/1/60	940
UK0121	208-230/1/60	1,196
UK0150	115/1/60	1,057
UK0151	208-230/1/60	1,296

### Nomenclature

U	K	09	0
Model Series	Coil Option	Model Size	Electrical Code
Dual Aire Standard Coil	Blank = Standard K = Coated	# x 100 = BTUH	0 = 115/1/60 1 = 208-230/1/60

### Shipped-Loose Accessories

Can't Find Something or need help selecting the appropriate accessory for your unit? Please contact your local Sales Representative or Account Engineer for assistance.

Part Number	Description	List Price (\$US)	Notes
<b>Room Thermostats</b>			
2891040	Room Thermostat	309	-
28963301	Electronic Room Thermostat	502	-
<b>Defrost Controls</b>			
4267W	Adjustable Defrost Control / Fan Delay Switch	289	-

### Expansion Valves (TXV)

When placing order, please specify refrigerant type, saturated suction temperature (SST), liquid temperature, and room temperature.

Part Number	List Price (\$US)	Capacity Range (BTUH)
TXV024	359	24,000 BTUH and under

### Liquid-line Solenoid Valves (LLSV)

Part Number	List Price (\$US)	Size	Capacity Range (R-404A)	
			Medium Temperature Application (BTUH)	Low Temperature Application (BTUH)
29318013	371	3/8	12,000 BTUH and under	11,000 BTUH and under

## Extended Thin Profile

## Overview



### Product Description

Extended Thin Profile LTA & LTL unit coolers are the most compact designed units for reach in display cases. The unit's low height design allows the unit to 'hide' at the top of the cooler, which gives the case a cleaner look and also allows for more room for shelves and product. These units have front access end panels for easy access to the refrigerant and electrical compartments, along with modular front access panels that make it easy to access the motors. Internally enhanced tube design produces better unit performance.

Better performance, easy installation, serviceability and high quality make this unit the perfect fit for your display case needs.

### Certifications



### Standard Features

- Low height makes it the most compact unit for display cases where space is limited, giving the case a clean look and allowing for more shelving and product storage
- Textured aluminum cabinet
- Easy access to motors and the refrigerant and electrical components with front access panels
- Modular front access panels can be removed independently of the drain pan
- Plastic vibration isolators for fan panels and drain pan reduce noise and vibration
- Liquid-line solenoid wire harness comes standard for quick installation
- Internally enhanced tube design produces better unit performance
- Heaters are attached to the coil for easier serviceability
- Defrost termination control
- Fan delay control
- Heater safety control

### Nomenclature

LT	A	053	B	A
Model Series	Model Type	Model Size	Electrical Code	Vintage
Extended Thin Profile Unit Cooler	A = Air Defrost L = Electric Defrost	# x 100 = BTUH	AE = 115/1/60 (EC Motors) BE = 208-230/1/60 (EC Motors) S = Configurable	



### Extended Thin Profile

### Models & Options Pricing

#### When Do You Choose a Configurable Model?

- Choose when there is not a standard model listed or you want to add factory-installed options.
- When ordering a configurable model, remember to specify the voltage and fan motor type.

Chandler Standard Model	Chandler Config Model	List Price (\$US)	Factory-Installed Options List Price Adders(\$US)						
			Electrical Options		Mechanical Options			Coil Options	
			Beacon II Assembly	Room TSTAT	TXV	TXV & LLSV	White Cabinet	Polyester Fin Protection	Copper Fin Coils
Air Defrost Models with EC Motors, 115/1/60									
LTA053AEA	LTA053SA	3,355	1,559	325	453	771	214	1,137	1,284
LTA079AEA	LTA079SA	3,748	1,559	325	453	771	214	1,137	1,284
LTA102AEA	LTA102SA	4,587	1,559	325	453	771	214	1,137	1,284
LTA134AEA	LTA134SA	5,324	1,559	325	453	771	214	1,137	1,284
LTA172AEA	LTA172SA	6,015	1,559	325	453	771	214	1,137	1,284
Air Defrost Models with EC Motors, 208-230/1/60									
LTA053BEA	LTA053SA	3,355	1,559	325	453	771	214	1,137	1,284
LTA079BEA	LTA079SA	3,748	1,559	325	453	771	214	1,137	1,284
LTA102BEA	LTA102SA	4,587	1,559	325	453	771	214	1,137	1,284
LTA134BEA	LTA134SA	5,324	1,559	325	453	771	214	1,137	1,284
LTA172BEA	LTA172SA	6,015	1,559	325	453	771	214	1,137	1,284
Electric Defrost Models with EC Motors, 208-230/1/60									
LTL046BEA	LTL046SA	3,589	1,559	325	453	771	214	-	1,284
LTL068BEA	LTL068SA	4,031	1,559	325	453	771	214	-	1,284
LTL093BEA	LTL093SA	4,968	1,559	325	453	771	214	-	1,284
LTL115BEA	LTL115SA	5,742	1,559	325	453	771	214	-	1,284
LTL133BEA	LTL133SA	6,508	1,559	325	453	771	214	-	1,284

## Extended Thin Profile

## Shipped-Loose Accessories

Can't Find Something or need help selecting the appropriate accessory for your unit? Please contact your local Sales Representative or Account Engineer for assistance.

Part Number	Description	List Price (\$US)	Notes
<b>Room Thermostats</b>			
2891040	Room Thermostat	309	-
28963301	Electronic Room Thermostat	502	-
<b>Defrost Controls</b>			
4267W	Adjustable Defrost Control / Fan Delay Switch	289	-

## Expansion Valves (TXV)

When placing order, please specify refrigerant type, saturated suction temperature (SST), liquid temperature, and room temperature.

Part Number	List Price (\$US)	Capacity Range (BTUH)
TXV024	359	24,000 BTUH and under

## Liquid-line Solenoid Valves (LLSV)

Part Number	List Price (\$US)	Size	Capacity Range (R-404A)	
			Medium Temperature Application (BTUH)	Low Temperature Application (BTUH)
29318013	371	3/8	12,000 BTUH and under	11,000 BTUH and under
4502Z	371	3/8	12,000 BTUH to 24,000 BTUH	11,000 BTUH to 21,000 BTUH

**Slim Contour**

**Page left blank intentionally. Slim Contour is discontinued.**

## Slim Contour

**Page left blank intentionally. Slim Contour is discontinued.**

**Slim Contour**


**Page left blank intentionally. Slim Contour is discontinued.**

## Slim Contour

**Page left blank intentionally. Slim Contour is discontinued.**

### Low Profile

### Overview



#### Product Description

The low profile unit cooler, available in air, electric, and hot gas defrost, is designed for maximum capacity while occupying a minimum amount of space inside a walk-in cooler or freezer. These units are ideal for many applications including restaurants and convenience stores. Opting for EC motors or the Beacon II™ Refrigeration System makes this product qualified to be included in the **E Solutions™** product portfolio because of increased energy efficiency and cost savings.

#### Certifications



#### Standard Features

##### Ease of Installation & Service

- Cabinet design features front access panels on each side for easy access to electrical and refrigeration components
- All electrical components factory wired to terminal board and identified, making it easy to field wire the unit
- Liquid line solenoid wire harness is factory-installed for quick installation
- Pre-drilled holes on the back of the unit for room thermostat
- Coil heater slots have been enlarged for easier installation and replacement
- On 4-6 fan models, drain pan has a lanyard for easy and safe access
- Motors plug into wiring harness for easier servicing
- Hot gas loop on bottom of coil for easier access is standard for hot gas defrost models

##### Reliable & Durable

- Sweat connections to reduce potential for leaks
- Molded fan guard design made of strong plastic material
- Heavy gauge grained aluminum cabinet cleans easily and looks attractive

##### Performance

- Internal panels are isolated for quiet operation
- Internally enhanced tubing and fin design for higher efficiency
- Reduced heater wattages
- Fixed defrost termination for electric, adjustable defrost termination for hot gas
- Extended drain pan heaters for more uniform defrost throughout the drain pan and additional heat in end compartments

##### Versatile

- Large diameter drain hole (3/4" ID) is located on the back of the unit
- Minimal height of the low profile series makes it ideal for low ceiling coolers

#### Nomenclature

RLC	120	A	G	K
Model Series	Capacity	Electrical Code	Control Option	Vintage
<b>RLC</b> = Air defrost <b>ELC</b> = Electric defrost, 6 FPI <b>EFC</b> = Electric defrost, 4 FPI <b>GLC</b> = Hot gas defrost	# x 100 = BTUH	<b>A</b> = 115/1/60 <b>B</b> = 208-230/1/60 <b>C</b> = 208-230/3/60 <b>M</b> = 460/1/60 <b>AE</b> = 115/1/60 (EC) <b>BE</b> = 208-230/1/60 (EC) <b>CE</b> = 208-230/3/60 (EC) <b>S</b> = Configurable	<b>G</b> = IntelliGen™ <small>*only available on Air and Electric Defrost Models</small>	

IntelliGen™ only available for 115/1 and 208-230/1 voltages.



## Low Profile

## Mounted Components Models

### Factory Installed Component Models Include:

- Sporlan R404A Expansion Valve
- Q body valve with inlet strainer
- Air Defrost (35° F room) will be C charged
- Electric Defrost (-10° F room) will be ZP charged
- Mechanical Room Thermostat
- Emerson Solenoid Valve with Dual Voltage Coil

Chandler Standard Model	List Price (\$US)
<b>Air Defrost Models with EC Motors - 115/1/60</b>	
RLC040AEWMC6K	2,863
RLC052AEWMC6K	2,967
RLC065AEWMC6K	3,222
RLC070AEWMC6K	3,802
RLC090AEWMC6K	4,158
RLC104AEWMC6K	4,339
RLC120AEWMC6K	4,542
RLC130AEWMC6K	4,756
RLC140AEWMC6K	5,405
RLC156AEWMC6K	5,764
RLC180AEWMC6K	6,320
RLC208AEWMC6K	7,169
RLC260AEWMC6K	8,655
RLC312AEWMC6K	10,249
RLC370AEWMC6K	11,355
<b>Air Defrost Models with PSC Motors - 115/1/60</b>	
RLC040AWMC6K	2,494
RLC052AWMC6K	2,598
RLC065AWMC6K	2,853
RLC070AWMC6K	3,064
RLC090AWMC6K	3,419
RLC104AWMC6K	3,601
RLC120AWMC6K	3,803
RLC130AWMC6K	4,018
RLC140AWMC6K	4,298
RLC156AWMC6K	4,657
RLC180AWMC6K	5,213
RLC208AWMC6K	5,693
RLC260AWMC6K	6,810
RLC312AWMC6K	8,035
RLC370AWMC6K	9,138

Chandler Standard Model	List Price (\$US)
<b>Electric Defrost Models with EC Motors - 208-230/1/60</b>	
ELC035BEWMC6K	3,642
ELC040BEWMC6K	3,767
ELC047BEWMC6K	4,057
ELC065BEWMC6K	4,927
ELC075BEWMC6K	5,081
ELC090BEWMC6K	5,324
ELC120BEWMC6K	6,568
ELC140BEWMC6K	7,302
ELC160BEWMC6K	8,387
ELC180BEWMC6K	9,153
ELC200BEWMC6K	10,351
ELC240BEWMC6K	12,117
ELC280BEWMC6K	13,402
<b>Electric Defrost Models with PSC Motors - 208-230/1/60</b>	
ELC035BWMC6K	3,273
ELC040BWMC6K	3,398
ELC047BWMC6K	3,688
ELC065BWMC6K	4,189
ELC075BWMC6K	4,343
ELC090BWMC6K	4,586
ELC120BWMC6K	5,461
ELC140BWMC6K	6,195
ELC160BWMC6K	6,911
ELC180BWMC6K	7,677
ELC200BWMC6K	8,506
ELC240BWMC6K	9,903
ELC280BWMC6K	11,188

### Federal Regulation Requires EC Motors!

#### Energy Independence and Security Act of 2007 (H.R. 6)

Walk-Ins manufactured on or after 01/01/2009 and under 3,000 square feet in area with single phase evaporator fan motors less than 1 HP and less than 460V must be EC motors

## Low Profile

## Air Defrost Models & Options

### When Do You Choose a Configurable Model?

- Choose when there is not a standard model listed or you want to add factory-installed options.
- When ordering a configurable model, remember to specify the voltage and fan motor type.

Chandler Standard Model	Chandler Config Model	List Price (\$US)	Chandler IntelliGen™ Config Model	Chandler IntelliGen™ Config. List Price (\$US)	Factory-Installed Options List Price Adders (\$US)								
					Electrical Options			Mechanical Options			Coil Options		
					Beacon II	QRC	Room TSTAT	TXV	TXV & LLSV	QCF, TXV, & LLSV	Coated Coil (Black)	Polyester Fin Protection	Bronz- Glow or ElectroFin
Air Defrost Models with EC Motors - 115/1/60													
RLC040AEK	RLC040SK	1,767	RLC040SGK	3,821	1,559	1,559	325	453	771	1,424	512	1,114	1,749
RLC052AEK	RLC052SK	1,871	RLC052SGK	3,925	1,559	1,559	325	453	771	1,424	512	1,114	1,749
RLC065AEK	RLC065SK	2,126	RLC065SGK	4,180	1,559	1,559	325	453	771	1,424	512	1,114	1,749
RLC070AEK	RLC070SK	2,706	RLC070SGK	4,760	1,559	1,559	325	453	771	1,424	761	1,137	1,749
RLC090AEK	RLC090SK	3,061	RLC090SGK	5,115	1,559	1,559	325	453	771	1,424	761	1,137	1,749
RLC104AEK	RLC104SK	3,243	RLC104SGK	5,297	1,559	1,559	325	453	771	1,424	761	1,137	1,749
RLC120AEK	RLC120SK	3,445	RLC120SGK	5,499	1,559	1,559	325	453	771	1,424	761	1,137	1,749
RLC130AEK	RLC130SK	3,660	RLC130SGK	5,714	1,559	1,559	325	453	771	1,424	761	1,137	1,749
RLC140AEK	RLC140SK	4,309	RLC140SGK	6,363	1,559	1,559	325	453	771	1,424	1,112	1,160	1,749
RLC156AEK	RLC156SK	4,668	RLC156SGK	6,722	1,559	1,559	325	453	771	1,424	1,112	1,160	1,749
RLC180AEK	RLC180SK	5,224	RLC180SGK	7,278	1,559	1,559	325	453	771	1,424	1,112	1,160	1,749
RLC208AEK	RLC208SK	6,073	RLC208SGK	8,127	1,559	1,559	325	453	771	1,424	1,398	1,185	1,749
RLC260AEK	RLC260SK	7,559	RLC260SGK	9,613	1,559	1,559	325	453	771	1,424	1,762	1,213	2,087
RLC312AEK	RLC312SK	8,703	RLC312SGK	10,757	1,559	1,559	325	856	1,221	1,875	1,762	1,236	2,322
RLC370AEK	RLC370SK	9,806	RLC370SGK	11,860	1,559	1,559	325	856	1,221	1,875	1,762	1,236	2,322
Air Defrost Models with EC Motors - 208-230/1/60													
RLC040BEK	RLC040SK	1,878	RLC040SGK	3,932	1,559	1,559	325	453	771	1,424	512	1,114	1,749
RLC052BEK	RLC052SK	1,895	RLC052SGK	3,949	1,559	1,559	325	453	771	1,424	512	1,114	1,749
RLC065BEK	RLC065SK	2,261	RLC065SGK	4,315	1,559	1,559	325	453	771	1,424	512	1,114	1,749
RLC070BEK	RLC070SK	2,861	RLC070SGK	4,915	1,559	1,559	325	453	771	1,424	761	1,137	1,749
RLC090BEK	RLC090SK	3,098	RLC090SGK	5,152	1,559	1,559	325	453	771	1,424	761	1,137	1,749
RLC104BEK	RLC104SK	3,282	RLC104SGK	5,336	1,559	1,559	325	453	771	1,424	761	1,137	1,749
RLC120BEK	RLC120SK	3,484	RLC120SGK	5,538	1,559	1,559	325	453	771	1,424	761	1,137	1,749
RLC130BEK	RLC130SK	3,701	RLC130SGK	5,755	1,559	1,559	325	453	771	1,424	761	1,137	1,749
RLC140BEK	RLC140SK	4,354	RLC140SGK	6,408	1,559	1,559	325	453	771	1,424	1,112	1,160	1,749
RLC156BEK	RLC156SK	4,726	RLC156SGK	6,780	1,559	1,559	325	453	771	1,424	1,112	1,160	1,749
RLC180BEK	RLC180SK	5,279	RLC180SGK	7,333	1,559	1,559	325	453	771	1,424	1,112	1,160	1,749
RLC208BEK	RLC208SK	6,439	RLC208SGK	8,493	1,559	1,559	325	453	771	1,424	1,398	1,185	1,749
RLC260BEK	RLC260SK	8,016	RLC260SGK	10,070	1,559	1,559	325	453	771	1,424	1,768	1,213	2,087
RLC312BEK	RLC312SK	9,221	RLC312SGK	11,275	1,559	1,559	325	856	1,221	1,875	1,768	1,236	2,322
RLC370BEK	RLC370SK	10,283	RLC370SGK	12,337	1,559	1,559	325	856	1,221	1,875	1,768	1,236	2,322

### Federal Regulation Requires EC Motors!

#### Energy Independence and Security Act of 2007 (H.R. 6)

Walk-Ins manufactured on or after 01/01/2009 and under 3,000 square feet in area with single phase evaporator fan motors less than 1 HP and less than 460V must be EC motors

#### Notes:

- Beacon II™ must be ordered as a system. B2/QRC/intelliGen™ is not available for 460/1/60 and 260/3/60.
- TXV = Expansion Valve; LLSV = Liquid Line Solenoid Valve; QCF = Quick Connect Fittings.
- PSC-TE Fan Motors, Stainless Steel Cabinet & Pan, Electro-fin Coils and Copper Fin Coils are available. Contact your Sales Representative or Account Engineer for more information.
- Must specify which coating at time of order entry.

## Low Profile

## Air Defrost Models & Options

### When Do You Choose a Configurable Model?

- Choose when there is not a standard model listed or you want to add factory-installed options.
- When ordering a configurable model, remember to specify the voltage and fan motor type.

Chandler Standard Model	Chandler Config Model	List Price (\$US)	Chandler IntelliGen™ Config Model	Chandler IntelliGen™ Config. List Price (\$US)	Factory-Installed Options List Price Adders (\$US)								
					Electrical Options			Mechanical Options			Coil Options		
					Beacon II	QRC	Room TSTAT	TXV	TXV & LLSV	QCF, TXV, & LLSV	Coated Coil (Black)	Polyester Fin Protection	Bronz- Glow or ElectroFin
Air Defrost Models with PSC Motors - 115/1/60													
RLC040AK	RLC040SK	1,398	RLC040SGK	3,452	1,559	1,559	325	453	771	1,424	512	1,114	1,749
RLC052AK	RLC052SK	1,502	RLC052SGK	3,556	1,559	1,559	325	453	771	1,424	512	1,114	1,749
RLC065AK	RLC065SK	1,757	RLC065SGK	3,811	1,559	1,559	325	453	771	1,424	512	1,114	1,749
RLC070AK	RLC070SK	1,968	RLC070SGK	4,022	1,559	1,559	325	453	771	1,424	761	1,137	1,749
RLC090AK	RLC090SK	2,323	RLC090SGK	4,377	1,559	1,559	325	453	771	1,424	761	1,137	1,749
RLC104AK	RLC104SK	2,505	RLC104SGK	4,559	1,559	1,559	325	453	771	1,424	761	1,137	1,749
RLC120AK	RLC120SK	2,707	RLC120SGK	4,761	1,559	1,559	325	453	771	1,424	761	1,137	1,749
RLC130AK	RLC130SK	2,922	RLC130SGK	4,976	1,559	1,559	325	453	771	1,424	761	1,137	1,749
RLC140AK	RLC140SK	3,202	RLC140SGK	5,256	1,559	1,559	325	453	771	1,424	1,112	1,160	1,749
RLC156AK	RLC156SK	3,561	RLC156SGK	5,615	1,559	1,559	325	453	771	1,424	1,112	1,160	1,749
RLC180AK	RLC180SK	4,117	RLC180SGK	6,171	1,559	1,559	325	453	771	1,424	1,112	1,160	1,749
RLC208AK	RLC208SK	4,597	RLC208SGK	6,651	1,559	1,559	325	453	771	1,424	1,398	1,185	1,749
RLC260AK	RLC260SK	5,714	RLC260SGK	7,768	1,559	1,559	325	453	771	1,424	1,768	1,213	2,087
RLC312AK	RLC312SK	6,489	RLC312SGK	8,543	1,559	1,559	325	856	1,221	1,875	1,768	1,236	2,322
RLC370AK	RLC370SK	7,592	RLC370SGK	9,646	1,559	1,559	325	856	1,221	1,875	1,768	1,236	2,322
Air Defrost Models with PSC Motors - 208-230/1/60													
RLC040BK	RLC040SK	1,509	RLC040SGK	3,563	1,559	1,559	325	453	771	1,424	512	1,114	1,749
RLC052BK	RLC052SK	1,526	RLC052SGK	3,580	1,559	1,559	325	453	771	1,424	512	1,114	1,749
RLC065BK	RLC065SK	1,892	RLC065SGK	3,946	1,559	1,559	325	453	771	1,424	512	1,114	1,749
RLC070BK	RLC070SK	2,123	RLC070SGK	4,177	1,559	1,559	325	453	771	1,424	761	1,137	1,749
RLC090BK	RLC090SK	2,360	RLC090SGK	4,414	1,559	1,559	325	453	771	1,424	761	1,137	1,749
RLC104BK	RLC104SK	2,544	RLC104SGK	4,598	1,559	1,559	325	453	771	1,424	761	1,137	1,749
RLC120BK	RLC120SK	2,746	RLC120SGK	4,800	1,559	1,559	325	453	771	1,424	761	1,137	1,749
RLC130BK	RLC130SK	2,963	RLC130SGK	5,017	1,559	1,559	325	453	771	1,424	761	1,137	1,749
RLC140BK	RLC140SK	3,247	RLC140SGK	5,301	1,559	1,559	325	453	771	1,424	1,112	1,160	1,749
RLC156BK	RLC156SK	3,619	RLC156SGK	5,673	1,559	1,559	325	453	771	1,424	1,112	1,160	1,749
RLC180BK	RLC180SK	4,172	RLC180SGK	6,226	1,559	1,559	325	453	771	1,424	1,112	1,160	1,749
RLC208BK	RLC208SK	4,963	RLC208SGK	7,017	1,559	1,559	325	453	771	1,424	1,398	1,185	1,749
RLC260BK	RLC260SK	6,171	RLC260SGK	8,225	1,559	1,559	325	453	771	1,424	1,768	1,213	2,087
RLC312BK	RLC312SK	7,007	RLC312SGK	9,061	1,559	1,559	325	856	1,221	1,875	1,768	1,236	2,322
RLC370BK	RLC370SK	8,069	RLC370SGK	10,123	1,559	1,559	325	856	1,221	1,875	1,768	1,236	2,322

### Federal Regulation Requires EC Motors!

#### Energy Independence and Security Act of 2007 (H.R. 6)

Walk-Ins manufactured on or after 01/01/2009 and under 3,000 square feet in area with single phase evaporator fan motors less than 1 HP and less than 460V must be EC motors

#### Notes:

- Beacon II™ must be ordered as a system. B2/QRC/intelliGen™ is not available for 460/1/60 and 260/3/60.
- TXV = Expansion Valve; LLSV = Liquid Line Solenoid Valve; QCF = Quick Connect Fittings.
- PSC-TE Fan Motors, Stainless Steel Cabinet & Pan, Electro-fin Coils and Copper Fin Coils are available. Contact your Sales Representative or Account Engineer for more information.
- Must specify which coating at time of order entry.

### Low Profile

### Air Defrost Models & Options

#### When Do You Choose a Configurable Model?

- Choose when there is not a standard model listed or you want to add factory-installed options.
- When ordering a configurable model, remember to specify the voltage and fan motor type.

Chandler Standard Model	Chandler Config Model	List Price (\$US)	Chandler intelliGen™ Config Model	Chandler intelliGen™ Config. List Price (\$US)	Factory-Installed Options List Price Adders (\$US)								
					Electrical Options			Mechanical Options			Coil Options		
					Beacon II	QRC	Room TSTAT	TXV	TXV & LLSV	QCF, TXV, & LLSV	Coated Coil (Black)	Polyester Fin Protection	Bronz- Glow o ElectroFin
Air Defrost Models with PSC Motors - 460/1/60													
-	RLC040SK	1,692	-	-	-	-	325	453	771	1,424	512	1,114	1,749
-	RLC052SK	1,708	-	-	-	-	325	453	771	1,424	512	1,114	1,749
-	RLC065SK	2,074	-	-	-	-	325	453	771	1,424	512	1,114	1,749
-	RLC070SK	2,489	-	-	-	-	325	453	771	1,424	761	1,137	1,749
-	RLC090SK	2,727	-	-	-	-	325	453	771	1,424	761	1,137	1,749
-	RLC104SK	2,909	-	-	-	-	325	453	771	1,424	761	1,137	1,749
-	RLC120SK	3,109	-	-	-	-	325	453	771	1,424	761	1,137	1,749
-	RLC130SK	3,332	-	-	-	-	325	453	771	1,424	761	1,137	1,749
-	RLC140SK	3,794	-	-	-	-	325	453	771	1,424	1,112	1,160	1,749
-	RLC156SK	4,168	-	-	-	-	325	453	771	1,424	1,112	1,160	1,749
-	RLC180SK	4,720	-	-	-	-	325	453	771	1,424	1,112	1,160	1,749
-	RLC208SK	5,695	-	-	-	-	325	453	771	1,424	1,398	1,185	1,749
-	RLC260SK	7,083	-	-	-	-	325	453	771	1,424	1,762	1,213	2,087
-	RLC312SK	8,104	-	-	-	-	325	856	1,221	1,875	1,762	1,236	2,322
-	RLC370SK	9,168	-	-	-	-	325	856	1,221	1,875	1,762	1,236	2,322

#### Federal Regulation Requires EC Motors!

##### Energy Independence and Security Act of 2007 (H.R. 6)

Walk-Ins manufactured on or after 01/01/2009 and under 3,000 square feet in area with single phase evaporator fan motors less than 1 HP and less than 460V must be EC motors

#### Notes:

- Beacon II™ must be ordered as a system. B2/QRC/IntelliGen™ is not available for 460/1/60 and 260/3/60.
- TXV = Expansion Valve; LLSV = Liquid Line Solenoid Valve; QCF = Quick Connect Fittings.
- PSC-TE Fan Motors, Stainless Steel Cabinet & Pan, Electro-fin Coils and Copper Fin Coils are available. Contact your Sales Representative or Account Engineer for more information.
- Must specify which coating at time of order entry.

## Low Profile

## Electric Defrost Models & Options

### When Do You Choose a Configurable Model?

- Choose when there is not a standard model listed or you want to add factory-installed options.
- When ordering a configurable model, remember to specify the voltage and fan motor type.

Chandler Standard Model	Chandler Config Model	FPI	List Price (\$US)	Chandler intelliGen™ Config Model	Chandler intelliGen™ Config. List Price (\$US)	Factory-Installed Options List Price Adders (\$US)						
						Electrical Options				Mechanical Options		
						Beacon II	QRC	Adj. Defrost Term. / Fan Delay	Room TSTAT	TXV	TXV & LLSV	QCF, TXV, & LLSV
Electric Defrost Models with EC Motors - 208-230/1/60												
ELC035BEK	ELC035SK	6	2,546	ELC035SGK	4,600	1,559	1,559	540	325	453	771	1,424
ELC040BEK	ELC040SK	6	2,671	ELC040SGK	4,725	1,559	1,559	540	325	453	771	1,424
ELC047BEK	ELC047SK	6	2,961	ELC047SGK	5,015	1,559	1,559	540	325	453	771	1,424
ELC065BEK	ELC065SK	6	3,831	ELC065SGK	5,885	1,559	1,559	540	325	453	771	1,424
ELC075BEK	ELC075SK	6	3,985	ELC075SGK	6,039	1,559	1,559	540	325	453	771	1,424
ELC090BEK	ELC090SK	6	4,228	ELC090SGK	6,282	1,559	1,559	540	325	453	771	1,424
ELC120BEK	ELC120SK	6	5,472	ELC120SGK	7,526	1,559	1,559	540	325	453	771	1,424
ELC140BEK	ELC140SK	6	6,206	ELC140SGK	8,260	1,559	1,559	540	325	453	771	1,424
ELC160BEK	ELC160SK	6	7,291	ELC160SGK	9,345	1,559	1,559	540	325	453	771	1,424
ELC180BEK	ELC180SK	6	8,057	ELC180SGK	10,111	1,559	1,559	540	325	453	771	1,424
ELC200BEK	ELC200SK	6	9,255	ELC200SGK	11,309	1,559	1,559	540	325	453	771	1,424
ELC240BEK	ELC240SK	6	10,571	ELC240SGK	12,625	1,559	1,559	540	325	856	1,221	1,875
ELC280BEK	ELC280SK	6	11,856	ELC280SGK	13,910	1,559	1,559	540	325	856	1,221	1,875
EFC041BEK	EFC041SK	4	2,460	EFC041SGK	4,514	1,559	1,559	540	325	453	771	1,424
EFC068BEK	EFC068SK	4	4,143	EFC068SGK	6,197	1,559	1,559	540	325	453	771	1,424
EFC080BEK	EFC080SK	4	4,445	EFC080SGK	6,499	1,559	1,559	540	325	453	771	1,424
EFC102BEK	EFC102SK	4	5,424	EFC102SGK	7,478	1,559	1,559	540	325	453	771	1,424
EFC136BEK	EFC136SK	4	7,174	EFC136SGK	9,228	1,559	1,559	540	325	453	771	1,424
EFC170BEK	EFC170SK	4	9,064	EFC170SGK	11,118	1,559	1,559	540	325	453	771	1,424
EFC204BEK	EFC204SK	4	10,363	EFC204SGK	12,417	1,559	1,559	540	325	856	1,221	1,875
EFC235BEK	EFC235SK	4	11,654	EFC235SGK	13,708	1,559	1,559	540	325	856	1,221	1,875
Electric Defrost Models with EC Motors - 208-230/3/60												
ELC035CEK	ELC035SK	6	2,665	-	-	-	-	540	325	453	771	1,424
ELC040CEK	ELC040SK	6	2,748	-	-	-	-	540	325	453	771	1,424
ELC047CEK	ELC047SK	6	3,129	-	-	-	-	540	325	453	771	1,424
ELC065CEK	ELC065SK	6	4,117	-	-	-	-	540	325	453	771	1,424
ELC075CEK	ELC075SK	6	4,215	-	-	-	-	540	325	453	771	1,424
ELC090CEK	ELC090SK	6	4,517	-	-	-	-	540	325	453	771	1,424
ELC120CEK	ELC120SK	6	5,758	-	-	-	-	540	325	453	771	1,424
ELC140CEK	ELC140SK	6	6,515	-	-	-	-	540	325	453	771	1,424
ELC160CEK	ELC160SK	6	7,575	-	-	-	-	540	325	453	771	1,424
ELC180CEK	ELC180SK	6	8,432	-	-	-	-	540	325	453	771	1,424

**Federal Regulation Requires EC Motors!**  
**Energy Independence and Security Act of 2007 (H.R. 6)**  
 Walk-Ins manufactured on or after 01/01/2009 and under 3,000 square feet in area with single phase evaporator fan motors less than 1 HP and less than 460V must be EC motors.

#### Notes:

- Electric Drain Pan is standard.
- Beacon II™ must be ordered as a system. B2/QRC/intelliGen™ is not available for 460/1/60 and 260/3/60.
- TXV = Expansion Valve; LLSV = Liquid Line Solenoid Valve; QCF = Quick Connect Fittings.
- PSC-TE Fan Motors, Stainless Steel Cabinet & Pan, Bronz-Glow Coils and Copper Fin Coils are available. Contact your Sales Representative or Account Engineer for more information.

## Low Profile

## Electric Defrost Models & Options

### When Do You Choose a Configurable Model?

- Choose when there is not a standard model listed or you want to add factory-installed options.
- When ordering a configurable model, remember to specify the voltage and fan motor type.

Chandler Standard Model	Chandler Config Model	FPI	List Price (\$US)	Chandler IntelliGen™ Config Model	Chandler IntelliGen™ Config. List Price (\$US)	Factory-Installed Options List Price Adders (\$US)						
						Electrical Options				Mechanical Options		
						Beacon II	QRC	Adj. Defrost Term. / Fan Delay	Room TSTAT	TXV	TXV & LLSV	QCF, TXV, & LLSV
ELC200CEK	ELC200SK	6	9,543	-	-	-	-	540	325	453	771	1,424
ELC240CEK	ELC240SK	6	10,859	-	-	-	-	540	325	856	1,221	1,875
ELC280CEK	ELC280SK	6	12,296	-	-	-	-	540	325	856	1,221	1,875
EFC041CEK	EFC041SK	4	2,586	-	-	-	-	540	325	453	771	1,424
EFC068CEK	EFC068SK	4	4,311	-	-	-	-	540	325	453	771	1,424
EFC080CEK	EFC080SK	4	4,570	-	-	-	-	540	325	453	771	1,424
EFC102CEK	EFC102SK	4	5,710	-	-	-	-	540	325	453	771	1,424
EFC136CEK	EFC136SK	4	7,468	-	-	-	-	540	325	453	771	1,424
EFC170CEK	EFC170SK	4	9,352	-	-	-	-	540	325	453	771	1,424
EFC204CEK	EFC204SK	4	10,666	-	-	-	-	540	325	856	1,221	1,875
EFC235CEK	EFC235SK	4	12,019	-	-	-	-	540	325	856	1,221	1,875

### Electric Defrost Models with PSC Motors - 208-230/1/60

ELC035BK	ELC035SK	6	2,177	ELC035SGK	4,231	1,559	1,559	540	325	453	771	1,424
ELC040BK	ELC040SK	6	2,302	ELC040SGK	4,356	1,559	1,559	540	325	453	771	1,424
ELC047BK	ELC047SK	6	2,592	ELC047SGK	4,646	1,559	1,559	540	325	453	771	1,424
ELC065BK	ELC065SK	6	3,093	ELC065SGK	5,147	1,559	1,559	540	325	453	771	1,424
ELC075BK	ELC075SK	6	3,247	ELC075SGK	5,301	1,559	1,559	540	325	453	771	1,424
ELC090BK	ELC090SK	6	3,490	ELC090SGK	5,544	1,559	1,559	540	325	453	771	1,424
ELC120BK	ELC120SK	6	4,365	ELC120SGK	6,419	1,559	1,559	540	325	453	771	1,424
ELC140BK	ELC140SK	6	5,099	ELC140SGK	7,153	1,559	1,559	540	325	453	771	1,424
ELC160BK	ELC160SK	6	5,815	ELC160SGK	7,869	1,559	1,559	540	325	453	771	1,424
ELC180BK	ELC180SK	6	6,581	ELC180SGK	8,635	1,559	1,559	540	325	453	771	1,424
ELC200BK	ELC200SK	6	7,410	ELC200SGK	9,464	1,559	1,559	540	325	453	771	1,424
ELC240BK	ELC240SK	6	8,357	ELC240SGK	10,411	1,559	1,559	540	325	856	1,221	1,875
ELC280BK	ELC280SK	6	9,642	ELC280SGK	11,696	1,559	1,559	540	325	856	1,221	1,875
EFC041BK	EFC041SK	4	2,091	EFC041SGK	4,145	1,559	1,559	540	325	453	771	1,424
EFC068BK	EFC068SK	4	3,405	EFC068SGK	5,459	1,559	1,559	540	325	453	771	1,424
EFC080BK	EFC080SK	4	3,707	EFC080SGK	5,761	1,559	1,559	540	325	453	771	1,424
EFC102BK	EFC102SK	4	4,317	EFC102SGK	6,371	1,559	1,559	540	325	453	771	1,424
EFC136BK	EFC136SK	4	5,698	EFC136SGK	7,752	1,559	1,559	540	325	453	771	1,424
EFC170BK	EFC170SK	4	7,219	EFC170SGK	9,273	1,559	1,559	540	325	453	771	1,424
EFC204BK	EFC204SK	4	8,149	EFC204SGK	10,203	1,559	1,559	540	325	856	1,221	1,875
EFC235BK	EFC235SK	4	9,440	EFC235SGK	11,494	1,559	1,559	540	325	856	1,221	1,875

**Federal Regulation Requires EC Motors!**  
**Energy Independence and Security Act of 2007 (H.R. 6)**  
 Walk-Ins manufactured on or after 01/01/2009 and under 3,000 square feet in area with single phase evaporator fan motors less than 1 HP and less than 460V must be EC motors.

#### Notes:

- Electric Drain Pan is standard.
- Beacon II™ must be ordered as a system. B2/QRC/IntelliGen™ is not available for 460/1/60 and 260/3/60.
- TXV = Expansion Valve; LLSV = Liquid Line Solenoid Valve; QCF = Quick Connect Fittings.
- PSC-TE Fan Motors, Stainless Steel Cabinet & Pan, Bronz-Glow and Copper Fin Coils are available. Contact your Sales Representative or Account Engineer for more information.



## Low Profile

## Electric Defrost Models & Options

### When Do You Choose a Configurable Model?

- Choose when there is not a standard model listed or you want to add factory-installed options.
- When ordering a configurable model, remember to specify the voltage and fan motor type.

Chandler Standard Model	Chandler Config Model	FPI	List Price (\$US)	Chandler intelliGen™ Config Model	Chandler intelliGen™ Config. List Price (\$US)	Factory-Installed Options List Price Adders (\$US)						
						Electrical Options				Mechanical Options		
						Beacon II	QRC	Adj. Defrost Term. / Fan Delay	Room TSTAT	TXV	TXV & LLSV	QCF, TXV, & LLSV
Electric Defrost Models with PSC Motors - 208-230/3/60												
ELC035CK	ELC035SK	6	2,296	-	-	-	-	540	325	453	771	1,424
ELC040CK	ELC040SK	6	2,379	-	-	-	-	540	325	453	771	1,424
ELC047CK	ELC047SK	6	2,760	-	-	-	-	540	325	453	771	1,424
ELC065CK	ELC065SK	6	3,379	-	-	-	-	540	325	453	771	1,424
ELC075CK	ELC075SK	6	3,477	-	-	-	-	540	325	453	771	1,424
ELC090CK	ELC090SK	6	3,779	-	-	-	-	540	325	453	771	1,424
ELC120CK	ELC120SK	6	4,651	-	-	-	-	540	325	453	771	1,424
ELC140CK	ELC140SK	6	5,408	-	-	-	-	540	325	453	771	1,424
ELC160CK	ELC160SK	6	6,099	-	-	-	-	540	325	453	771	1,424
ELC180CK	ELC180SK	6	6,956	-	-	-	-	540	325	453	771	1,424
ELC200CK	ELC200SK	6	7,698	-	-	-	-	540	325	453	771	1,424
ELC240CK	ELC240SK	6	8,645	-	-	-	-	540	325	856	1,221	1,875
ELC280CK	ELC280SK	6	10,082	-	-	-	-	540	325	856	1,221	1,875
EFC041CK	EFC041SK	4	2,217	-	-	-	-	540	325	453	771	1,424
EFC068CK	EFC068SK	4	3,573	-	-	-	-	540	325	453	771	1,424
EFC080CK	EFC080SK	4	3,832	-	-	-	-	540	325	453	771	1,424
EFC102CK	EFC102SK	4	4,603	-	-	-	-	540	325	453	771	1,424
EFC136CK	EFC136SK	4	5,992	-	-	-	-	540	325	453	771	1,424
EFC170CK	EFC170SK	4	7,507	-	-	-	-	540	325	453	771	1,424
EFC204CK	EFC204SK	4	8,452	-	-	-	-	540	325	856	1,221	1,875
EFC235CK	EFC235SK	4	9,805	-	-	-	-	540	325	856	1,221	1,875
Electric Defrost Models with PSC Motors - 460/1/60												
ELC035MK	ELC035SK	6	2,478	-	-	-	-	540	325	453	771	1,424
ELC040MK	ELC040SK	6	2,563	-	-	-	-	540	325	453	771	1,424
ELC047MK	ELC047SK	6	2,944	-	-	-	-	540	325	453	771	1,424
ELC065MK	ELC065SK	6	3,744	-	-	-	-	540	325	453	771	1,424
ELC075MK	ELC075SK	6	3,843	-	-	-	-	540	325	453	771	1,424
ELC090MK	ELC090SK	6	4,145	-	-	-	-	540	325	453	771	1,424
ELC120MK	ELC120SK	6	5,200	-	-	-	-	540	325	453	771	1,424
ELC140MK	ELC140SK	6	5,960	-	-	-	-	540	325	453	771	1,424
ELC160MK	ELC160SK	6	6,834	-	-	-	-	540	325	453	771	1,424
ELC180MK	ELC180SK	6	7,686	-	-	-	-	540	325	453	771	1,424

### Federal Regulation Requires EC Motors! Energy Independence and Security Act of 2007 (H.R. 6)

Walk-Ins manufactured on or after 01/01/2009 and under 3,000 square feet in area with single phase evaporator fan motors less than 1 HP and less than 460V must be EC motors.

#### Notes:

- Electric Drain Pan is standard.
- Beacon II™ must be ordered as a system. B2/QRC/IntelliGen™ is not available for 460/1/60 and 260/3/60.
- TXV = Expansion Valve; LLSV = Liquid Line Solenoid Valve; QCF = Quick Connect Fittings.
- PSC-TE Fan Motors, Stainless Steel Cabinet & Pan, Bronz-Glow and Copper Fin Coils are available. Contact your Sales Representative or Account Engineer for more information.



### Low Profile

### Electric Defrost Models & Options

#### When Do You Choose a Configurable Model?

- Choose when there is not a standard model listed or you want to add factory-installed options.
- When ordering a configurable model, remember to specify the voltage and fan motor type.

Chandler Standard Model	Chandler Config Model	FPI	List Price (\$US)	Chandler IntelliGen™ Config Model	Chandler IntelliGen™ Config. List Price (\$US)	Factory-Installed Options List Price Adders (\$US)						
						Electrical Options				Mechanical Options		
						Beacon II	QRC	Adj. Defrost Term. / Fan Delay	Room TSTAT	TXV	TXV & LLSV	QCF, TXV, & LLSV
ELC200MK	ELC200SK	6	8,611	-	-	-	-	540	325	453	771	1,424
ELC240MK	ELC240SK	6	9,745	-	-	-	-	540	325	856	1,221	1,875
ELC280MK	ELC280SK	6	11,177	-	-	-	-	540	325	856	1,221	1,875
EFC041MK	EFC041SK	4	2,398	-	-	-	-	540	325	453	771	1,424
EFC068MK	EFC068SK	4	3,756	-	-	-	-	540	325	453	771	1,424
EFC080MK	EFC080SK	4	4,015	-	-	-	-	540	325	453	771	1,424
EFC102MK	EFC102SK	4	5,154	-	-	-	-	540	325	453	771	1,424
EFC136MK	EFC136SK	4	6,721	-	-	-	-	540	325	453	771	1,424
EFC170MK	EFC170SK	4	8,423	-	-	-	-	540	325	453	771	1,424
EFC204MK	EFC204SK	4	9,552	-	-	-	-	540	325	856	1,221	1,875
EFC235MK	EFC235SK	4	10,903	-	-	-	-	540	325	856	1,221	1,875

#### Federal Regulation Requires EC Motors!

##### Energy Independence and Security Act of 2007 (H.R. 6)

Walk-Ins manufactured on or after 01/01/2009 and under 3,000 square feet in area with single phase evaporator fan motors less than 1 HP and less than 460V must be EC motors.

#### Notes:

- Electric Drain Pan is standard.
- Beacon II™ must be ordered as a system. B2/QRC/IntelliGen™ is not available for 460/1/60 and 260/3/60.
- TXV = Expansion Valve; LLSV = Liquid Line Solenoid Valve; QCF = Quick Connect Fittings.
- PSC-TE Fan Motors, Stainless Steel Cabinet & Pan, Bronz-Glow and Copper Fin Coils are available. Contact your Sales Representative or Account Engineer for more information.

## Low Profile

## Hot Gas Defrost Models & Options

### When Do You Choose a Configurable Model?

- Choose when there is not a standard model listed or you want to add factory-installed options.
- When ordering a configurable model, remember to specify the voltage and fan motor type.

Chandler Standard Model	Chandler Config Model	FPI	List Price (\$US)	Factory-Installed Options List Price Adders (\$US)				
				Drain Pan Options			Mechanical Options	Coil Options
				Electric	Hot Gas Loop	Insulated	TXV	Bronz-Glow or ElectroFin
Hot Gas Defrost Models with EC Motors - 115/1/60								
GLC035AEK	GLC035SK	6	2,465	No Charge	Standard	141	453	1,749
GLC040AEK	GLC040SK	6	2,640	No Charge	Standard	141	453	1,749
GLC047AEK	GLC047SK	6	3,000	No Charge	Standard	141	453	1,749
GLC065AEK	GLC065SK	6	3,698	No Charge	Standard	193	453	1,749
GLC075AEK	GLC075SK	6	4,050	No Charge	Standard	193	453	1,749
GLC090AEK	GLC090SK	6	4,427	No Charge	Standard	193	453	1,749
GLC120AEK	GLC120SK	6	5,378	No Charge	Standard	239	453	1,749
GLC140AEK	GLC140SK	6	6,258	No Charge	Standard	239	453	1,749
GLC160AEK	GLC160SK	6	6,962	No Charge	Standard	294	453	1,881
GLC180AEK	GLC180SK	6	7,809	No Charge	Standard	294	453	1,850
GLC200AEK	GLC200SK	6	8,388	No Charge	Standard	323	453	2,087
GLC240AEK	GLC240SK	6	9,940	No Charge	Standard	366	856	2,322
GLC280AEK	GLC280SK	6	11,216	No Charge	Standard	366	856	2,322
GLC041AEK	GLC041SK	4	2,567	No Charge	Standard	141	453	1,749
GLC068AEK	GLC068SK	4	4,274	No Charge	Standard	193	453	1,749
GLC080AEK	GLC080SK	4	4,522	No Charge	Standard	193	453	1,749
GLC102AEK	GLC102SK	4	5,281	No Charge	Standard	239	453	1,749
GLC136AEK	GLC136SK	4	6,898	No Charge	Standard	294	453	1,850
GLC170AEK	GLC170SK	4	8,526	No Charge	Standard	323	453	2,087
GLC204AEK	GLC204SK	4	9,983	No Charge	Standard	366	856	2,322
GLC235AEK	GLC235SK	4	11,238	No Charge	Standard	366	856	2,322
Hot Gas Defrost Models with EC Motors - 208-230/1/60								
GLC035BEK	GLC035SK	6	2,522	No Charge	Standard	141	453	1,749
GLC040BEK	GLC040SK	6	2,704	No Charge	Standard	141	453	1,749
GLC047BEK	GLC047SK	6	3,073	No Charge	Standard	141	453	1,749
GLC065BEK	GLC065SK	6	3,937	No Charge	Standard	193	453	1,749
GLC075BEK	GLC075SK	6	4,288	No Charge	Standard	193	453	1,749
GLC090BEK	GLC090SK	6	4,723	No Charge	Standard	193	453	1,749
GLC120BEK	GLC120SK	6	5,721	No Charge	Standard	239	453	1,749
GLC140BEK	GLC140SK	6	6,485	No Charge	Standard	239	453	1,749
GLC160BEK	GLC160SK	6	7,405	No Charge	Standard	294	453	1,881
GLC180BEK	GLC180SK	6	8,391	No Charge	Standard	294	453	1,850

### Federal Regulation Requires EC Motors! Energy Independence and Security Act of 2007 (H.R. 6)

Walk-Ins manufactured on or after 01/01/2009 and under 3,000 square feet in area with single phase evaporator fan motors less than 1 HP and less than 460V must be EC motors

#### Notes:

- Adjustable Defrost Term. / Fan Delay is standard.
- When using hot gas defrost units on 0°F degree applications and below, an insulated drain pan is required for models with hot gas drain pans.
- TXV = Expansion Valve
- PSC-TE Fan Motors, Stainless Steel Cabinet & Pan, and Copper Fin Coils are available. Contact your Sales Representative or Account Engineer for more information.
- Must specify which coating at time of order entry.

## Low Profile

## Hot Gas Defrost Models & Options

### When Do You Choose a Configurable Model?

- Choose when there is not a standard model listed or you want to add factory-installed options.
- When ordering a configurable model, remember to specify the voltage and fan motor type.

Chandler Standard Model	Chandler Config Model	FPI	List Price (\$US)	Factory-Installed Options List Price Adders (\$US)				
				Drain Pan Options			Mechanical Options	Coil Options
				Electric	Hot Gas Loop	Insulated	TXV	Bronz-Glow or ElectroFin
GLC200BEK	GLC200SK	6	8,914	No Charge	Standard	323	453	2,087
GLC240BEK	GLC240SK	6	10,682	No Charge	Standard	366	856	2,322
GLC280BEK	GLC280SK	6	12,103	No Charge	Standard	366	856	2,322
GLC041BEK	GLC041SK	4	2,631	No Charge	Standard	141	453	1,749
GLC068BEK	GLC068SK	4	4,383	No Charge	Standard	193	453	1,749
GLC080BEK	GLC080SK	4	4,651	No Charge	Standard	193	453	1,749
GLC102BEK	GLC102SK	4	5,621	No Charge	Standard	239	453	1,749
GLC136BEK	GLC136SK	4	7,331	No Charge	Standard	294	453	1,850
GLC170BEK	GLC170SK	4	9,057	No Charge	Standard	323	453	2,087
GLC204BEK	GLC204SK	4	10,606	No Charge	Standard	366	856	2,322
GLC235BEK	GLC235SK	4	11,995	No Charge	Standard	366	856	2,322

### Hot Gas Defrost Models with PSC Motors - 115/1/60

GLC035AK	GLC035SK	6	2,096	No Charge	Standard	141	453	1,749
GLC040AK	GLC040SK	6	2,271	No Charge	Standard	141	453	1,749
GLC047AK	GLC047SK	6	2,631	No Charge	Standard	141	453	1,749
GLC065AK	GLC065SK	6	2,960	No Charge	Standard	193	453	1,749
GLC075AK	GLC075SK	6	3,312	No Charge	Standard	193	453	1,749
GLC090AK	GLC090SK	6	3,689	No Charge	Standard	193	453	1,749
GLC120AK	GLC120SK	6	4,271	No Charge	Standard	239	453	1,749
GLC140AK	GLC140SK	6	5,151	No Charge	Standard	239	453	1,749
GLC160AK	GLC160SK	6	5,486	No Charge	Standard	294	453	1,881
GLC180AK	GLC180SK	6	6,333	No Charge	Standard	294	453	1,850
GLC200AK	GLC200SK	6	6,543	No Charge	Standard	323	453	2,087
GLC240AK	GLC240SK	6	7,726	No Charge	Standard	366	856	2,322
GLC280AK	GLC280SK	6	9,002	No Charge	Standard	366	856	2,322
GLC041AK	GLC041SK	4	2,198	No Charge	Standard	141	453	1,749
GLC068AK	GLC068SK	4	3,536	No Charge	Standard	193	453	1,749
GLC080AK	GLC080SK	4	3,784	No Charge	Standard	193	453	1,749
GLC102AK	GLC102SK	4	4,174	No Charge	Standard	239	453	1,749
GLC136AK	GLC136SK	4	5,422	No Charge	Standard	294	453	1,850
GLC170AK	GLC170SK	4	6,681	No Charge	Standard	323	453	2,087
GLC204AK	GLC204SK	4	7,769	No Charge	Standard	366	856	2,322
GLC235AK	GLC235SK	4	9,024	No Charge	Standard	366	856	2,322

### Federal Regulation Requires EC Motors!

#### Energy Independence and Security Act of 2007 (H.R. 6)

Walk-Ins manufactured on or after 01/01/2009 and under 3,000 square feet in area with single phase evaporator fan motors less than 1 HP and less than 460V must be EC motors

#### Notes:

- Adjustable Defrost Term. / Fan Delay is standard.
- When using hot gas defrost units on 0°F degree applications and below, an insulated drain pan is required for models with hot gas drain pans.
- TXV = Expansion Valve
- PSC-TE Fan Motors, Stainless Steel Cabinet & Pan, and Copper Fin Coils are available. Contact your Sales Representative or Account Engineer for more information.
- Must specify which coating at time of order entry.

## Low Profile

## Hot Gas Defrost Models & Options

### When Do You Choose a Configurable Model?

- Choose when there is not a standard model listed or you want to add factory-installed options.
- When ordering a configurable model, remember to specify the voltage and fan motor type.

Chandler Standard Model	Chandler Config Model	FPI	List Price (\$US)	Factory-Installed Options List Price Adders (\$US)				
				Drain Pan Options			Mechanical Options	Coil Options
				Electric	Hot Gas Loop	Insulated	TXV	Bronz-Glow or ElectroFin
Hot Gas Defrost Models with PSC Motors - 208-230/1/60								
GLC035BK	GLC035SK	6	2,152	No Charge	Standard	141	453	1,749
GLC040BK	GLC040SK	6	2,335	No Charge	Standard	141	453	1,749
GLC047BK	GLC047SK	6	2,703	No Charge	Standard	141	453	1,749
GLC065BK	GLC065SK	6	3,197	No Charge	Standard	193	453	1,749
GLC075BK	GLC075SK	6	3,548	No Charge	Standard	193	453	1,749
GLC090BK	GLC090SK	6	3,983	No Charge	Standard	193	453	1,749
GLC120BK	GLC120SK	6	4,613	No Charge	Standard	239	453	1,749
GLC140BK	GLC140SK	6	5,376	No Charge	Standard	239	453	1,749
GLC160BK	GLC160SK	6	5,926	No Charge	Standard	294	453	1,881
GLC180BK	GLC180SK	6	6,912	No Charge	Standard	294	453	1,850
GLC200BK	GLC200SK	6	7,066	No Charge	Standard	323	453	2,087
GLC240BK	GLC240SK	6	8,463	No Charge	Standard	366	856	2,322
GLC280BK	GLC280SK	6	9,884	No Charge	Standard	366	856	2,322
GLC041BK	GLC041SK	4	2,261	No Charge	Standard	141	453	1,749
GLC068BK	GLC068SK	4	3,644	No Charge	Standard	193	453	1,749
GLC080BK	GLC080SK	4	3,911	No Charge	Standard	193	453	1,749
GLC102BK	GLC102SK	4	4,511	No Charge	Standard	239	453	1,749
GLC136BK	GLC136SK	4	5,851	No Charge	Standard	294	453	1,850
GLC170BK	GLC170SK	4	7,209	No Charge	Standard	323	453	2,087
GLC204BK	GLC204SK	4	8,386	No Charge	Standard	366	856	2,322
GLC235BK	GLC235SK	4	9,775	No Charge	Standard	366	856	2,322
Hot Gas Defrost Models with PSC Motors - 460/1/60								
-	GLC035SK	6	2,338	No Charge	Standard	141	453	1,749
-	GLC040SK	6	2,518	No Charge	Standard	141	453	1,749
-	GLC047SK	6	2,893	No Charge	Standard	141	453	1,749
-	GLC065SK	6	3,570	No Charge	Standard	193	453	1,749
-	GLC075SK	6	3,920	No Charge	Standard	193	453	1,749
-	GLC090SK	6	4,356	No Charge	Standard	193	453	1,749
-	GLC120SK	6	5,169	No Charge	Standard	239	453	1,749
-	GLC140SK	6	5,933	No Charge	Standard	239	453	1,749
-	GLC160SK	6	6,676	No Charge	Standard	294	453	1,881
-	GLC180SK	6	7,657	No Charge	Standard	294	453	1,850

### Federal Regulation Requires EC Motors! Energy Independence and Security Act of 2007 (H.R. 6)

Walk-Ins manufactured on or after 01/01/2009 and under 3,000 square feet in area with single phase evaporator fan motors less than 1 HP and less than 460V must be EC motors

#### Notes:

- Adjustable Defrost Term. / Fan Delay is standard.
- When using hot gas defrost units on 0°F degree applications and below, an insulated drain pan is required for models with hot gas drain pans.
- TXV = Expansion Valve
- PSC-TE Fan Motors, Stainless Steel Cabinet & Pan, and Copper Fin Coils are available. Contact your Sales Representative or Account Engineer for more information.
- Must specify which coating at time of order entry.

### Low Profile

### Hot Gas Defrost Models & Options

#### When Do You Choose a Configurable Model?

- Choose when there is not a standard model listed or you want to add factory-installed options.
- When ordering a configurable model, remember to specify the voltage and fan motor type.

Chandler Standard Model	Chandler Config Model	FPI	List Price (\$US)	Factory-Installed Options List Price Adders (\$US)				
				Drain Pan Options			Mechanical Options	Coil Options
				Electric	Hot Gas Loop	Insulated	TXV	Bronz-Glow or ElectroFin
-	GLC200SK	6	7,997	No Charge	Standard	323	453	2,087
-	GLC240SK	6	9,586	No Charge	Standard	366	856	2,322
-	GLC280SK	6	11,008	No Charge	Standard	366	856	2,322
-	GLC041SK	4	2,405	No Charge	Standard	141	453	1,749
-	GLC068SK	4	3,925	No Charge	Standard	193	453	1,749
-	GLC080SK	4	4,190	No Charge	Standard	193	453	1,749
-	GLC102SK	4	4,932	No Charge	Standard	239	453	1,749
-	GLC136SK	4	6,406	No Charge	Standard	294	453	1,850
-	GLC170SK	4	7,906	No Charge	Standard	323	453	2,087
-	GLC204SK	4	9,221	No Charge	Standard	366	856	2,322
-	GLC235SK	4	10,610	No Charge	Standard	366	856	2,322

#### Federal Regulation Requires EC Motors!

##### Energy Independence and Security Act of 2007 (H.R. 6)

Walk-Ins manufactured on or after 01/01/2009 and under 3,000 square feet in area with single phase evaporator fan motors less than 1 HP and less than 460V must be EC motors

#### Notes:

- Adjustable Defrost Term. / Fan Delay is standard.
- When using hot gas defrost units on 0°F degree applications and below, an insulated drain pan is required for models with hot gas drain pans.
- TXV = Expansion Valve
- PSC-TE Fan Motors, Stainless Steel Cabinet & Pan, and Copper Fin Coils are available. Contact your Sales Representative or Account Engineer for more information.
- Must specify which coating at time of order entry.

## Low Profile

## Hot Gas Reverse Cycle Kits

### Need a Hot Gas Reverse Cycle Kit?

Use the instructions below to help select the appropriate kit. Still need help? Please contact your local Sales Representative or Account Engineer for assistance.

#### Selection Instructions:

1. Decide if kits are to be shipped-loose or factory-installed.
2. Select the correct TXV bypass kit based on unit model number and TXV style. Selections for units with the electric drain pan option are finished. For units with the standard hot gas drain pan, please proceed with instructions 3 and 4.
3. Select the appropriate drain pan and suction-line check valve kits based on unit model number. Drain pan and suction-line check valves and piping can be supplied by others but are necessary to complete the piping.
4. If room temperature is 0°F or below, please select an insulated drain pan as a factory-installed option. Selection for hot gas pan unit is finished.

#### When placing an order, please specify:

- Unit model number
- Drain pan type (hot gas or electric). If ordering hot gas pan, indicate whether unit is to have insulated pan.
- Reverse cycle kit option codes or part numbers. If ordering factory-mounted kits, please specify TXV style, refrigerant, saturated suction temperature (SST) and liquid temperature.

### TXV Bypass Assembly Kits

Chandler Hot Gas Models		Factory-Installed			List Price Adder (\$US)	Shipped-Loose			List Price (\$US)
		Type EG	Type HFESC	Type SQE/SBF		Type EG	Type HFESC	Type SQE/SBF	
6 FPI	4 FPI	Option Code	Option Code	Option Code		Part Number	Part Number	Part Number	
035 - 075	041 - 080	RCBP.EG-1	RCBP.HF-1	RCBP.SQ-1	1,272	50169213	50169216	50169210	176
090 - 160	102 - 204	RCBP.EG-2	RCBP.HF-2	RCBP.SQ-2	1,272	50169214	50169217	50169211	176
180 - 280	235	RCBP.EG-3	RCBP.HF-3	RCBP.SQ-3	1,272	50169215	50169218	50169212	176

#### Notes:

- Factory-Installed Kits include the TXV price. Customer must specify valve model, refrigerant and SST on order.
- Shipped-Loose Kits do NOT include the TXV price.

### Check Valve Kits

Only available for models with the standard hot gas loop drain pan.

Chandler Hot Gas Models		Drain Pan Loop Check Valve Kit				Suction Line Check Valve Kit			
		Factory-Installed		Shipped-Loose		Factory-Installed		Shipped-Loose	
6 FPI	4 FPI	Option Code	List Price Adder (\$US)	Part Number	List Price (\$US)	Option Code	List Price Adder (\$US)	Part Number	List Price (\$US)
035 - 065	041	DPLC.CV-1	865	50169304	165	SLCV.CV-1	954	50169604	262
075 - 140	068 - 102	DPLC.CV-2	865	50169305	165	SLCV.CV-2	954	50169605	262
160 - 280	136 - 235	DPLC.CV-3	865	50169306	165	SLCV.CV-3	954	50169606	262

#### Notes:

- It is recommended that the customer order both check valve kits.
- Shipped-Loose Kits do NOT include the valve prices.
- The drain pan check valve kit can be ordered as an independent item, but the suction-line check valve kit must be ordered with the drain pan check valve kit in order to complete the piping

## Low Profile

## Hot Gas 3-Pipe Kits

### Need a Hot Gas 3-Pipe Kit?

Use the instructions below to help select the appropriate kit. Still need help? Please contact your local Sales Representative or Account Engineer for assistance.

#### Selection Instructions:

1. Decide if kits are to be shipped-loose or factory-installed.
2. Select the appropriate 3-pipe kits based on unit model number. Drain pan loop check valve and piping can be supplied by others but are necessary to complete the piping.
3. If room temperature is 0°F or below, please select an insulated drain pan as a factory-installed option. Selection for hot gas pan unit is finished.

#### When placing an order, please specify:

- Unit model number
- Drain pan type (hot gas or electric). If ordering hot gas pan, indicate whether unit is to have insulated pan.
- 3-Pipe kit option codes or part numbers. If ordering factory-mounted kits, please specify TXV style, refrigerant, saturated suction temperature (SST) and liquid temperature.

### TXV Bypass Assembly Kits

Chandler Hot Gas Models		Factory-Installed			List Price Adder (\$US)	Shipped-Loose			List Price (\$US)
		Type EG	Type HFESC	Type SQE/SBF		Type EG	Type HFESC	Type SQE/SBF	
6 FPI	4 FPI	Option Code	Option Code	Option Code		Part Number	Part Number	Part Number	
035 - 075	041 - 080	PIPEG-1	PIPHF-1	PIPSQ-1	1,218	50169413	50169416	50169410	128
090 - 160	102 - 204	PIPEG-2	PIPHF-2	PIPSQ-2	1,218	50169414	50169417	50169411	128
180 - 280	235	PIPEG-3	PIPHF-3	PIPSQ-3	1,218	50169415	50169418	50169412	128

#### Notes:

- Factory-Installed Kits include the TXV price. Customer must specify valve model, refrigerant and SST on order.
- Shipped-Loose Kits do NOT include the TXV price.

### Check Valve Kits

Only available for models with the standard hot gas loop drain pan.

Chandler Hot Gas Models		Drain Pan Loop Check Valve Kit			
		Factory-Installed		Shipped - Loose	
6 FPI	4 FPI	Option Code	List Price Adder (\$US)	Part Number	List Price (\$US)
035 - 065	041	PIPCV.CV-1	865	50169504	159
075 - 140	068 - 102	PIPCV.CV-2	865	50169505	159
160 - 280	136 - 235	PIPCV.CV-3	865	50169506	159

#### Notes:

- Shipped-Loose Kits do NOT include the valve prices.



## Low Profile

## Shipped-Loose Accessories

A wide range of shipped-loose accessories are available to order. Can't Find Something or need help selecting the appropriate accessory for your unit? Please contact your local Sales Representative or Account Engineer for assistance.

Part Number	Description	List Price (\$US)	Notes
<b>Room Thermostats</b>			
2891040	Room Thermostat	309	-
28963301	Electronic Room Thermostat	502	-
<b>Defrost Controls</b>			
4267W	Adjustable Defrost Control / Fan Delay Switch	289	-
21340101	Defrost Timer (60 Hz)	362	-
5505-R	30-Amp Contactor	387	Use as fan or heater contactor
<b>Check Valves</b>			
4146T	5/8" Suction Line Check Valve	104	-
5890C	7/8" Suction Line Check Valve	217	-
5889C	1 1/8" Suction Line Check Valve	423	-
2933022	1 3/8" Suction Line Check Valve	874	-
<b>Drain Line Heaters</b>			
5508Q	6 ft. Drain Line heater (208-230V, 42 Watts)	157	-
5594P	12 ft. Drain Line heater (208-230V, 84 Watts)	171	-
5595P	18 ft. Drain Line heater (208-230V, 126 Watts)	203	-
5596P	36 ft. Drain Line heater (208-230V, 252 Watts)	311	-
5597P	60 ft. Drain Line heater (208-230V, 420 Watts)	573	-
<b>Heat Exchangers</b>			
24200004	Heat Exchanger used on 035 - 047 (6FPI) and 041 - 068 (4FPI) Electric & Hot Gas Defrost Models	257	3/8" Liquid Connection OD, 5/8" Suction Connection OD, 14" Length, 2lbs Approx. Ship Wt.
24200005	Heat Exchanger used on 065 - 094 (6FPI) and 080 - 105 (4FPI) Electric & Hot Gas Defrost Models	282	3/8" Liquid Connection OD, 7/8" Suction Connection OD, 14" Length, 2lbs Approx. Ship Wt.
24200006	Heat Exchanger used on 120 - 140 (6FPI) and 136 - 139 (4FPI) Electric & Hot Gas Defrost Models	303	1/2" Liquid Connection OD, 7/8" Suction Connection OD, 11" Length, 2lbs Approx. Ship Wt.
24200007	Heat Exchanger used on 160 - 180 (6FPI) and 170 - 174 (4FPI) Electric & Hot Gas Defrost Models	329	1/2" Liquid Connection OD, 1-1/8" Suction Connection OD, 14" Length, 2lbs Approx. Ship Wt.
24200008	Heat Exchanger used on 200 - 280 (6FPI) and 204 - 235 (4FPI) Electric & Hot Gas Defrost Models	552	5/8" Liquid Connection OD, 1-3/8" Suction Connection OD, 14" Length, 3lbs Approx. Ship Wt.

## Expansion Valves (TXV)

When placing order, please specify refrigerant type, saturated suction temperature (SST), liquid temperature, and room temperature.

Part Number	List Price (\$US)	Capacity Range (BTUH)
TXV024	359	24,000 BTUH and under
TXV036	359	24,000 BTUH to 36,000 BTUH
TXV060	583	36,000 BTUH to 60,000 BTUH


## Liquid-line Solenoid Valves (LLSV)

Part Number	List Price (\$US)	Size	Capacity Range (R-404A)	
			Medium Temperature Application (BTUH)	Low Temperature Application (BTUH)
29318013	371	3/8	12,000 BTUH and under	11,000 BTUH and under
4502Z	371	3/8	12,000 BTUH to 24,000 BTUH	11,000 BTUH to 21,000 BTUH
29318011	371	3/8	24,000 BTUH to 44,000 BTUH	21,000 BTUH to 38,000 BTUH
29318012	371	1/2	36,000 BTUH to 51,000 BTUH	31,000 BTUH to 44,000 BTUH

## Low Flow

## Overview

Section 1



### Product Description

Low Flow unit coolers, available in air, electric, and hot gas defrost, are ideal for meat storage and preparation rooms, floral coolers, dough retarding and many other applications requiring low air velocities and low sound levels. With low velocity unit coolers, high humidities can be maintained to prevent product drying and weight loss. These units are ideal for any type of workroom where human comfort is important. Opting for EC motors makes this product qualified to be included in the **E Solutions™** product portfolio because of increased energy efficiency and cost savings.

### Certifications



### Standard Features

#### Ease of Installation & Service

- All factory installed electrical components are wired to a terminal board in the junction box making field wiring quick and easy
- Access port on the suction connection allows superheat to be easily and accurately set
- Motors are factory-wired to unit junction box for fast installation

#### Reliable & Durable

- Rust-free, all-aluminum white case with louvered intake grille for attractive appearance
- Sweat-type cooling coil connections reduce the potential for leaks
- Nickel-steel alloy heaters provide a positive defrost and have long life
- Hot gas models use inner drain pans with low-wattage electric heaters. This eliminates the braze joints and tubing associated with hot gas drain pan loops

#### Performance

- Statically and dynamically balanced fans are designed for quiet air movement
- Electric defrost coils have a hermetically sealed defrost termination thermostat that does not require adjustment. Hot gas defrost units are available with an optional adjustable defrost termination thermostat (shipped-loose accessory).
- Cross-fin cooling coils with corrugated aluminum fins spaced 6 FPI & 3/8" OD staggered copper tubes provide optimum heat transfer and reduce the amount of refrigerant required
- Generous coil surface helps to maintain steady room temperature and minimize product shrinkage
- All models use inner drain pans to reduce sweating
- Thermal overload protected motors are resiliently mounted inside the unit to assure minimum noise level

#### Versatile

- Inlet connection allows for external mounting of TXV

### Nomenclature

LAH	070	A	E
Model Series	Capacity	Electrical Code	Vintage
LAH = Low flow, air defrost LAL = Low flow, electric defrost LAG = Low flow, hot gas defrost	# x 100 = BTUH	A = 115/1/60 B = 208-230/1/60 AH = 115/1/60 (PSC) BH = 208-230/1/60 (PSC) MH = 460/1/60 (PSC) AE = 115/1/60 (EC) BE = 208-230/1/60 (EC) S = Configurable	

## Low Flow

## Air Defrost Models & Options

### When Do You Choose a Configurable Model?

- Choose when there is not a standard model listed or you want to add factory-installed options.
- When ordering a configurable model, remember to specify the voltage and fan motor type.

Chandler Standard Model	Chandler Config Model	List Price (\$US)	Factory-Installed Options List Price Adders (\$US)	
			Coil Options	
			Polyester Fin Protection	Bronz-Glow or ElectroFin
Air Defrost Models with EC Motors - 115/1/60				
-	LAH070SE	5,997	2,303	2,667
-	LAH090SE	6,279	2,303	2,672
-	LAH120SE	7,397	2,303	3,368
-	LAH130SE	7,849	2,303	3,368
-	LAH160SE	8,295	2,303	3,565
-	LAH170SE	9,150	2,303	3,565
-	LAH190SE	10,009	2,787	4,108
-	LAH220SE	10,828	2,787	4,624
-	LAH270SE	11,654	2,787	5,200
Air Defrost Models with EC Motors - 208-230/1/60				
-	LAH070SE	6,189	2,303	2,667
-	LAH090SE	6,465	2,303	2,672
-	LAH120SE	7,583	2,303	3,368
-	LAH130SE	8,039	2,303	3,368
-	LAH160SE	8,492	2,303	3,565
-	LAH170SE	9,340	2,303	3,565
-	LAH190SE	10,192	2,787	4,108
-	LAH220SE	11,017	2,787	4,624
-	LAH270SE	11,840	2,787	5,200
Air Defrost Models with PSC Motors - 115/1/60				
LAH070AE	LAH070SE	5,129	2,303	2,667
LAH090AE	LAH090SE	5,411	2,303	2,672
LAH120AE	LAH120SE	6,529	2,303	3,368
LAH130AE	LAH130SE	6,981	2,303	3,368
LAH160AE	LAH160SE	7,427	2,303	3,565
LAH170AE	LAH170SE	8,282	2,303	3,565
LAH190AE	LAH190SE	8,755	2,787	4,108
LAH220AE	LAH220SE	9,574	2,787	4,624
LAH270AE	LAH270SE	10,400	2,787	5,200

### Federal Regulation Requires EC Motors! Energy Independence and Security Act of 2007 (H.R. 6)

Walk-Ins manufactured on or after 01/01/2009 and under 3,000 square feet in area with single phase evaporator fan motors less than 1 HP and less than 460V must be EC motors.

#### Notes:

- Copper Fin Coils are available. Contact your Sales Representative or Account Engineer for more information.
- Must specify which coating at time of order entry.

### Low Flow

### Air Defrost Models & Options

#### When Do You Choose a Configurable Model?

- Choose when there is not a standard model listed or you want to add factory-installed options.
- When ordering a configurable model, remember to specify the voltage and fan motor type.

Chandler Standard Model	Chandler Config Model	List Price (\$US)	Factory-Installed Options List Price Adders (\$US)	
			Coil Options	
			Polyester Fin Protection	Bronz-Glow or ElectroFin
Air Defrost Models with PSC Motors - 208-230/1/60				
LAH070BE	LAH070SE	5,321	2,303	2,667
LAH090BE	LAH090SE	5,597	2,303	2,672
LAH120BE	LAH120SE	6,715	2,303	3,368
LAH130BE	LAH130SE	7,171	2,303	3,368
LAH160BE	LAH160SE	7,624	2,303	3,565
LAH170BE	LAH170SE	8,472	2,303	3,565
LAH190BE	LAH190SE	8,938	2,787	4,108
LAH220BE	LAH220SE	9,761	2,787	4,624
LAH270BE	LAH270SE	10,586	2,787	5,200

#### Federal Regulation Requires EC Motors!

##### Energy Independence and Security Act of 2007 (H.R. 6)

Walk-Ins manufactured on or after 01/01/2009 and under 3,000 square feet in area with single phase evaporator fan motors less than 1 HP and less than 460V must be EC motors.

##### Notes:

- Copper Fin Coils are available. Contact your Sales Representative or Account Engineer for more information.
- Must specify which coating at time of order entry.

## Low Flow

## Electric Defrost Models & Options

### When Do You Choose a Configurable Model?

- Choose when there is not a standard model listed or you want to add factory-installed options.
- When ordering a configurable model, remember to specify the voltage and fan motor type.

Chandler Standard Model	Chandler Config Model	List Price (\$US)	Factory-Installed Options List Price Adders (\$US)	
			Electrical Options	Coil Options
			Fixed Defrost Term. Thermostat	Bronz-Glow
Electric Defrost Models with EC Motors - 208-230/1/60				
LAL070AE	LAL070SE	6,543	Standard	2,667
LAL090AE	LAL090SE	7,261	Standard	2,672
LAL120AE	LAL120SE	8,946	Standard	3,368
LAL130AE	LAL130SE	9,186	Standard	3,368
LAL160AE	LAL160SE	9,393	Standard	3,565
LAL170AE	LAL170SE	10,846	Standard	3,565
LAL190AE	LAL190SE	11,346	Standard	4,108
LAL220AE	LAL220SE	12,601	Standard	4,624
LAL270AE	LAL270SE	13,256	Standard	5,200
Electric Defrost Models with PSC Motors - 208-230/1/60				
LAL070BE	LAL070SE	5,675	Standard	2,667
LAL090BE	LAL090SE	6,393	Standard	2,672
LAL120BE	LAL120SE	8,078	Standard	3,368
LAL130BE	LAL130SE	8,318	Standard	3,368
LAL160BE	LAL160SE	8,525	Standard	3,565
LAL170BE	LAL170SE	9,978	Standard	3,565
LAL190BE	LAL190SE	10,090	Standard	4,108
LAL220BE	LAL220SE	11,348	Standard	4,624
LAL270BE	LAL270SE	12,001	Standard	5,200

### Federal Regulation Requires EC Motors! Energy Independence and Security Act of 2007 (H.R. 6)

Walk-Ins manufactured on or after 01/01/2009 and under 3,000 square feet in area with single phase evaporator fan motors less than 1 HP and less than 460V must be EC motors.

#### Notes:

- Electric Drain Pan is standard on electric defrost models.
- Copper Fin Coils are available. Contact your Sales Representative or Account Engineer for more information.

### Low Flow

### Hot Gas Defrost Models & Options

#### When Do You Choose a Configurable Model?

- Choose when there is not a standard model listed or you want to add factory-installed options.
- When ordering a configurable model, remember to specify the voltage and fan motor type.

Chandler Standard Model	Chandler Config Model	List Price (\$US)	Factory-Installed Options
			List Price Adders (\$US)
			Coil Options
Bronz-Glow			
Hot Gas Defrost Models with EC Motors - 115/1/60			
-	LAG070SE	6,433	2,667
-	LAG090SE	7,149	2,672
-	LAG120SE	8,832	3,368
-	LAG130SE	9,070	3,368
-	LAG160SE	9,284	3,565
-	LAG170SE	10,727	3,565
-	LAG190SE	11,231	4,108
-	LAG220SE	12,486	4,624
-	LAG270SE	13,141	5,200
Hot Gas Defrost Models with EC Motors - 208-230/1/60			
-	LAG070SE	6,622	2,667
-	LAG090SE	7,336	2,672
-	LAG120SE	9,020	3,368
-	LAG130SE	9,257	3,368
-	LAG160SE	9,471	3,565
-	LAG170SE	10,924	3,565
-	LAG190SE	11,419	4,108
-	LAG220SE	12,678	4,624
-	LAG270SE	13,334	5,200
Hot Gas Defrost Models with PSC Motors - 115/1/60			
LAG070AE	LAG070SE	5,565	2,667
LAG090AE	LAG090SE	6,281	2,672
LAG120AE	LAG120SE	7,964	3,368
LAG130AE	LAG130SE	8,202	3,690
LAG160AE	LAG160SE	8,416	3,565
LAG170AE	LAG170SE	9,859	3,565
LAG190AE	LAG190SE	9,975	4,108
LAG220AE	LAG220SE	11,233	4,624
LAG270AE	LAG270SE	11,886	5,200

#### Need a Reverse Cycle Kit?

Look on page 40 for the available kits in the Shipped-Loose Accessories.

#### Federal Regulation Requires EC Motors! Energy Independence and Security Act of 2007 (H.R. 6)

Walk-Ins manufactured on or after 01/01/2009 and under 3,000 square feet in area with single phase evaporator fan motors less than 1 HP and less than 460V must be EC motors.

#### Notes:

- Electric Drain Pan is standard on hot gas defrost models. Hot gas loop not available.
- Copper Fin Coils are available. Contact your Sales Representative or Account Engineer for more information.

## Low Flow

## Hot Gas Defrost Models & Options

### When Do You Choose a Configurable Model?

- Choose when there is not a standard model listed or you want to add factory-installed options.
- When ordering a configurable model, remember to specify the voltage and fan motor type.

Chandler Standard Model	Chandler Config Model	List Price (\$US)	Factory-Installed Options List Price Adders (\$US)
			Coil Options
			Bronz-Glow
Hot Gas Defrost Models with PSC Motors - 208-230/1/60			
LAG070BE	LAG070SE	5,754	2,667
LAG090BE	LAG090SE	6,468	2,672
LAG120BE	LAG120SE	8,152	3,368
LAG130BE	LAG130SE	8,389	3,368
LAG160BE	LAG160SE	8,603	3,565
LAG170BE	LAG170SE	10,056	3,565
LAG190BE	LAG190SE	10,165	4,108
LAG220BE	LAG220SE	11,423	4,624
LAG270BE	LAG270SE	12,078	5,200

### Need a Reverse Cycle Kit?

Look on page 40 for the available kits in the Shipped-Loose Accessories.

### Federal Regulation Requires EC Motors!

#### Energy Independence and Security Act of 2007 (H.R. 6)

Walk-Ins manufactured on or after 01/01/2009 and under 3,000 square feet in area with single phase evaporator fan motors less than 1 HP and less than 460V must be EC motors.

#### Notes:

- Electric Drain Pan is standard on hot gas defrost models. Hot gas loop not available.
- Copper Fin Coils are available. Contact your Sales Representative or Account Engineer for more information.

## Low Flow

## Shipped-Loose Accessories

Can't Find Something or need help selecting the appropriate accessory for your unit? Please contact your local Sales Representative or Account Engineer for assistance.

Part Number	Description	List Price (\$US)	Notes
<b>Room Thermostats</b>			
2891040	Room Thermostat	309	-
28963301	Electronic Room Thermostat	502	-
<b>Defrost Controls</b>			
4267W	Adjustable Defrost Control / Fan Delay Switch	289	-
<b>Check Valves</b>			
5890C	7/8" Suction Line Check Valve	217	-
<b>Drain Line Heaters</b>			
5508Q	6 ft. Drain Line Heater (208-230V, 42 Watts)	157	-
5594P	12 ft. Drain Line Heater (208-230V, 84 Watts)	171	-
5595P	18 ft. Drain Line Heater (208-230V, 126 Watts)	203	-
5596P	36 ft. Drain Line Heater (208-230V, 252 Watts)	311	-
5597P	60 ft. Drain Line Heater (208-230V, 420 Watts)	573	-
<b>Air Filters</b>			
89900801	Air Filters	405	Use on Models LAH/LAL/LAG 070-130
89900802	Air Filters	338	Use on Models LAH/LAL/LAG 160-220
89900803	Air Filters	338	Use on Models LAH/LAL/LAG 270
<b>Heat Exchangers</b>			
24200005	Heat Exchanger used on 070 - 120 Electric & Hot Gas Defrost Models	282	3/8" Liquid Connection OD, 7/8" Suction Connection OD, 14" Length, 2lbs Approx. Ship Wt.
24200006	Heat Exchanger used on 130 - 170 Electric & Hot Gas Defrost Models	303	1/2" Liquid Connection OD, 7/8" Suction Connection OD, 11" Length, 2lbs Approx. Ship Wt.
24200007	Heat Exchanger used on 190 - 220 Electric & Hot Gas Defrost Models	329	1/2" Liquid Connection OD, 1-1/8" Suction Connection OD, 14" Length, 2lbs Approx. Ship Wt.
24200008	Heat Exchanger used on 270 Electric & Hot Gas Defrost Models	552	5/8" Liquid Connection OD, 1-3/8" Suction Connection OD, 14" Length, 3lbs Approx. Ship Wt.

## Expansion Valves (TXV)

When placing order, please specify refrigerant type, saturated suction temperature (SST), liquid temperature, and room temperature.

Part Number	List Price (\$US)	Capacity Range (BTUH)
TXV024	359	24,000 BTUH and under
TXV036	359	24,000 BTUH to 36,000 BTUH
TXV060	583	36,000 BTUH to 60,000 BTUH

## Liquid-line Solenoid Valves (LLSV)

Part Number	List Price (\$US)	Size	Capacity Range (R-404A)
			Medium Temperature Application (BTUH)
29318013	371	3/8	12,000 BTUH and under
4502Z	371	3/8	12,000 BTUH to 24,000 BTUH
29318011	371	3/8	24,000 BTUH to 44,000 BTUH
29318012	371	1/2	36,000 BTUH to 51,000 BTUH
5766Y	371	1/2	51,000 BTUH to 72,000 BTUH

## Hot Gas Reverse Cycle Kits (Hot Gas Models Only)


- Electric pan is standard on all hot gas models. Hot gas loop not available.
- Kits includes one check valve and piping for liquid bypass around expansion valve and instructions for field installation.

Chandler Models Used On	TXV Bypass Kits	
	Part Number	List Price (\$US)
LAG070 - LAG220	89900901	332
LAG270	89901001	561



## Low Velocity Center Mount

## Overview



### Product Description

The low velocity center mount units, available in air, electric, and hot gas defrost, are ideal for floral storage, fresh fruit and vegetables, dough retarding, fresh meat storage and preparations, and many other applications. The low air flow and quiet fans are classically suited for work room applications. The generous coil surface combined with close T.D. system balance provides high humidity characteristics to minimize product shrinkage and drying. Opting for EC motors or the Beacon II™ Refrigeration System makes this product qualified to be included in the **E Solutions™** product portfolio because of increased energy efficiency and cost savings.

### Certifications



### Standard Features

#### Ease of Installation & Service

- Liquid line solenoid wire harness is factory-installed for quick installation
- All electrical components factory wired to terminal board and identified, making it easy to field wire the unit
- Cabinet design features access panels on each end for easy access to electrical and refrigeration components
- Fan panel is lightweight and can easily be lowered for easy servicing and installation
- Expansion valve mounts inside the cabinet

#### Reliable & Durable

- Heavy gauge grained aluminum cabinet cleans easily and looks attractive
- Stainless steel screws prevent rust streaks
- Wire fan guards with PVC coating for durability
- Sweat connections to reduce potential for leaks
- Coils are dehydrated and sealed at the factory
- Double drain pan eliminates drain pan sweating
- Motor rail is design for maximum strength and durability

#### Performance

- Internally enhanced tubing and fin design for higher efficiency
- Electric defrost models incorporate high quality tubular heaters and a standard fixed defrost termination thermostat
- Hot gas defrost models come with a shipped-loose adjustable fan delay and defrost termination thermostat
- Motors are life lubricated and thermal overload protected

#### Versatile

- Low height makes it ideal for low ceiling coolers - larger models are only 15 inches tall, allowing for maximum headroom and more product storage
- Unit designed to be mounted flush against the ceiling or suspended on rods

### Nomenclature

HWA	100	A	G	C
Model Series	Capacity	Electrical Code	Control Option	Vintage
<b>HWA</b> = Low Velocity Center Mount, air defrost	# x 100 = BTUH	<b>A</b> =115/1/60	<b>G</b> = IntelliGen™	
<b>HWE</b> = Low Velocity Center Mount, electric defrost		<b>B</b> = 208-230/1/60	*only available on Air and Electric Defrost Models	
<b>HWG</b> = Low Velocity Center Mount, hot gas defrost		<b>AE</b> = 115/1/60 (EC)		
		<b>BE</b> = 208-230/1/60 (EC)		
		<b>S</b> =Configurable		

IntelliGen™ only available for 115/1 and 208-230/1 voltages.

## Low Velocity Center Mount

## Air Defrost Models & Options

### When Do You Choose a Configurable Model?

- Choose when there is not a standard model listed or you want to add factory-installed options.
- When ordering a configurable model, remember to specify the voltage and fan motor type.

Chandler Standard Model	Chandler Config Model	List Price (\$US)	Chandler intelliGen™ Config Model	Chandler intelliGen™ Config. List Price (\$US)	Factory-Installed Options List Price Adders (\$US)							
					Electrical Options		Mechanical Options			Coil Options		
					Beacon II	Room TSTAT	TXV	TXV & LLSV	QCF, TXV, & LLSV	Polyester Fin Protection	Bronz-Glow or ElectroFin	Coated Coil (Black)
Air Defrost Models with EC Motors - 115/1/60												
HWA050AEC	HWA050SC	3,915	HWA050SGC	5,969	1,559	325	583	900	1,561	1,114	2,230	1,274
HWA075AEC	HWA075SC	4,535	HWA075SGC	6,589	1,559	325	583	900	1,561	1,114	2,230	1,274
HWA100AEC	HWA100SC	5,560	HWA100SGC	7,614	1,559	325	583	900	1,561	1,643	2,230	1,838
HWA130AEC	HWA130SC	6,481	HWA130SGC	8,535	1,559	325	583	900	1,561	1,643	3,632	1,838
HWA155AEC	HWA155SC	7,241	HWA155SGC	9,295	1,559	325	583	900	1,561	1,643	3,632	1,838
HWA180AEC	HWA180SC	8,871	HWA180SGC	10,925	1,559	325	583	900	1,561	2,239	3,632	1,838
HWA210AEC	HWA210SC	10,052	HWA210SGC	12,106	1,559	325	583	900	-	2,608	4,317	2,870
HWA270AEC	HWA270SC	11,008	HWA270SGC	13,062	1,559	325	583	900	-	2,608	4,317	2,870
HWA340AEC	HWA340SC	14,120	HWA340SGC	16,174	1,559	325	955	1,383	-	3,540	5,001	3,679
Air Defrost Models with EC Motors - 208-230/1/60												
HWA050BEC	HWA050SC	4,124	HWA050SGC	6,178	1,559	325	583	900	1,561	1,114	2,230	1,274
HWA075BEC	HWA075SC	4,781	HWA075SGC	6,835	1,559	325	583	900	1,561	1,114	2,230	1,274
HWA100BEC	HWA100SC	5,844	HWA100SGC	7,898	1,559	325	583	900	1,561	1,643	2,230	1,838
HWA130BEC	HWA130SC	6,825	HWA130SGC	8,879	1,559	325	583	900	1,561	1,643	3,632	1,838
HWA155BEC	HWA155SC	7,628	HWA155SGC	9,682	1,559	325	583	900	1,561	1,643	3,632	1,838
HWA180BEC	HWA180SC	9,332	HWA180SGC	11,386	1,559	325	583	900	1,561	2,239	3,632	1,838
HWA210BEC	HWA210SC	10,564	HWA210SGC	12,618	1,559	325	583	900	-	2,608	4,317	2,870
HWA270BEC	HWA270SC	11,573	HWA270SGC	13,627	1,559	325	583	900	-	2,608	4,317	2,870
HWA340BEC	HWA340SC	14,847	HWA340SGC	16,901	1,559	325	955	1,383	-	3,540	5,001	3,679
Air Defrost Models with PSC Motors - 115/1/60												
HWA050AC	HWA050SC	3,522	HWA050SGC	5,576	1,559	325	583	900	1,561	1,114	2,230	1,274
HWA075AC	HWA075SC	4,142	HWA075SGC	6,196	1,559	325	583	900	1,561	1,114	2,230	1,274
HWA100AC	HWA100SC	4,773	HWA100SGC	6,827	1,559	325	583	900	1,561	1,643	2,230	1,838
HWA130AC	HWA130SC	5,694	HWA130SGC	7,748	1,559	325	583	900	1,561	1,643	3,632	1,838
HWA155AC	HWA155SC	6,454	HWA155SGC	8,508	1,559	325	583	900	1,561	1,643	3,632	1,838
HWA180AC	HWA180SC	7,691	HWA180SGC	9,745	1,559	325	583	900	1,561	2,239	3,632	1,838
HWA210AC	HWA210SC	8,480	HWA210SGC	10,534	1,559	325	583	900	-	2,608	4,317	2,870
HWA270AC	HWA270SC	9,436	HWA270SGC	11,490	1,559	325	583	900	-	2,608	4,317	2,870
HWA340AC	HWA340SC	12,153	HWA340SGC	14,207	1,559	325	955	1,383	-	3,540	5,001	3,679

**Federal Regulation Requires EC Motors!**  
**Energy Independence and Security Act of 2007 (H.R. 6)**  
 Walk-Ins manufactured on or after 01/01/2009 and under 3,000 square feet in area with single phase evaporator fan motors less than 1 HP and less than 460V must be EC motors.

#### Notes:

- Beacon II™ must be ordered as a system. B2/QRC/IntelliGen™ is not available for 460/1/60 and 260/3/60.
- TXV = Expansion Valve; LLSV = Liquid Line Solenoid Valve; QCF = Quick Connect Fittings.
- 460V Fan Motors, Stainless Steel Cabinet & Pan, and Copper Fin Coils are available. Contact your Sales Representative or Account Engineer for more information.
- Must specify which coating at time of order entry.

## Low Velocity Center Mount

## Air Defrost Models & Options

### When Do You Choose a Configurable Model?

- Choose when there is not a standard model listed or you want to add factory-installed options.
- When ordering a configurable model, remember to specify the voltage and fan motor type.

Chandler Standard Model	Chandler Config Model	List Price (\$US)	Chandler intelliGen™ Config Model	Chandler intelliGen™ Config. List Price (\$US)	Factory-Installed Options List Price Adders (\$US)							
					Electrical Options		Mechanical Options			Coil Options		
					Beacon II	Room TSTAT	TXV	TXV & LLSV	QCF, TXV, & LLSV	Polyester Fin Protection	Bronz-Glow or ElectroFin	Coated Coi (Black)
Air Defrost Models with PSC Motors - 208-230/1/60												
HWA050BC	HWA050SC	3,731	HWA050SGC	5,785	1,559	325	583	900	1,561	1,114	2,230	1,274
HWA075BC	HWA075SC	4,388	HWA075SGC	6,442	1,559	325	583	900	1,561	1,114	2,230	1,274
HWA100BC	HWA100SC	5,057	HWA100SGC	7,111	1,559	325	583	900	1,561	1,643	2,230	1,838
HWA130BC	HWA130SC	6,038	HWA130SGC	8,092	1,559	325	583	900	1,561	1,643	3,632	1,838
HWA155BC	HWA155SC	6,841	HWA155SGC	8,895	1,559	325	583	900	1,561	1,643	3,632	1,838
HWA180BC	HWA180SC	8,152	HWA180SGC	10,206	1,559	325	583	900	1,561	2,239	3,632	1,838
HWA210BC	HWA210SC	8,992	HWA210SGC	11,046	1,559	325	583	900	-	2,608	4,317	2,870
HWA270BC	HWA270SC	10,001	HWA270SGC	12,055	1,559	325	583	900	-	2,608	4,317	2,870
HWA340BC	HWA340SC	12,880	HWA340SGC	14,934	1,559	325	955	1,383	-	3,540	5,001	3,679

### Federal Regulation Requires EC Motors!

#### Energy Independence and Security Act of 2007 (H.R. 6)

Walk-Ins manufactured on or after 01/01/2009 and under 3,000 square feet in area with single phase evaporator fan motors less than 1 HP and less than 460V must be EC motors.

#### Notes:

- Beacon II™ must be ordered as a system. B2/QRC/intelliGen™ is not available for 460/1/60 and 260/3/60.
- TXV = Expansion Valve; LLSV = Liquid Line Solenoid Valve; QCF = Quick Connect Fittings.
- 460V Fan Motors, Stainless Steel Cabinet & Pan, and Copper Fin Coils are available. Contact your Sales Representative or Account Engineer for more information.
- Must specify which coating at time of order entry.

### Low Velocity Center Mount

### Electric Defrost Models & Options

#### When Do You Choose a Configurable Model?

- Choose when there is not a standard model listed or you want to add factory-installed options.
- When ordering a configurable model, remember to specify the voltage and fan motor type.

Chandler Standard Model	Chandler Config Model	List Price (\$US)	Chandler intelliGen™ Config Model	Chandler intelliGen™ Config. List Price (\$US)	Factory-Installed Options List Price Adders (\$US)						
					Electrical Options			Mechanical Options			Coil Options
					Beacon II	Adj. Defrost Term. / Fan Delay	Room TSTAT	TXV	TXV & LLSV	QCF, TXV, & LLSV	Bronz-Glow
Electric Defrost Models with EC Motors - 208-230/1/60											
HWE050BEC	HWE050SC	4,579	HWE050SGC	6,633	1,559	540	325	583	900	1,561	2,230
HWE075BEC	HWE075SC	5,314	HWE075SGC	7,368	1,559	540	325	583	900	1,561	2,230
HWE100BEC	HWE100SC	6,468	HWE100SGC	8,522	1,559	540	325	583	900	1,561	2,230
HWE130BEC	HWE130SC	7,561	HWE130SGC	9,615	1,559	540	325	583	900	1,561	3,632
HWE155BEC	HWE155SC	8,468	HWE155SGC	10,522	1,559	540	325	583	900	1,561	3,632
HWE180BEC	HWE180SC	10,328	HWE180SGC	12,382	1,559	540	325	583	900	1,561	3,632
HWE210BEC	HWE210SC	11,663	HWE210SGC	13,717	1,559	540	325	583	900	-	4,317
HWE270BEC	HWE270SC	12,798	HWE270SGC	14,852	1,559	540	325	583	900	-	4,317
HWE340BEC	HWE340SC	16,429	HWE340SGC	18,483	1,559	540	325	955	1,383	-	5,001
Electric Defrost Models with PSC Motors - 208-230/1/60											
HWE050BC	HWE050SC	4,186	HWE050SGC	6,240	1,559	540	325	583	900	1,561	2,230
HWE075BC	HWE075SC	4,921	HWE075SGC	6,975	1,559	540	325	583	900	1,561	2,230
HWE100BC	HWE100SC	5,681	HWE100SGC	7,735	1,559	540	325	583	900	1,561	2,230
HWE130BC	HWE130SC	6,774	HWE130SGC	8,828	1,559	540	325	583	900	1,561	3,632
HWE155BC	HWE155SC	7,681	HWE155SGC	9,735	1,559	540	325	583	900	1,561	3,632
HWE180BC	HWE180SC	9,148	HWE180SGC	11,202	1,559	540	325	583	900	1,561	3,632
HWE210BC	HWE210SC	10,091	HWE210SGC	12,145	1,559	540	325	583	900	-	4,317
HWE270BC	HWE270SC	11,226	HWE270SGC	13,280	1,559	540	325	583	900	-	4,317
HWE340BC	HWE340SC	14,462	HWE340SGC	16,516	1,559	540	325	955	1,383	-	5,001

#### Federal Regulation Requires EC Motors! Energy Independence and Security Act of 2007 (H.R. 6)

Walk-Ins manufactured on or after 01/01/2009 and under 3,000 square feet in area with single phase evaporator fan motors less than 1 HP and less than 460V must be EC motors.

#### Notes:

- Electric Drain Pan is standard.
- Beacon II™ must be ordered as a system. B2/QRC/intelliGen™ is not available for 460/1/60 and 260/3/60.
- TXV = Expansion Valve; LLSV = Liquid Line Solenoid Valve; QCF = Quick Connect Fittings.
- 460V Fan Motors, Stainless Steel Cabinet & Pan, and Copper Fin Coils are available. Contact your Sales Representative or Account Engineer for more information.

## Low Velocity Center Mount

## Hot Gas Defrost Models & Options

### When Do You Choose a Configurable Model?

- Choose when there is not a standard model listed or you want to add factory-installed options.
- When ordering a configurable model, remember to specify the voltage and fan motor type.

Chandler Standard Model	Chandler Config Model	List Price (\$US)	Factory-Installed Options List Price Adders (\$US)		
			Mechanical Options		Coil Options
			TXV	TXV & LLSV	Bronz-Glow or ElectroFin
Hot Gas Defrost Models with EC Motors - 115/1/60					
-	HWG100SC	5,868	583	900	2,230
-	HWG130SC	7,392	583	900	3,632
-	HWG155SC	8,274	583	900	3,632
-	HWG180SC	10,099	583	900	3,632
-	HWG210SC	11,413	583	900	4,317
-	HWG270SC	12,517	583	900	4,317
-	HWG340SC	16,066	955	1,383	5,001
Hot Gas Defrost Models with EC Motors - 208-230/1/60					
-	HWG100SC	6,173	583	900	2,230
-	HWG130SC	7,788	583	900	3,632
-	HWG155SC	8,724	583	900	3,632
-	HWG180SC	10,637	583	900	3,632
-	HWG210SC	11,998	583	900	4,317
-	HWG270SC	13,173	583	900	4,317
-	HWG340SC	16,908	955	1,383	5,001
Hot Gas Defrost Models with PSC Motors - 115/1/60					
-	HWG100SC	5,081	583	900	2,230
-	HWG130SC	6,605	583	900	3,632
-	HWG155SC	7,487	583	900	3,632
-	HWG180SC	8,919	583	900	3,632
-	HWG210SC	9,841	583	900	4,317
-	HWG270SC	10,945	583	900	4,317
-	HWG340SC	14,099	955	1,383	5,001
Hot Gas Defrost Models with PSC Motors - 208-230/1/60					
-	HWG100SC	5,386	583	900	2,230
-	HWG130SC	7,001	583	900	3,632
-	HWG155SC	7,937	583	900	3,632
-	HWG180SC	9,457	583	900	3,632
-	HWG210SC	10,426	583	900	4,317
-	HWG270SC	11,601	583	900	4,317
-	HWG340SC	14,941	955	1,383	5,001

### Need a Reverse Cycle Kit?

Look on page 46 for the available kits in the Shipped-Loose Accessories.

### Federal Regulation Requires EC Motors!

#### Energy Independence and Security Act of 2007 (H.R. 6)

Walk-Ins manufactured on or after 01/01/2009 and under 3,000 square feet in area with single phase evaporator fan motors less than 1 HP and less than 460V must be EC motors.

#### Notes:

- Electric Drain Pan is standard. Hot gas loop not available.
- Adjustable Defrost Term. / Fan Delay is standard.
- TXV = Expansion Valve; LLSV = Liquid Line Solenoid Valve.
- 460V Fan Motors, Stainless Steel Cabinet & Pan, and Copper Fin Coils are available. Contact your Sales Representative or Account Engineer for more information.
- Must specify which coating at time of order entry.

## Low Velocity Center Mount

## Shipped-Loose Accessories

Can't Find Something or need help selecting the appropriate accessory for your unit? Please contact your local Sales Representative or Account Engineer for assistance.

Part Number	Description	List Price (\$US)	Notes
<b>Room Thermostats</b>			
2891040	Room Thermostat	309	-
28963301	Electronic Room Thermostat	502	-
<b>Defrost Controls</b>			
4267W	Adjustable Defrost Control / Fan Delay Switch	289	-
21340101	Electric Defrost Timer (60 Hz)	362	-
5505R	30-Amp Contactor	387	Use as fan or heater contactor
<b>Check Valves</b>			
5890C	7/8" Suction Line Check Valve	217	-
5889C	1 1/8" Suction Line Check Valve	423	-
2933022	1 3/8" Suction Line Check Valve	874	-
<b>Drain Line Heaters</b>			
5508Q	6 ft. Drain Line heater (208-230V, 42 Watts)	157	-
5594P	12 ft. Drain Line heater (208-230V, 84 Watts)	171	-
5595P	18 ft. Drain Line heater (208-230V, 126 Watts)	203	-
5596P	36 ft. Drain Line heater (208-230V, 252 Watts)	311	-
5597P	60 ft. Drain Line heater (208-230V, 420 Watts)	573	-
<b>Heat Exchangers</b>			
24200004	Heat Exchanger used on 050 Electric Defrost Models	257	3/8" Liquid Connection OD, 5/8" Suction Connection OD, 14" Length, 2lbs Approx. Ship Wt.
24200005	Heat Exchanger used on 075 - 100 Electric & Hot Gas Defrost Models	282	3/8" Liquid Connection OD, 7/8" Suction Connection OD, 14" Length, 2lbs Approx. Ship Wt.
24200006	Heat Exchanger used on 130 - 155 Electric & Hot Gas Defrost Models	303	1/2" Liquid Connection OD, 7/8" Suction Connection OD, 11" Length, 2lbs Approx. Ship Wt.
24200007	Heat Exchanger used on 180 - 270 Electric & Hot Gas Defrost Models	329	1/2" Liquid Connection OD, 1-1/8" Suction Connection OD, 14" Length, 2lbs Approx. Ship Wt.
24200008	Heat Exchanger used on 340 Electric & Hot Gas Defrost Models	552	5/8" Liquid Connection OD, 1-3/8" Suction Connection OD, 14" Length, 3lbs Approx. Ship Wt.

## Expansion Valves (TXV)

When placing order, please specify refrigerant type, saturated suction temperature (SST), liquid temperature, and room temperature.

Part Number	List Price (\$US)	Capacity Range (BTUH)
TXV024	359	24,000 BTUH and under
TXV036	359	24,000 BTUH to 36,000 BTUH
TXV060	583	36,000 BTUH to 60,000 BTUH
TXV120	738	60,000 BTUH to 120,000 BTUH

## Liquid-line Solenoid Valves (LLSV)

Part Number	List Price (\$US)	Size	Capacity Range (R-404A)
			Medium Temperature Application (BTUH)
29318013	371	3/8	12,000 BTUH and under
4502Z	371	3/8	12,000 BTUH to 24,000 BTUH
29318011	371	3/8	24,000 BTUH to 44,000 BTUH
29318012	371	1/2	36,000 BTUH to 51,000 BTUH
5766Y	371	1/2	51,000 BTUH to 72,000 BTUH


## Hot Gas Reverse Cycle Kits (Hot Gas Models Only)

- Electric pan is standard on all hot gas models. Hot gas loop not available.
- Kits includes one check valve and piping for liquid bypass around expansion valve and instructions for field installation.

Chandler Models Used On	TXV Bypass Kits		List Price (\$US)
	Type SQE, SBF, or HFESC	Type S	
	Part Number	Part Number	
HWG100	89897801	89898001	444
HWG130 - HWG270	89897802	89898002	444
HWG340	89897803	89898003	444

## Center Mount

## Overview



### Product Description

Center mount unit coolers, available in air or electric defrost, are ideal for tight storage situations because they are ceiling mount and have a height of only 8 - 5/8" allowing for maximum headroom in a cooler or freezer. The center mount design allows for product to be stacked all around while air flow distributes evenly throughout the box. Opting for EC motors or the Beacon II™ Refrigeration System makes this product qualified to be included in the **E Solutions™** product portfolio because of increased energy efficiency and cost savings.

### Certifications



### Standard Features

#### Ease of Installation & Service

- Panels on ends quickly remove for complete access to refrigerant components and electrical terminal block during installation and servicing
- Tapered mounting provides proper slope for condensate drainage to one end of the unit

#### Reliable & Durable

- Heavy-gauge grained aluminum cabinet cleans easily and looks attractive
- Stainless steel screws prevent rust streaks
- Wire fan guards with PVC coating for durability
- Coils are dehydrated and sealed at the factory
- Double drain pan eliminates drain pan sweating

#### Performance

- Quick disconnect, waterproof plug and receptacle for each motor in all models
- High-efficiency aluminum fins with full collars cover mechanically expanded copper tubes
- Highest quality tubular heaters provide fast and economical defrost
- Generous coil surface gives proper compressor balance
- Standard adjustable defrost termination fan delay thermostat
- Motors are life lubricated and thermal overload protected
- Air moves across the ceiling in both directions providing even air distribution throughout the cooler

#### Versatile

- Compact, ceiling mount and center mount design allows for shelving and storage of product around all walls

### Nomenclature

TLH	052	A	G	E
Model Series	Capacity	Electrical Code	Control Option	Vintage
<b>TLH</b> = Center Mount, Air Defrost  <b>TLL</b> = Center Mount, Electric Defrost	<b># x 100 = BTUH</b>	<b>A</b> = 115/1/60 <b>B</b> = 208-230/1/60 <b>AE</b> = 115/1/60 (EC) <b>BE</b> = 208-230/1/60 (EC) <b>S</b> = Configurable	<b>G</b> = IntelliGen™  <small>*only available on Air and Electric Defrost Models</small>	

IntelliGen™ only available for 115/1 and 208-230/1 voltages.



## Center Mount

## Air Defrost Models & Options

### When Do You Choose a Configurable Model?

- Choose when there is not a standard model listed or you want to add factory-installed options.
- When ordering a configurable model, remember to specify the voltage and fan motor type.

Chandler Standard Model	Chandler Config Model	List Price (\$US)	Chandler intelliGen™ Config Model	Chandler intelliGen™ Config. List Price (\$US)	Factory Installed Options List Price Adders (\$US)							
					Electrical Options		Mechanical Options			Coil Options		
					Beacon II	Room TSTAT	TXV	TXV & LLSV	QCF, TXV, & LLSV	Coated Coil (Black)	Polyester Fin Protection	Bronz- Glow or ElectroFin
Air Defrost Models with EC Motors - 115/1/60												
TLH052AEE	TLH052SE	2,637	TLH052SGE	4,691	1,559	325	583	900	1,561	734	651	2,230
TLH076AEE	TLH076SE	3,522	TLH076SGE	5,576	1,559	325	583	900	1,561	1,008	893	2,230
TLH090AEE	TLH090SE	3,873	TLH090SGE	5,927	1,559	325	583	900	1,561	1,008	893	2,230
TLH102AEE	TLH102SE	4,205	TLH102SGE	6,259	1,559	325	583	900	1,561	1,008	893	2,356
TLH108AEE	TLH108SE	4,737	TLH108SGE	6,791	1,559	325	583	900	1,561	Call Factory	1,268	2,511
TLH134AEE	TLH134SE	5,292	TLH134SGE	7,346	1,559	325	583	900	1,561	Call Factory	1,268	2,638
TLH156AEE	TLH156SE	5,808	TLH156SGE	7,862	1,559	325	583	900	1,561	Call Factory	1,268	2,789
TLH179AEE	TLH179SE	6,681	TLH179SGE	8,735	1,559	325	583	900	1,561	Call Factory	1,578	3,028
TLH208AEE	TLH208SE	7,307	TLH208SGE	9,361	1,559	325	583	900	1,561	Call Factory	1,578	3,225
TLH249AEE	TLH249SE	8,944	TLH249SGE	10,998	1,559	325	583	900	1,561	Call Factory	2,032	3,660
Air Defrost Models with EC Motors - 208-230/1/60												
TLH052BEE	TLH052SE	2,815	TLH052SGE	4,869	1,559	325	583	900	1,561	734	651	2,230
TLH076BEE	TLH076SE	3,736	TLH076SGE	5,790	1,559	325	583	900	1,561	1,008	893	2,230
TLH090BEE	TLH090SE	4,086	TLH090SGE	6,140	1,559	325	583	900	1,561	1,008	893	2,230
TLH102BEE	TLH102SE	4,422	TLH102SGE	6,476	1,559	325	583	900	1,561	1,008	893	2,356
TLH108BEE	TLH108SE	5,000	TLH108SGE	7,054	1,559	325	583	900	1,561	Call Factory	1,268	2,511
TLH134BEE	TLH134SE	5,545	TLH134SGE	7,599	1,559	325	583	900	1,561	Call Factory	1,268	2,638
TLH156BEE	TLH156SE	6,060	TLH156SGE	8,114	1,559	325	583	900	1,561	Call Factory	1,268	2,789
TLH179BEE	TLH179SE	6,975	TLH179SGE	9,029	1,559	325	583	900	1,561	Call Factory	1,578	3,028
TLH208BEE	TLH208SE	7,609	TLH208SGE	9,663	1,559	325	583	900	1,561	Call Factory	1,578	3,225
TLH249BEE	TLH249SE	9,275	TLH249SGE	11,329	1,559	325	583	900	1,561	Call Factory	2,032	3,660
Air Defrost Models with PSC Motors - 115/1/60												
TLH052AE	TLH052SE	2,244	TLH052SGE	4,298	1,559	325	583	900	1,561	734	651	2,230
TLH076AE	TLH076SE	2,736	TLH076SGE	4,790	1,559	325	583	900	1,561	1,008	893	2,230
TLH090AE	TLH090SE	3,087	TLH090SGE	5,141	1,559	325	583	900	1,561	1,008	893	2,230
TLH102AE	TLH102SE	3,419	TLH102SGE	5,473	1,559	325	583	900	1,561	1,008	893	2,356
TLH108AE	TLH108SE	3,558	TLH108SGE	5,612	1,559	325	583	900	1,561	Call Factory	1,268	2,511
TLH134AE	TLH134SE	4,113	TLH134SGE	6,167	1,559	325	583	900	1,561	Call Factory	1,268	2,638
TLH156AE	TLH156SE	4,629	TLH156SGE	6,683	1,559	325	583	900	1,561	Call Factory	1,268	2,789
TLH179AE	TLH179SE	5,109	TLH179SGE	7,163	1,559	325	583	900	1,561	Call Factory	1,578	3,028
TLH208AE	TLH208SE	5,735	TLH208SGE	7,789	1,559	325	583	900	1,561	Call Factory	1,578	3,225
TLH249AE	TLH249SE	6,979	TLH249SGE	9,033	1,559	325	583	900	1,561	Call Factory	2,032	3,660

### Federal Regulation Requires EC Motors! Energy Independence and Security Act of 2007 (H.R. 6)

Walk-Ins manufactured on or after 01/01/2009 and under 3,000 square feet in area with single phase evaporator fan motors less than 1 HP and less than 460V must be EC motors.

#### Notes:

- Beacon II™ must be ordered as a system. B2/QRC/intelliGen™ is not available for 460/1/60 and 260/3/60.
- TXV = Expansion Valve; LLSV = Liquid Line Solenoid Valve; QCF = Quick Connect Fittings.
- 460V Fan Motors, Stainless Steel Cabinet & Pan, and Copper Fin Coils are available. Contact your Sales Representative or Account Engineer for more information.
- Must specify which coating at time of order entry.



## Center Mount

## Air Defrost Models & Options

### When Do You Choose a Configurable Model?

- Choose when there is not a standard model listed or you want to add factory-installed options.
- When ordering a configurable model, remember to specify the voltage and fan motor type.

Chandler Standard Model	Chandler Config Model	List Price (\$US)	Chandler intelliGen™ Config Model	Chandler intelliGen™ Config. List Price (\$US)	Factory Installed Options List Price Adders (\$US)							
					Electrical Options		Mechanical Options			Coil Options		
					Beacon II	Room TSTAT	TXV	TXV & LLSV	QCF, TXV, & LLSV	Coated Coil (Black)	Polyester Fin Protection	Bronz- Glow or ElectroFin
Air Defrost Models with PSC Motors - 208-230/1/60												
TLH052BE	TLH052SE	2,422	TLH052SGE	4,476	1,559	325	583	900	1,561	734	651	2,230
TLH076BE	TLH076SE	2,950	TLH076SGE	5,004	1,559	325	583	900	1,561	1,008	893	2,230
TLH090BE	TLH090SE	3,300	TLH090SGE	5,354	1,559	325	583	900	1,561	1,008	893	2,230
TLH102BE	TLH102SE	3,636	TLH102SGE	5,690	1,559	325	583	900	1,561	1,008	893	2,356
TLH108BE	TLH108SE	3,821	TLH108SGE	5,875	1,559	325	583	900	1,561	Call Factory	1,268	2,511
TLH134BE	TLH134SE	4,366	TLH134SGE	6,420	1,559	325	583	900	1,561	Call Factory	1,268	2,638
TLH156BE	TLH156SE	4,881	TLH156SGE	6,935	1,559	325	583	900	1,561	Call Factory	1,268	2,789
TLH179BE	TLH179SE	5,403	TLH179SGE	7,457	1,559	325	583	900	1,561	Call Factory	1,578	3,028
TLH208BE	TLH208SE	6,037	TLH208SGE	8,091	1,559	325	583	900	1,561	Call Factory	1,578	3,225
TLH249BE	TLH249SE	7,310	TLH249SGE	9,364	1,559	325	583	900	1,561	Call Factory	2,032	3,660

### Federal Regulation Requires EC Motors! Energy Independence and Security Act of 2007 (H.R. 6)

Walk-Ins manufactured on or after 01/01/2009 and under 3,000 square feet in area with single phase evaporator fan motors less than 1 HP and less than 460V must be EC motors.

#### Notes:

- Beacon II™ must be ordered as a system. B2/QRC/IntelliGen™ is not available for 460/1/60 and 260/3/60.
- TXV = Expansion Valve; LLSV = Liquid Line Solenoid Valve; QCF = Quick Connect Fittings.
- 460V Fan Motors, Stainless Steel Cabinet & Pan, and Copper Fin Coils are available. Contact your Sales Representative or Account Engineer for more information.
- Must specify which coating at time of order entry.

### Center Mount

### Electric Defrost Models & Options

#### When Do You Choose a Configurable Model?

- Choose when there is not a standard model listed or you want to add factory-installed options.
- When ordering a configurable model, remember to specify the voltage and fan motor type.

Chandler Standard Model	Chandler Config Model	List Price (\$US)	Chandler intelliGen™ Config Model	Chandler intelliGen™ Config. List Price (\$US)	Factory-Insralled Options List Price Adders (\$US)					
					Electrical Options		Mechanical Options			Coil Options
					Beacon II	Room TSTAT	TXV	TXV & LLSV	QCF, TXV, & LLSV	Bronz-Glow
Electric Defrost Models with EC Motors - 208-230/1/60										
TLL040BEE	TLL040SE	3,462	TLL040SGE	5,516	1,559	325	583	900	1,561	2,230
TLL054BEE	TLL054SE	4,667	TLL054SGE	6,721	1,559	325	583	900	1,561	2,230
TLL065BEE	TLL065SE	4,831	TLL065SGE	6,885	1,559	325	583	900	1,561	2,230
TLL090BEE	TLL090SE	6,076	TLL090SGE	8,130	1,559	325	583	900	1,561	2,356
TLL130BEE	TLL130SE	6,649	TLL130SGE	8,703	1,559	325	583	900	1,561	2,356
TLL174BEE	TLL174SE	8,619	TLL174SGE	10,673	1,559	325	583	900	1,561	3,225
Electric Defrost Models with PSC Motors - 208-230/1/60										
TLL040BE	TLL040SE	3,069	TLL040SGE	5,123	1,559	325	583	900	1,561	2,230
TLL054BE	TLL054SE	3,881	TLL054SGE	5,935	1,559	325	583	900	1,561	2,230
TLL065BE	TLL065SE	4,045	TLL065SGE	6,099	1,559	325	583	900	1,561	2,230
TLL090BE	TLL090SE	4,897	TLL090SGE	6,951	1,559	325	583	900	1,561	2,356
TLL130BE	TLL130SE	5,470	TLL130SGE	7,524	1,559	325	583	900	1,561	2,356
TLL174BE	TLL174SE	7,047	TLL174SGE	9,101	1,559	325	583	900	1,561	3,225

#### Federal Regulation Requires EC Motors! Energy Independence and Security Act of 2007 (H.R. 6)

Walk-Ins manufactured on or after 01/01/2009 and under 3,000 square feet in area with single phase evaporator fan motors less than 1 HP and less than 460V must be EC motors.

#### Notes:

- Electric Drain Pan and Adjustable Defrost Term. / Fan Delay are standard.
- Beacon II™ must be ordered as a system. B2/QRC/IntelliGen™ is not available for 460/1/60 and 260/3/60.
- TXV = Expansion Valve; LLSV = Liquid Line Solenoid Valve; QCF = Quick Connect Fittings.
- 460V Fan Motors, Stainless Steel Cabinet & Pan, and Copper Fin Coils are available. Contact your Sales Representative or Account Engineer for more information.

## Center Mount

## Shipped-Loose Accessories

Can't Find Something or need help selecting the appropriate accessory for your unit? Please contact your local Sales Representative or Account Engineer for assistance.

Part Number	Description	List Price (\$US)	Notes
<b>Room Thermostats</b>			
2891040	Room Thermostats	309	-
28963301	Electronic Room Thermostat	502	-
<b>Defrost Controls</b>			
4267W	Adjustable Defrost Control / Fan Delay Switch	289	-
<b>Check Valves</b>			
5890C	7/8" Suction Line Check Valve	217	-
5889C	1 1/8" Suction Line Check Valve	423	-
<b>Drain Line Heaters</b>			
5508Q	6 ft. Drain Line heater (208-230V, 42 Watts)	157	-
5594P	12 ft. Drain Line heater (208-230V, 84 Watts)	171	-
5595P	18 ft. Drain Line heater (208-230V, 126 Watts)	203	-
5596P	36 ft. Drain Line heater (208-230V, 252 Watts)	311	-
5597P	60 ft. Drain Line heater (208-230V, 420 Watts)	573	-
<b>Heat Exchangers</b>			
24200004	Heat Exchanger used on 040 Electric Defrost Models	257	3/8" Liquid Connection OD, 5/8" Suction Connection OD, 14" Length, 2lbs Approx. Ship Wt.
24200005	Heat Exchanger used on 054 - 090 Electric Defrost Models	282	3/8" Liquid Connection OD, 7/8" Suction Connection OD, 14" Length, 2lbs Approx. Ship Wt.
24200007	Heat Exchanger used on 130-174 Electric Defrost Models	329	1/2" Liquid Connection OD, 1-1/8" Suction Connection OD, 14" Length, 2lbs Approx. Ship Wt.

## Expansion Valves (TXV)

When placing order, please specify refrigerant type, saturated suction temperature (SST), liquid temperature, and room temperature.


Part Number	List Price (\$US)	Capacity Range (BTUH)
TXV024	359	24,000 BTUH and under
TXV036	359	24,000 BTUH to 36,000 BTUH
TXV060	583	36,000 BTUH to 60,000 BTUH

## Liquid-line Solenoid Valves (LLSV)

Part Number	List Price (\$US)	Size	Capacity Range (R-404A)	
			Medium Temperature Application (BTUH)	Low Temperature Application (BTUH)
29318013	371	3/8	12,000 BTUH and under	11,000 BTUH and under
4502Z	371	3/8	12,000 BTUH to 24,000 BTUH	11,000 BTUH to 21,000 BTUH
29318011	371	3/8	24,000 BTUH to 44,000 BTUH	21,000 BTUH to 38,000 BTUH

## Medium Profile

## Overview



### Product Description

Medium profile unit coolers, available in air, electric, and hot gas defrost, are ideal for numerous commercial and industrial applications. With a modular design that is only 25 inches high, these units provide superior quality and a long, dependable life for many different applications. Opting for EC motors or the Beacon II™ Refrigeration System makes this product qualified to be included in the **E Solutions™** product portfolio because of increased energy efficiency and cost savings.

### Certifications



### Standard Features

#### Ease of Installation & Service

- All electrical components factory wired to terminal board and identified, making it easy to field wire the unit
- Schrader valve provided for suction pressure measurement
- Liquid line solenoid wire harness is factory-installed for quick installation
- Coil heater slots have been enlarged for easier installation and replacement
- Heaters are coil face mounted for easy access
- Front hinged drain pan for easy access
- Motors plug into wiring harness for easier servicing

#### Reliable & Durable

- Heavy gauge textured aluminum cabinet
- Sweat connections to reduce potential for leaks
- Patented Thermo-Flex™ coil design allows the coil to “flex” during periods of defrost resulting in expansion of the coil surface comes with a 5-year warranty
- Heavy plastic molded fan guards for extended air throw
- Reliable nickel steel alloy defrost heater elements
- Thermally protected, lifetime-lubricated single phase PSC motors

#### Performance

- External equalizer connection
- Internal panels are isolated for quiet operation
- Electric defrost models have fixed defrost termination / fan delay and heater limit thermostats
- PSC motors

#### Versatile

- Large diameter drain fitting (3/4" ID)
- Beacon II™ compatible
- Different motor and voltage options available

### Nomenclature

HM	A	130	A	G	A
Model Series	Model Type	Capacity	Electrical Code	Control Option	Vintage
<b>HM</b> = Chandler Medium Profile Unit Coolers	<b>A</b> = Air Deforst, 7 FPI <b>E</b> = Electric Deforst, 6 FPI <b>L</b> = Electric Deforst, 4.5 FPI <b>G</b> = Hot Gas Defrost, 6 FPI <b>F</b> = Hot Gas Defrost, 4.5 FPI	# x 100 = BTUH	<b>A</b> =115/1/60 <b>B</b> = 208-230/1/60 <b>C</b> = 208-230/3/60 <b>D</b> = 460/3/60 <b>M</b> = 460/1/60 <b>E</b> = 573/3/60 <b>L</b> = 573/1/60 <b>N</b> = 110/1/50 <b>Q</b> = 220/1/50 <b>R</b> = 380/1/50 <b>V</b> = 380/3/50 <b>AE</b> = 115/1/60 (EC) <b>BE</b> = 208-230/1/60 (EC) <b>CE</b> = 208-230/3/60 (EC) <b>S</b> = Configurable	<b>G</b> = IntelliGen™ <small>*only available on Air and Electric Defrost Models</small>	

## Medium Profile

## Air Defrost Models & Options

### When Do You Choose a Configurable Model?

- Choose when there is not a standard model listed or you want to add factory-installed options.
- When ordering a configurable model, remember to specify the voltage and fan motor type.

Chandler Standard Model	Chandler Config Model	List Price (\$US)	Chandler IntelliGen™ Config Model	Chandler IntelliGen™ Config. List Price (\$US)	Factory-Installed Options List Price Adders (\$US)						
					Electrical Options		Mechanical Options		Coil Options		
					Beacon II	Room TSTAT	TXV	TXV & LLSV	Coated Coil (Black)	Polyester Fin Protection	Bronz-Glow or ElectroFin
Air Defrost Models with VSEC or 2 Speed EC motors - 115/1/60											
-	HMA130SA	4,961	HMA130SGA	7,875	2,474	325	615	937	1,360	1,230	1,948
-	HMA155SA	5,695	HMA155SGA	8,609	2,474	325	615	937	1,360	1,230	1,948
-	HMA245SA	8,616	HMA245SGA	11,530	2,474	325	615	937	Call Factory	1,297	2,629
-	HMA300SA	10,473	HMA300SGA	13,387	2,474	325	615	937	Call Factory	1,297	2,756
-	HMA365SA	13,402	HMA365SGA	16,316	2,474	325	826	1,326	Call Factory	1,367	3,336
-	HMA450SA	15,495	HMA450SGA	18,409	2,474	325	826	1,326	Call Factory	1,367	3,520
-	HMA510SA	18,505	HMA510SGA	21,419	2,474	325	826	1,326	Call Factory	1,428	4,043
-	HMA600SA	19,416	HMA600SGA	22,330	2,474	325	826	1,326	Call Factory	1,428	4,286
Air Defrost Models with VSEC or 2 Speed EC motors – 230/1/60											
-	HMA130SA	5,033	HMA130SGA	7,947	2,474	325	615	937	1,360	1,230	1,948
-	HMA155SA	5,761	HMA155SGA	8,675	2,474	325	615	937	1,360	1,230	1,948
-	HMA245SA	8,753	HMA245SGA	11,667	2,474	325	615	937	Call Factory	1,297	2,629
-	HMA300SA	10,612	HMA300SGA	13,526	2,474	325	615	937	Call Factory	1,297	2,756
-	HMA365SA	13,615	HMA365SGA	16,529	2,474	325	826	1,326	Call Factory	1,367	3,336
-	HMA450SA	15,709	HMA450SGA	18,623	2,474	325	826	1,326	Call Factory	1,367	3,520
-	HMA510SA	18,782	HMA510SGA	21,696	2,474	325	826	1,326	Call Factory	1,428	4,043
-	HMA600SA	19,698	HMA600SGA	22,612	2,474	325	826	1,326	Call Factory	1,428	4,286
-	HMA710SA	22,790	HMA710SGA	25,704	2,474	325	1,196	1,837	Call Factory	1,466	4,695
Air Defrost Models with EC Motors - 115/1/60											
-	HMA130SA	4,699	HMA130SGA	7,613	2,474	325	615	937	1,360	1,230	1,948
-	HMA155SA	5,434	HMA155SGA	8,348	2,474	325	615	937	1,360	1,230	1,948
-	HMA245SA	8,093	HMA245SGA	11,007	2,474	325	615	937	Call Factory	1,297	2,629
-	HMA300SA	9,950	HMA300SGA	12,864	2,474	325	615	937	Call Factory	1,297	2,756
-	HMA365SA	12,616	HMA365SGA	15,530	2,474	325	826	1,326	Call Factory	1,367	3,336
-	HMA450SA	14,710	HMA450SGA	17,624	2,474	325	826	1,326	Call Factory	1,367	3,520
-	HMA510SA	17,458	HMA510SGA	20,372	2,474	325	826	1,326	Call Factory	1,428	4,043
-	HMA600SA	18,369	HMA600SGA	21,283	2,474	325	826	1,326	Call Factory	1,428	4,286

### Regulations Require EC or VSEC Motors!

#### Federal Energy Independence and Security Act of 2007 (H.R. 6)

Walk-Ins manufactured on or after 01/01/2009 and under 3,000 square feet in area with single phase evaporator fan motors less than 1 HP and less than 460V must be EC motors.

#### California Energy Commission Title 24, Section 126

Effective 01/01/2010, refrigerated warehouses with a total cold storage and frozen storage area exceeding 3,000 square feet with single phase evaporator fan motors less than 1 HP and less than 460V must be variable speed EC motors and controlled in response to space conditions.

#### Notes:

- Beacon II™ must be ordered as a system.
- Variable Speed EC (VSEC) motors require a customer supplied 0-10V signal.
- TXV = Expansion Valve; LLSV = Liquid Line Solenoid Valve
- Molded fan guards are standard and ring fan guards optional at no additional cost.
- Double Wall Insulated Pans, Stainless Steel Cabinet & Pan, and Copper Fin Coils are available. Contact your Sales Representative or Account Engineer for more information.
- Must specify which coating at time of order entry.

## Medium Profile

## Air Defrost Models & Options

### When Do You Choose a Configurable Model?

- Choose when there is not a standard model listed or you want to add factory-installed options.
- When ordering a configurable model, remember to specify the voltage and fan motor type.

Chandler Standard Model	Chandler Config Model	List Price (\$US)	Chandler intelliGen™ Config Model	Chandler intelliGen™ Config. List Price (\$US)	Factory-Installed Options List Price Adders (\$US)						
					Electrical Options		Mechanical Options		Coil Options		
					Beacon II	Room TSTAT	TXV	TXV & LLSV	Coated Coil (Black)	Polyester Fin Protection	Bronz-Glow or ElectroFin
Air Defrost Models with EC Motors - 208-230/1/60											
-	HMA130SA	4,772	HMA130SGA	7,686	2,474	325	615	937	1,360	1,230	1,948
-	HMA155SA	5,499	HMA155SGA	8,413	2,474	325	615	937	1,360	1,230	1,948
-	HMA245SA	8,229	HMA245SGA	11,143	2,474	325	615	937	Call Factory	1,297	2,629
-	HMA300SA	10,088	HMA300SGA	13,002	2,474	325	615	937	Call Factory	1,297	2,756
-	HMA365SA	12,830	HMA365SGA	15,744	2,474	325	826	1,326	Call Factory	1,367	3,336
-	HMA450SA	14,924	HMA450SGA	17,838	2,474	325	826	1,326	Call Factory	1,367	3,520
-	HMA510SA	17,735	HMA510SGA	20,649	2,474	325	826	1,326	Call Factory	1,428	4,043
-	HMA600SA	18,650	HMA600SGA	21,564	2,474	325	826	1,326	Call Factory	1,428	4,286
-	HMA710SA	21,481	HMA710SGA	24,395	2,474	325	1,196	1,837	Call Factory	1,466	4,695
Air Defrost Models with PSC Motors - 115/1/60											
HMA130AA	HMA130SA	3,987	HMA130SGA	6,901	2,474	325	615	937	1,360	1,230	1,948
HMA155AA	HMA155SA	4,722	HMA155SGA	7,636	2,474	325	615	937	1,360	1,230	1,948
HMA245AA	HMA245SA	6,669	HMA245SGA	9,583	2,474	325	615	937	Call Factory	1,297	2,629
HMA300AA	HMA300SA	8,526	HMA300SGA	11,440	2,474	325	615	937	Call Factory	1,297	2,756
HMA365AA	HMA365SA	10,480	HMA365SGA	13,394	2,474	325	826	1,326	Call Factory	1,367	3,336
HMA450AA	HMA450SA	12,574	HMA450SGA	15,488	2,474	325	826	1,326	Call Factory	1,367	3,520
HMA510AA	HMA510SA	14,610	HMA510SGA	17,524	2,474	325	826	1,326	Call Factory	1,428	4,043
HMA600AA	HMA600SA	15,521	HMA600SGA	18,435	2,474	325	826	1,326	Call Factory	1,428	4,286
Air Defrost Models with PSC Motors - 208-230/1/60											
HMA130BA	HMA130SA	4,060	HMA130SGA	6,974	2,474	325	615	937	1,360	1,230	1,948
HMA155BA	HMA155SA	4,787	HMA155SGA	7,701	2,474	325	615	937	1,360	1,230	1,948
HMA245BA	HMA245SA	6,805	HMA245SGA	9,719	2,474	325	615	937	Call Factory	1,297	2,629
HMA300BA	HMA300SA	8,664	HMA300SGA	11,578	2,474	325	615	937	Call Factory	1,297	2,756
HMA365BA	HMA365SA	10,694	HMA365SGA	13,608	2,474	325	826	1,326	Call Factory	1,367	3,336
HMA450BA	HMA450SA	12,788	HMA450SGA	15,702	2,474	325	826	1,326	Call Factory	1,367	3,520
HMA510BA	HMA510SA	14,887	HMA510SGA	17,801	2,474	325	826	1,326	Call Factory	1,428	4,043
HMA600BA	HMA600SA	15,802	HMA600SGA	18,716	2,474	325	826	1,326	Call Factory	1,428	4,286
HMA710BA	HMA710SA	17,921	HMA710SGA	20,835	2,474	325	1,196	1,837	Call Factory	1,466	4,695

### Regulations Require EC or VSEC Motors!

#### Federal Energy Independence and Security Act of 2007 (H.R. 6)

Walk-Ins manufactured on or after 01/01/2009 and under 3,000 square feet in area with single phase evaporator fan motors less than 1 HP and less than 460V must be EC motors.

#### California Energy Commission Title 24, Section 126

Effective 01/01/2010, refrigerated warehouses with a total cold storage and frozen storage area exceeding 3,000 square feet with single phase evaporator fan motors less than 1 HP and less than 460V must be variable speed EC motors and controlled in response to space conditions.

#### Notes:

- Beacon II™ must be ordered as a system.
- Variable Speed EC (VSEC) motors require a customer supplied 0-10V signal.
- TXV = Expansion Valve; LLSV = Liquid Line Solenoid Valve
- Molded fan guards are standard and ring fan guards optional at no additional cost.
- Double Wall Insulated Pans, Stainless Steel Cabinet & Pan, and Copper Fin Coils are available. Contact your Sales Representative or Account Engineer for more information.
- Must specify which coating at time of order entry.



## Medium Profile

## Air Defrost Models & Options

### When Do You Choose a Configurable Model?

- Choose when there is not a standard model listed or you want to add factory-installed options.
- When ordering a configurable model, remember to specify the voltage and fan motor type.

Chandler Standard Model	Chandler Config Model	List Price (\$US)	Chandler intelliGen™ Config Model	Chandler intelliGen™ Config. List Price (\$US)	Factory-Installed Options List Price Adders (\$US)						
					Electrical Options		Mechanical Options		Coil Options		
					Beacon II	Room TSTAT	TXV	TXV & LLSV	Coated Coil (Black)	Polyester Fin Protection	Bronz-Glow or ElectroFin
Air Defrost Models with PSC Motors - 460/1/60											
HMA130MA	HMA130SA	4,266	HMA130SGA	7,180	2,474	325	615	937	1,360	1,230	1,948
HMA155MA	HMA155SA	4,996	HMA155SGA	7,910	2,474	325	615	937	1,360	1,230	1,948
HMA245MA	HMA245SA	7,221	HMA245SGA	10,135	2,474	325	615	937	Call Factory	1,297	2,629
HMA300MA	HMA300SA	9,078	HMA300SGA	11,992	2,474	325	615	937	Call Factory	1,297	2,756
HMA365MA	HMA365SA	11,308	HMA365SGA	14,222	2,474	325	826	1,326	Call Factory	1,367	3,336
HMA450MA	HMA450SA	13,405	HMA450SGA	16,319	2,474	325	826	1,326	Call Factory	1,367	3,520
HMA510MA	HMA510SA	15,710	HMA510SGA	18,624	2,474	325	826	1,326	Call Factory	1,428	4,043
HMA600MA	HMA600SA	16,626	HMA600SGA	19,540	2,474	325	826	1,326	Call Factory	1,428	4,286
HMA710MA	HMA710SA	18,950	HMA710SGA	21,864	2,474	325	1,196	1,837	Call Factory	1,466	4,695
Air Defrost Models with Totally-Enclosed PSC Motors - 208-230/1/60											
-	HMA130SA	4,332	HMA130SGA	7,246	2,474	325	615	937	1,360	1,230	1,948
-	HMA155SA	5,059	HMA155SGA	7,973	2,474	325	615	937	1,360	1,230	1,948
-	HMA245SA	7,349	HMA245SGA	10,263	2,474	325	615	937	Call Factory	1,297	2,629
-	HMA300SA	9,208	HMA300SGA	12,122	2,474	325	615	937	Call Factory	1,297	2,756
-	HMA365SA	11,510	HMA365SGA	14,424	2,474	325	826	1,326	Call Factory	1,367	3,336
-	HMA450SA	13,604	HMA450SGA	16,518	2,474	325	826	1,326	Call Factory	1,367	3,520
-	HMA510SA	15,975	HMA510SGA	18,889	2,474	325	826	1,326	Call Factory	1,428	4,043
-	HMA600SA	16,890	HMA600SGA	19,804	2,474	325	826	1,326	Call Factory	1,428	4,286
-	HMA710SA	19,281	HMA710SGA	22,195	2,474	325	1,196	1,837	Call Factory	1,466	4,695
Air Defrost Models with Totally-Enclosed PSC Motors - 460/1/60											
-	HMA130SA	4,538	HMA130SGA	7,452	2,474	325	615	937	1,360	1,230	1,948
-	HMA155SA	5,268	HMA155SGA	8,182	2,474	325	615	937	1,360	1,230	1,948
-	HMA245SA	7,765	HMA245SGA	10,679	2,474	325	615	937	Call Factory	1,297	2,629
-	HMA300SA	9,622	HMA300SGA	12,536	2,474	325	615	937	Call Factory	1,297	2,756
-	HMA365SA	12,124	HMA365SGA	15,038	2,474	325	826	1,326	Call Factory	1,367	3,336
-	HMA450SA	14,221	HMA450SGA	17,135	2,474	325	826	1,326	Call Factory	1,367	3,520
-	HMA510SA	16,798	HMA510SGA	19,712	2,474	325	826	1,326	Call Factory	1,428	4,043
-	HMA600SA	17,714	HMA600SGA	20,628	2,474	325	826	1,326	Call Factory	1,428	4,286
-	HMA710SA	20,310	HMA710SGA	23,224	2,474	325	1,196	1,837	Call Factory	1,466	4,695

### Regulations Require EC or VSEC Motors!

#### Federal Energy Independence and Security Act of 2007 (H.R. 6)

Walk-Ins manufactured on or after 01/01/2009 and under 3,000 square feet in area with single phase evaporator fan motors less than 1 HP and less than 460V must be EC motors.

#### California Energy Commission Title 24, Section 126

Effective 01/01/2010, refrigerated warehouses with a total cold storage and frozen storage area exceeding 3,000 square feet with single phase evaporator fan motors less than 1 HP and less than 460V must be variable speed EC motors and controlled in response to space conditions.

#### Notes:

- Beacon II™ must be ordered as a system.
- Variable Speed EC (VSEC) motors require a customer supplied 0-10V signal.
- TXV = Expansion Valve; LLSV = Liquid Line Solenoid Valve
- Molded fan guards are standard and ring fan guards optional at no additional cost.
- Double Wall Insulated Pans, Stainless Steel Cabinet & Pan, and Copper Fin Coils are available. Contact your Sales Representative or Account Engineer for more information.
- Must specify which coating at time of order entry.

## Medium Profile

## Electric Defrost Models & Options

### When Do You Choose a Configurable Model?

- Choose when there is not a standard model listed or you want to add factory-installed options.
- When ordering a configurable model, remember to specify the voltage and fan motor type.

Chandler Standard Model	Chandler Config Model	FPI	List Price (\$US)	Chandler intelliGen™ Config Model	Chandler intelliGen™ Config. List Price (\$US)	Factory-Installed Options List Price Adders (\$US)					
						Electrical Options		Drain Pan Options	Mechanical Options		Coil Options
						Beacon II	Room TSTAT	Electric	TXV	TXV & LLSV	Bronz-Glow
Electric Defrost Models with VSEC or 2 Speed EC motors – 230/1/60											
-	HME101SB	6	5,822	HME101SGB	8,736	2,474	325	Standard	615	937	1,948
-	HME140SB	6	6,715	HME140SGB	9,629	2,474	325	Standard	615	937	1,948
-	HME190SB	6	9,673	HME190SGB	12,587	2,474	325	Standard	615	937	2,629
-	HME260SB	6	12,546	HME260SGB	15,460	2,474	325	Standard	615	937	2,756
-	HME310SB	6	14,375	HME310SGB	17,289	2,474	325	Standard	826	1,326	3,336
-	HME390SB	6	16,972	HME390SGB	19,886	2,474	325	Standard	826	1,326	3,520
-	HML100SB	4.5	6,008	HML100SGB	8,922	2,474	325	Standard	615	937	1,948
-	HML165SB	4.5	8,905	HML165SGB	11,819	2,474	325	Standard	615	937	2,629
-	HML220SB	4.5	11,485	HML220SGB	14,399	2,474	325	Standard	615	937	2,756
-	HML250SB	4.5	13,102	HML250SGB	16,016	2,474	325	Standard	826	1,326	3,336
-	HML330SB	4.5	16,409	HML330SGB	19,323	2,474	325	Standard	826	1,326	3,520
Electric Defrost Models with VSEC or 2 Speed EC motors – 208-230/3/60											
-	HME101SB	6	5,822	HME101SGB	8,736	2,474	325	Standard	615	937	1,948
-	HME140SB	6	6,715	HME140SGB	9,629	2,474	325	Standard	615	937	1,948
-	HME190SB	6	9,673	HME190SGB	12,587	2,474	325	Standard	615	937	2,629
-	HME260SB	6	12,546	HME260SGB	15,460	2,474	325	Standard	615	937	2,756
-	HME310SB	6	14,375	HME310SGB	17,289	2,474	325	Standard	826	1,326	3,336
-	HME390SB	6	16,972	HME390SGB	19,886	2,474	325	Standard	826	1,326	3,520
-	HME430SB	6	19181	HME430SB	22,095	2,474	325	Standard	826	1,326	4,043
-	HME520SB	6	21232	HME520SGB	24,146	2,474	325	Standard	826	1,326	4,286
-	HME630SB	6	23502	HME630SGB	26,416	2,474	325	Standard	1,196	1,837	4,695
-	HML100SB	4.5	6,008	HML100SGB	8922	2,474	325	Standard	615	937	1,948
-	HML165SB	4.5	8,905	HML165SGB	11,819	2,474	325	Standard	615	937	2,629
-	HML220SB	4.5	11,485	HML220SGB	14,399	2,474	325	Standard	615	937	2,756
-	HML250SB	4.5	13,102	HML250SGB	16,016	2,474	325	Standard	826	1,326	3,336
-	HML330SB	4.5	16,409	HML330SGB	19,323	2,474	325	Standard	826	1,326	3,520
-	HML370SB	4.5	18,570	HML370SGB	21,484	2,474	325	Standard	826	1,326	4,043
-	HML440SB	4.5	20,501	HML440SGB	23,415	2,474	325	Standard	826	1,326	4,286
-	HML530SB	4.5	22,292	HML530SGB	25,206	2,474	325	Standard	1,196	1,837	4,695
Electric Defrost Models with EC Motors - 208-230/1/60											
-	HME101SB	6	5,560	HME101SGB	8,474	2,474	325	Standard	615	937	1,948
-	HME140SB	6	6,454	HME140SGB	9,368	2,474	325	Standard	615	937	1,948

### Regulations Require EC or VSEC Motors!

#### Federal Energy Independence and Security Act of 2007 (H.R. 6)

Walk-Ins manufactured on or after 01/01/2009 and under 3,000 square feet in area with single phase evaporator fan motors less than 1 HP and less than 460V must be EC motors.

#### California Energy Commission Title 24, Section 126

Effective 01/01/2010, refrigerated warehouses with a total cold storage and frozen storage area exceeding 3,000 square feet with single phase evaporator fan motors less than 1 HP and less than 460V must be variable speed EC motors and controlled in response to space conditions.

#### Notes:

- Fixed Defrost Termination/Fan Delay standard.
- Beacon II™ must be ordered as a system.
- Variable Speed EC (VSEC) motors require a customer supplied 0-10V signal.
- TXV = Expansion Valve; LLSV = Liquid Line Solenoid Valve
- Molded fan guards are standard and wire fan guards optional at no additional cost.
- Low Temp Motors, Stainless Steel Cabinet & Pan, and Copper Fin Coils are available. Contact your Sales Representative or Account Engineer for more information.
- Call Factory to know the pricing of Double Wall Insulated Drain Pan Option.



## Medium Profile

## Electric Defrost Models & Options

### When Do You Choose a Configurable Model?

- Choose when there is not a standard model listed or you want to add factory-installed options.
- When ordering a configurable model, remember to specify the voltage and fan motor type.

Chandler Standard Model	Chandler Config Model	FPI	List Price (\$US)	Chandler IntelliGen™ Config Model	Chandler IntelliGen™ Config. List Price (\$US)	Factory-Installed Options List Price Adders (\$US)					
						Electrical Options		Drain Pan Options	Mechanical Options		Coil Options
						Beacon II	Room TSTAT	Electric	TXV	TXV & LLSV	Bronz-Glow
-	HME190SB	6	9,149	HME190SGB	12,063	2,474	325	Standard	615	937	2,629
-	HME260SB	6	12,023	HME260SGB	14,937	2,474	325	Standard	615	937	2,756
-	HME310SB	6	13,589	HME310SGB	16,503	2,474	325	Standard	826	1,326	3,336
-	HME390SB	6	16,186	HME390SGB	19,100	2,474	325	Standard	826	1,326	3,520
-	HML100SB	4.5	5,747	HML100SGB	8,661	2,474	325	Standard	615	937	1,948
-	HML165SB	4.5	8,381	HML165SGB	11,295	2,474	325	Standard	615	937	2,629
-	HML220SB	4.5	10,963	HML220SGB	13,877	2,474	325	Standard	615	937	2,756
-	HML250SB	4.5	12,318	HML250SGB	15,232	2,474	325	Standard	826	1,326	3,336
-	HML330SB	4.5	15,624	HML330SGB	18,538	2,474	325	Standard	826	1,326	3,520
<b>Electric Defrost Models with EC Motors - 208-230/3/60</b>											
-	HME101SB	6	5,560	HME101SGB	8,474	2,474	325	Standard	615	937	1,948
-	HME140SB	6	6,454	HME140SGB	9,368	2,474	325	Standard	615	937	1,948
-	HME190SB	6	9,149	HME190SGB	12,063	2,474	325	Standard	615	937	2,629
-	HME260SB	6	12,023	HME260SGB	14,937	2,474	325	Standard	615	937	2,756
-	HME310SB	6	13,589	HME310SGB	16,503	2,474	325	Standard	826	1,326	3,336
-	HME390SB	6	16,186	HME390SGB	19,100	2,474	325	Standard	826	1,326	3,520
-	HME430SB	6	18,133	HME430SGB	21,047	2,474	325	Standard	826	1,326	4,043
-	HME520SB	6	20,184	HME520SGB	23,098	2,474	325	Standard	826	1,326	4,286
-	HME620SB	6	22,192	HME620SGB	25,106	2,474	325	Standard	1,196	1,837	4,695
-	HML100SB	4.5	5,747	HML100SGB	8,661	2,474	325	Standard	615	937	1,948
-	HML165SB	4.5	8,381	HML165SGB	11,295	2,474	325	Standard	615	937	2,629
-	HML220SB	4.5	10,963	HML220SGB	13,877	2,474	325	Standard	615	937	2,756
-	HML250SB	4.5	12,318	HML250SGB	15,232	2,474	325	Standard	826	1,326	3,336
-	HML330SB	4.5	15,624	HML330SGB	18,538	2,474	325	Standard	826	1,326	3,520
-	HML370SB	4.5	17,522	HML370SGB	20,436	2,474	325	Standard	826	1,326	4,043
-	HML440SB	4.5	19,454	HML440SGB	22,368	2,474	325	Standard	826	1,326	4,286
-	HML530SB	4.5	21,448	HML530SGB	24,362	2,474	325	Standard	1,196	1,837	4,695
<b>Electric Defrost Models with PSC Motors - 208-230/1/60</b>											
HME101BB	HME101SB	6	4,848	HME101SGB	7,762	2,474	325	Standard	615	937	1,948
HME140BB	HME140SB	6	5,742	HME140SGB	8,656	2,474	325	Standard	615	937	1,948
HME190BB	HME190SB	6	7,725	HME190SGB	10,639	2,474	325	Standard	615	937	2,629
HME260BB	HME260SB	6	10,599	HME260SGB	13,513	2,474	325	Standard	615	937	2,756

### Regulations Require EC or VSEC Motors!

#### Federal Energy Independence and Security Act of 2007 (H.R. 6)

Walk-Ins manufactured on or after 01/01/2009 and under 3,000 square feet in area with single phase evaporator fan motors less than 1 HP and less than 460V must be EC motors.

#### California Energy Commission Title 24, Section 126

Effective 01/01/2010, refrigerated warehouses with a total cold storage and frozen storage area exceeding 3,000 square feet with single phase evaporator fan motors less than 1 HP and less than 460V must be variable speed EC motors and controlled in response to space conditions.

#### Notes:

- Fixed Defrost Termination/Fan Delay standard.
- Beacon II™ must be ordered as a system.
- Variable Speed EC (VSEC) motors require a customer supplied 0-10V signal.
- TXV = Expansion Valve; LLSV = Liquid Line Solenoid Valve
- Molded fan guards are standard and wire fan guards optional at no additional cost.
- Low Temp Motors, Stainless Steel Cabinet & Pan, and Copper Fin Coils are available. Contact your Sales Representative or Account Engineer for more information.
- Call Factory to know the pricing of Double Wall Insulated Drain Pan Option.

## Medium Profile

## Electric Defrost Models & Options

### When Do You Choose a Configurable Model?

- Choose when there is not a standard model listed or you want to add factory-installed options.
- When ordering a configurable model, remember to specify the voltage and fan motor type.

Chandler Standard Model	Chandler Config Model	FPI	List Price (\$US)	Chandler IntelliGen™ Config Model	Chandler IntelliGen™ Config. List Price (\$US)	Factory-Installed Options List Price Adders (\$US)					
						Electrical Options		Drain Pan Options	Mechanical Options		Coil Options
						Beacon II	Room TSTAT	Electric	TXV	TXV & LLSV	Bronz-Glow
HME310BB	HME310SB	6	11,453	HME310SGB	14,367	2,474	325	Standard	826	1,326	3,336
HME390BB	HME390SB	6	14,050	HME390SGB	16,964	2,474	325	Standard	826	1,326	3,520
HML100BB	HML100SB	4.5	5,035	HML100SGB	7,949	2,474	325	Standard	615	937	1,948
HML165BB	HML165SB	4.5	6,957	HML165SGB	9,871	2,474	325	Standard	615	937	2,629
HML220BB	HML220SB	4.5	9,539	HML220SGB	12,453	2,474	325	Standard	615	937	2,756
HML250BB	HML250SB	4.5	10,182	HML250SGB	13,096	2,474	325	Standard	826	1,326	3,336
HML330BB	HML330SB	4.5	13,488	HML330SGB	16,402	2,474	325	Standard	826	1,326	3,520
<b>Electric Defrost Models with PSC Motors - 208-230/3/60</b>											
HME101CB	HME101SB	6	4,848	HME101SGB	7,762	2,474	325	Standard	615	937	1,948
HME140CB	HME140SB	6	5,742	HME140SGB	8,656	2,474	325	Standard	615	937	1,948
HME190CB	HME190SB	6	7,725	HME190SGB	10,639	2,474	325	Standard	615	937	2,629
HME260CB	HME260SB	6	10,599	HME260SGB	13,513	2,474	325	Standard	615	937	2,756
HME310CB	HME310SB	6	11,453	HME310SGB	14,367	2,474	325	Standard	826	1,326	3,336
HME390CB	HME390SB	6	14,050	HME390SGB	16,964	2,474	325	Standard	826	1,326	3,520
HME430CB	HME430SB	6	15,285	HME430SGB	18,199	2,474	325	Standard	826	1,326	4,043
HME520CB	HME520SB	6	17,336	HME520SGB	20,250	2,474	325	Standard	826	1,326	4,286
HME620CB	HME620SB	6	18,632	HME620SGB	21,546	2,474	325	Standard	1,196	1,837	4,695
HML100CB	HML100SB	4.5	5,035	HML100SGB	7,949	2,474	325	Standard	615	937	1,948
HML165CB	HML165SB	4.5	6,957	HML165SGB	9,871	2,474	325	Standard	615	937	2,629
HML220CB	HML220SB	4.5	9,539	HML220SGB	12,453	2,474	325	Standard	615	937	2,756
HML250CB	HML250SB	4.5	10,182	HML250SGB	13,096	2,474	325	Standard	826	1,326	3,336
HML330CB	HML330SB	4.5	13,488	HML330SGB	16,402	2,474	325	Standard	826	1,326	3,520
HML370CB	HML370SB	4.5	14,674	HML370SGB	17,588	2,474	325	Standard	826	1,326	4,043
HML440CB	HML440SB	4.5	16,606	HML440SGB	19,520	2,474	325	Standard	826	1,326	4,286
HML530CB	HML530SB	4.5	17,888	HML530SGB	20,802	2,474	325	Standard	1,196	1,837	4,695
<b>Electric Defrost Models with PSC Motors - 460/1/60</b>											
HME101MB	HME101SB	6	5,141	HME101SGB	8,055	2,474	325	Standard	615	937	1,948
HME140MB	HME140SB	6	6,033	HME140SGB	8,947	2,474	325	Standard	615	937	1,948
HME190MB	HME190SB	6	8,300	HME190SGB	11,214	2,474	325	Standard	615	937	2,629
HME260MB	HME260SB	6	11,175	HME260SGB	14,089	2,474	325	Standard	615	937	2,756
HME310MB	HME310SB	6	12,314	HME310SGB	15,228	2,474	325	Standard	826	1,326	3,336
HME390MB	HME390SB	6	14,913	HME390SGB	17,827	2,474	325	Standard	826	1,326	3,520

### Regulations Require EC or VSEC Motors!

#### Federal Energy Independence and Security Act of 2007 (H.R. 6)

Walk-Ins manufactured on or after 01/01/2009 and under 3,000 square feet in area with single phase evaporator fan motors less than 1 HP and less than 460V must be EC motors.

#### California Energy Commission Title 24, Section 126

Effective 01/01/2010, refrigerated warehouses with a total cold storage and frozen storage area exceeding 3,000 square feet with single phase evaporator fan motors less than 1 HP and less than 460V must be variable speed EC motors and controlled in response to space conditions.

#### Notes:

- Fixed Defrost Termination/Fan Delay standard.
- Beacon II™ must be ordered as a system.
- Variable Speed EC (VSEC) motors require a customer supplied 0-10V signal.
- TXV = Expansion Valve; LLSV = Liquid Line Solenoid Valve
- Molded fan guards are standard and wire fan guards optional at no additional cost.
- Low Temp Motors, Stainless Steel Cabinet & Pan, and Copper Fin Coils are available. Contact your Sales Representative or Account Engineer for more information.
- Call Factory to know the pricing of Double Wall Insulated Drain Pan Option.

## Medium Profile

## Electric Defrost Models & Options

### When Do You Choose a Configurable Model?

- Choose when there is not a standard model listed or you want to add factory-installed options.
- When ordering a configurable model, remember to specify the voltage and fan motor type.

Chandler Standard Model	Chandler Config Model	FPI	List Price (\$US)	Chandler IntelliGen™ Config Model	Chandler IntelliGen™ Config. List Price (\$US)	Factory-Installed Options List Price Adders (\$US)					
						Electrical Options		Drain Pan Options	Mechanical Options		Coil Options
						Beacon II	Room TSTAT	Electric	TXV	TXV & LLSV	Bronz-Glow
HME430MB	HME430SB	6	16,436	HME430SGB	19,350	2,474	325	Standard	826	1,326	4,043
HME520MB	HME520SB	6	18,488	HME520SGB	21,402	2,474	325	Standard	826	1,326	4,286
HME620MB	HME620SB	6	20,073	HME620SGB	22,987	2,474	325	Standard	1,196	1,837	4,695
HML100MB	HML100SB	4.5	5,321	HML100SGB	8,235	2,474	325	Standard	615	937	1,948
HML165MB	HML165SB	4.5	7,533	HML165SGB	10,447	2,474	325	Standard	615	937	2,629
HML220MB	HML220SB	4.5	10,118	HML220SGB	13,032	2,474	325	Standard	615	937	2,756
HML250MB	HML250SB	4.5	10,754	HML250SGB	13,668	2,474	325	Standard	826	1,326	3,336
HML330MB	HML330SB	4.5	14,353	HML330SGB	17,267	2,474	325	Standard	826	1,326	3,520
HML370MB	HML370SB	4.5	15,823	HML370SGB	18,737	2,474	325	Standard	826	1,326	4,043
HML440MB	HML440SB	4.5	17,752	HML440SGB	20,666	2,474	325	Standard	826	1,326	4,286
HML530MB	HML530SB	4.5	19,326	HML530SGB	22,240	2,474	325	Standard	1,196	1,837	4,695
<b>Electric Defrost Models with PSC Motors - 460/3/60</b>											
HME101DB	HME101SB	6	5,141	HME101SGB	8,055	2,474	325	Standard	615	937	1,948
HME140DB	HME140SB	6	6,033	HME140SGB	8,947	2,474	325	Standard	615	937	1,948
HME190DB	HME190SB	6	8,300	HME190SGB	11,214	2,474	325	Standard	615	937	2,629
HME260DB	HME260SB	6	11,175	HME260SGB	14,089	2,474	325	Standard	615	937	2,756
HME310DB	HME310SB	6	12,314	HME310SGB	15,228	2,474	325	Standard	826	1,326	3,336
HME390DB	HME390SB	6	14,913	HME390SGB	17,827	2,474	325	Standard	826	1,326	3,520
HME430DB	HME430SB	6	16,436	HME430SGB	19,350	2,474	325	Standard	826	1,326	4,043
HME520DB	HME520SB	6	18,488	HME520SGB	21,402	2,474	325	Standard	826	1,326	4,286
HME620DB	HME620SB	6	20,073	HME620SGB	22,987	2,474	325	Standard	1,196	1,837	4,695
HML100DB	HML100SB	4.5	5,321	HML100SGB	8,235	2,474	325	Standard	615	937	1,948
HML165DB	HML165SB	4.5	7,533	HML165SGB	10,447	2,474	325	Standard	615	937	2,629
HML220DB	HML220SB	4.5	10,118	HML220SGB	13,032	2,474	325	Standard	615	937	2,756
HML250DB	HML250SB	4.5	10,754	HML250SGB	13,668	2,474	325	Standard	826	1,326	3,336
HML330DB	HML330SB	4.5	14,353	HML330SGB	17,267	2,474	325	Standard	826	1,326	3,520
HML370DB	HML370SB	4.5	15,823	HML370SGB	18,737	2,474	325	Standard	826	1,326	4,043
HML440DB	HML440SB	4.5	17,752	HML440SGB	20,666	2,474	325	Standard	826	1,326	4,286
HML530DB	HML530SB	4.5	19,326	HML530SGB	22,240	2,474	325	Standard	1,196	1,837	4,695
<b>Electric Defrost Models with Totally-Enclosed PSC Motors - 208-230/1/60</b>											
-	HME101SB	6	5,120	HME101SGB	8,034	2,474	325	Standard	615	937	1,948
-	HME140SB	6	6,014	HME140SGB	8,928	2,474	325	Standard	615	937	1,948

### Regulations Require EC or VSEC Motors!

#### Federal Energy Independence and Security Act of 2007 (H.R. 6)

Walk-Ins manufactured on or after 01/01/2009 and under 3,000 square feet in area with single phase evaporator fan motors less than 1 HP and less than 460V must be EC motors.

#### California Energy Commission Title 24, Section 126

Effective 01/01/2010, refrigerated warehouses with a total cold storage and frozen storage area exceeding 3,000 square feet with single phase evaporator fan motors less than 1 HP and less than 460V must be variable speed EC motors and controlled in response to space conditions.

#### Notes:

- Fixed Defrost Termination/Fan Delay standard.
- Beacon II™ must be ordered as a system.
- Variable Speed EC (VSEC) motors require a customer supplied 0-10V signal.
- TXV = Expansion Valve; LLSV = Liquid Line Solenoid Valve
- Molded fan guards are standard and wire fan guards optional at no additional cost.
- Low Temp Motors, Stainless Steel Cabinet & Pan, and Copper Fin Coils are available. Contact your Sales Representative or Account Engineer for more information.
- Call Factory to know the pricing of Double Wall Insulated Drain Pan Option.

## Medium Profile

## Electric Defrost Models & Options

### When Do You Choose a Configurable Model?

- Choose when there is not a standard model listed or you want to add factory-installed options.
- When ordering a configurable model, remember to specify the voltage and fan motor type.

Chandler Standard Model	Chandler Config Model	FPI	List Price (\$US)	Chandler IntelliGen™ Config Model	Chandler IntelliGen™ Config. List Price (\$US)	Factory-Installed Options List Price Adders (\$US)					
						Electrical Options		Drain Pan Options	Mechanical Options		Coil Options
						Beacon II	Room TSTAT	Electric	TXV	TXV & LLSV	Bronz-Glow
-	HME190SB	6	8,269	HME190SGB	11,183	2,474	325	Standard	615	937	2,629
-	HME260SB	6	11,143	HME260SGB	14,057	2,474	325	Standard	615	937	2,756
-	HME310SB	6	12,269	HME310SGB	15,183	2,474	325	Standard	826	1,326	3,336
-	HME390SB	6	14,866	HME390SGB	17,780	2,474	325	Standard	826	1,326	3,520
-	HML100SB	4.5	5,307	HML100SGB	8,221	2,474	325	Standard	615	937	1,948
-	HML165SB	4.5	7,501	HML165SGB	10,415	2,474	325	Standard	615	937	2,629
-	HML220SB	4.5	10,083	HML220SGB	12,997	2,474	325	Standard	615	937	2,756
-	HML250SB	4.5	10,998	HML250SGB	13,912	2,474	325	Standard	826	1,326	3,336
-	HML330SB	4.5	14,304	HML330SGB	17,218	2,474	325	Standard	826	1,326	3,520
<b>Electric Defrost Models with Totally-Enclosed PSC Motors - 208-230/3/60</b>											
-	HME101SB	6	5,120	HME101SGB	8,034	2,474	325	Standard	615	937	1,948
-	HME140SB	6	6,014	HME140SGB	8,928	2,474	325	Standard	615	937	1,948
-	HME190SB	6	8,269	HME190SGB	11,183	2,474	325	Standard	615	937	2,629
-	HME260SB	6	11,143	HME260SGB	14,057	2,474	325	Standard	615	937	2,756
-	HME310SB	6	12,269	HME310SGB	15,183	2,474	325	Standard	826	1,326	3,336
-	HME390SB	6	14,866	HME390SGB	17,780	2,474	325	Standard	826	1,326	3,520
-	HME430SB	6	16,373	HME430SGB	19,287	2,474	325	Standard	826	1,326	4,043
-	HME520SB	6	18,424	HME520SGB	21,338	2,474	325	Standard	826	1,326	4,286
-	HME620SB	6	19,992	HME620SGB	22,906	2,474	325	Standard	1,196	1,837	4,695
-	HML100SB	4.5	5,307	HML100SGB	8,221	2,474	325	Standard	615	937	1,948
-	HML165SB	4.5	7,501	HML165SGB	10,415	2,474	325	Standard	615	937	2,629
-	HML220SB	4.5	10,083	HML220SGB	12,997	2,474	325	Standard	615	937	2,756
-	HML250SB	4.5	10,998	HML250SGB	13,912	2,474	325	Standard	826	1,326	3,336
-	HML330SB	4.5	14,304	HML330SGB	17,218	2,474	325	Standard	826	1,326	3,520
-	HML370SB	4.5	15,762	HML370SGB	18,676	2,474	325	Standard	826	1,326	4,043
-	HML440SB	4.5	17,694	HML440SGB	20,608	2,474	325	Standard	826	1,326	4,286
-	HML530SB	4.5	19,248	HML530SGB	22,162	2,474	325	Standard	1,196	1,837	4,695
<b>Electric Defrost Models with Totally-Enclosed PSC Motors - 460/1/60</b>											
-	HME101SB	6	5,413	HME101SGB	8,327	2,474	325	Standard	615	937	1,948
-	HME140SB	6	6,305	HME140SGB	9,219	2,474	325	Standard	615	937	1,948
-	HME190SB	6	8,844	HME190SGB	11,758	2,474	325	Standard	615	937	2,629
-	HME260SB	6	11,719	HME260SGB	14,633	2,474	325	Standard	615	937	2,756

### Regulations Require EC or VSEC Motors!

#### Federal Energy Independence and Security Act of 2007 (H.R. 6)

Walk-Ins manufactured on or after 01/01/2009 and under 3,000 square feet in area with single phase evaporator fan motors less than 1 HP and less than 460V must be EC motors.

#### California Energy Commission Title 24, Section 126

Effective 01/01/2010, refrigerated warehouses with a total cold storage and frozen storage area exceeding 3,000 square feet with single phase evaporator fan motors less than 1 HP and less than 460V must be variable speed EC motors and controlled in response to space conditions.

#### Notes:

- Fixed Defrost Termination/Fan Delay standard.
- Beacon II™ must be ordered as a system.
- Variable Speed EC (VSEC) motors require a customer supplied 0-10V signal.
- TXV = Expansion Valve; LLSV = Liquid Line Solenoid Valve
- Molded fan guards are standard and wire fan guards optional at no additional cost.
- Low Temp Motors, Stainless Steel Cabinet & Pan, and Copper Fin Coils are available. Contact your Sales Representative or Account Engineer for more information.
- Call Factory to know the pricing of Double Wall Insulated Drain Pan Option.

## Medium Profile

## Electric Defrost Models & Options

### When Do You Choose a Configurable Model?

- Choose when there is not a standard model listed or you want to add factory-installed options.
- When ordering a configurable model, remember to specify the voltage and fan motor type.

Chandler Standard Model	Chandler Config Model	FPI	List Price (\$US)	Chandler IntelliGen™ Config Model	Chandler IntelliGen™ Config. List Price (\$US)	Factory-Installed Options List Price Adders (\$US)					
						Electrical Options		Drain Pan Options	Mechanical Options		Coil Options
						Beacon II	Room TSTAT	Electric	TXV	TXV & LLSV	Bronz-Glow
-	HME310SB	6	13,130	HME310SGB	16,044	2,474	325	Standard	826	1,326	3,336
-	HME390SB	6	15,729	HME390SGB	18,643	2,474	325	Standard	826	1,326	3,520
-	HME430SB	6	17,524	HME430SGB	20,438	2,474	325	Standard	826	1,326	4,043
-	HME520SB	6	19,576	HME520SGB	22,490	2,474	325	Standard	826	1,326	4,286
-	HME620SB	6	21,433	HME620SGB	24,347	2,474	325	Standard	1,196	1,837	4,695
-	HML100SB	4.5	5,593	HML100SGB	8,507	2,474	325	Standard	615	937	1,948
-	HML165SB	4.5	8,077	HML165SGB	10,991	2,474	325	Standard	615	937	2,629
-	HML220SB	4.5	10,662	HML220SGB	13,576	2,474	325	Standard	615	937	2,756
-	HML250SB	4.5	11,570	HML250SGB	14,484	2,474	325	Standard	826	1,326	3,336
-	HML330SB	4.5	15,169	HML330SGB	18,083	2,474	325	Standard	826	1,326	3,520
-	HML370SB	4.5	16,911	HML370SGB	19,825	2,474	325	Standard	826	1,326	4,043
-	HML440SB	4.5	18,840	HML440SGB	21,754	2,474	325	Standard	826	1,326	4,286
-	HML530SB	4.5	20,686	HML530SGB	23,600	2,474	325	Standard	1,196	1,837	4,695
<b>Electric Defrost Models with Totally-Enclosed PSC Motors - 460/3/60</b>											
-	HME101SB	6	5,413	HME101SGB	8,327	2,474	325	Standard	615	937	1,948
-	HME140SB	6	6,305	HME140SGB	9,219	2,474	325	Standard	615	937	1,948
-	HME190SB	6	8,844	HME190SGB	11,758	2,474	325	Standard	615	937	2,629
-	HME260SB	6	11,719	HME260SGB	14,633	2,474	325	Standard	615	937	2,756
-	HME310SB	6	13,130	HME310SGB	16,044	2,474	325	Standard	826	1,326	3,336
-	HME390SB	6	15,729	HME390SGB	18,643	2,474	325	Standard	826	1,326	3,520
-	HME430SB	6	17,524	HME430SGB	20,438	2,474	325	Standard	826	1,326	4,043
-	HME520SB	6	19,576	HME520SGB	22,490	2,474	325	Standard	826	1,326	4,286
-	HME620SB	6	21,433	HME620SGB	24,347	2,474	325	Standard	1,196	1,837	4,695
-	HML100SB	4.5	5,593	HML100SGB	8,507	2,474	325	Standard	615	937	1,948
-	HML165SB	4.5	8,077	HML165SGB	10,991	2,474	325	Standard	615	937	2,629
-	HML220SB	4.5	10,662	HML220SGB	13,576	2,474	325	Standard	615	937	2,756
-	HML250SB	4.5	11,570	HML250SGB	14,484	2,474	325	Standard	826	1,326	3,336
-	HML330SB	4.5	15,169	HML330SGB	18,083	2,474	325	Standard	826	1,326	3,520
-	HML370SB	4.5	16,911	HML370SGB	19,825	2,474	325	Standard	826	1,326	4,043
-	HML440SB	4.5	18,840	HML440SGB	21,754	2,474	325	Standard	826	1,326	4,286
-	HML530SB	4.5	20,686	HML530SGB	23,600	2,474	325	Standard	1,196	1,837	4,695

### Regulations Require EC or VSEC Motors!

#### Federal Energy Independence and Security Act of 2007 (H.R. 6)

Walk-Ins manufactured on or after 01/01/2009 and under 3,000 square feet in area with single phase evaporator fan motors less than 1 HP and less than 460V must be EC motors.

#### California Energy Commission Title 24, Section 126

Effective 01/01/2010, refrigerated warehouses with a total cold storage and frozen storage area exceeding 3,000 square feet with single phase evaporator fan motors less than 1 HP and less than 460V must be variable speed EC motors and controlled in response to space conditions.

#### Notes:

- Fixed Defrost Termination/Fan Delay standard.
- Beacon II™ must be ordered as a system.
- Variable Speed EC (VSEC) motors require a customer supplied 0-10V signal.
- TXV = Expansion Valve; LLSV = Liquid Line Solenoid Valve
- Molded fan guards are standard and wire fan guards optional at no additional cost.
- Low Temp Motors, Stainless Steel Cabinet & Pan, and Copper Fin Coils are available. Contact your Sales Representative or Account Engineer for more information.
- Call Factory to know the pricing of Double Wall Insulated Drain Pan Option.



## Medium Profile

## Hot Gas Defrost Models & Options

### When Do You Choose a Configurable Model?

- Choose when there is not a standard model listed or you want to add factory-installed options.
- When ordering a configurable model, remember to specify the voltage and fan motor type.

Chandler Standard Model	Chandler Config Model	FPI	List Price (\$US)	Factory-Installed Options List Price Adders (\$US)				
				Drain Pan Options			Mechanical Options	Coil Options
				Electric	Hot Gas Loop	Double Wall Insulated	TXV	Bronz-Glow or ElectroFin
Hot Gas Defrost Models with VSEC Motors - 115/1/60								
-	HMG190SA	6	9,096	Standard	735	Call Factory	615	2,477
-	HMG260SA	6	11,735	Standard	735	Call Factory	615	2,629
-	HMG310SA	6	13,512	Standard	883	Call Factory	826	3,116
-	HMG390SA	6	15,966	Standard	883	Call Factory	826	3,336
-	HMG430SA	6	18,032	Standard	1,029	Call Factory	1,196	3,755
-	HMG520SA	6	19,964	Standard	1,029	Call Factory	1,196	4,043
-	HMF165SA	4.5	8,874	Standard	735	Call Factory	615	2,477
-	HMF220SA	4.5	11,504	Standard	735	Call Factory	615	2,629
-	HMF250SA	4.5	13,189	Standard	883	Call Factory	826	3,116
-	HMF330SA	4.5	15,498	Standard	883	Call Factory	826	3,336
-	HMF370SA	4.5	17,524	Standard	1,029	Call Factory	1,196	3,755
-	HMF440SA	4.5	19,392	Standard	1,029	Call Factory	1,196	4,043
Hot Gas Defrost Models with VSEC Motors - 208-230/1/60								
-	HMG190SA	6	9,240	Standard	735	Call Factory	615	2,477
-	HMG260SA	6	11,951	Standard	735	Call Factory	615	2,629
-	HMG310SA	6	13,726	Standard	883	Call Factory	826	3,116
-	HMG390SA	6	16,181	Standard	883	Call Factory	826	3,336
-	HMG430SA	6	18,320	Standard	1,029	Call Factory	1,196	3,755
-	HMG520SA	6	20,251	Standard	1,029	Call Factory	1,196	4,043
-	HMF165SA	4.5	9,018	Standard	735	Call Factory	615	2,477
-	HMF220SA	4.5	11,650	Standard	735	Call Factory	615	2,629
-	HMF250SA	4.5	13,400	Standard	883	Call Factory	826	3,116
-	HMF330SA	4.5	15,715	Standard	883	Call Factory	826	3,336
-	HMF370SA	4.5	17,815	Standard	1,029	Call Factory	1,196	3,755
-	HMF440SA	4.5	19,684	Standard	1,029	Call Factory	1,196	4,043
Hot Gas Defrost Models with EC Motors - 115/1/60								
-	HMG190SA	6	8,572	Standard	735	Call Factory	615	2,477
-	HMG260SA	6	11,211	Standard	735	Call Factory	615	2,629

### Regulations Require EC or VSEC Motors!

#### Federal Energy Independence and Security Act of 2007 (H.R. 6)

Walk-Ins manufactured on or after 01/01/2009 and under 3,000 square feet in area with single phase evaporator fan motors less than 1 HP and less than 460V must be EC motors.

#### California Energy Commission Title 24, Section 126

Effective 01/01/2010, refrigerated warehouses with a total cold storage and frozen storage area exceeding 3,000 square feet with single phase evaporator fan motors less than 1 HP and less than 460V must be variable speed EC motors and controlled in response to space conditions.

#### Notes:

- Adjustable Defrost Term/Fan Relay standard.
- Variable Speed EC (VSEC) motors require a customer supplied 0-10V signal.
- TXV = Expansion Valve
- Molded fan guards are standard and wire fan guards optional at no additional cost.
- When using hot gas defrost units on 0°F degree applications and below, an insulated drain pan is required for models with hot gas drain pans.
- Low Temp Motors, Stainless Steel Cabinet & Pan, and Copper Fin Coils are available. Contact your Sales Representative or Account Engineer for more information.
- Must specify which coating at time of order entry.

## Medium Profile

## Hot Gas Defrost Models & Options

### When Do You Choose a Configurable Model?

- Choose when there is not a standard model listed or you want to add factory-installed options.
- When ordering a configurable model, remember to specify the voltage and fan motor type.

Chandler Standard Model	Chandler Config Model	FPI	List Price (\$US)	Factory-Installed Options List Price Adders (\$US)				
				Drain Pan Options			Mechanical Options	Coil Options
				Electric	Hot Gas Loop	Double Wall Insulated	TXV	Bronz-Glow or ElectroFin
-	HMG310SA	6	12,726	Standard	883	Call Factory	826	3,116
-	HMG390SA	6	15,180	Standard	883	Call Factory	826	3,336
-	HMG430SA	6	16,984	Standard	1,029	Call Factory	1,196	3,755
-	HMG520SA	6	18,916	Standard	1,029	Call Factory	1,196	4,043
-	HMF165SA	4.5	8,350	Standard	735	Call Factory	615	2,477
-	HMF220SA	4.5	10,980	Standard	735	Call Factory	615	2,629
-	HMF250SA	4.5	12,403	Standard	883	Call Factory	826	3,116
-	HMF330SA	4.5	14,712	Standard	883	Call Factory	826	3,336
-	HMF370SA	4.5	16,476	Standard	1,029	Call Factory	1,196	3,755
-	HMF440SA	4.5	18,344	Standard	1,029	Call Factory	1,196	4,043
<b>Hot Gas Defrost Models with EC Motors - 208-230/1/60</b>								
-	HMG190SA	6	8,716	Standard	735	Call Factory	615	2,477
-	HMG260SA	6	11,427	Standard	735	Call Factory	615	2,629
-	HMG310SA	6	12,940	Standard	883	Call Factory	826	3,116
-	HMG390SA	6	15,395	Standard	883	Call Factory	826	3,336
-	HMG430SA	6	17,272	Standard	1,029	Call Factory	1,196	3,755
-	HMG520SA	6	19,203	Standard	1,029	Call Factory	1,196	4,043
-	HMF165SA	4.5	8,494	Standard	735	Call Factory	615	2,477
-	HMF220SA	4.5	11,126	Standard	735	Call Factory	615	2,629
-	HMF250SA	4.5	12,614	Standard	883	Call Factory	826	3,116
-	HMF330SA	4.5	14,929	Standard	883	Call Factory	826	3,336
-	HMF370SA	4.5	16,767	Standard	1,029	Call Factory	1,196	3,755
-	HMF440SA	4.5	18,636	Standard	1,029	Call Factory	1,196	4,043
<b>Hot Gas Defrost Models with PSC Motors - 115/1/60</b>								
HMG190AA	HMG190SA	6	7,148	Standard	735	Call Factory	615	2,477
HMG260AA	HMG260SA	6	9,787	Standard	735	Call Factory	615	2,629
HMG310AA	HMG310SA	6	10,590	Standard	883	Call Factory	826	3,116
HMG390AA	HMG390SA	6	13,044	Standard	883	Call Factory	826	3,336
HMG430AA	HMG430SA	6	14,136	Standard	1,029	Call Factory	1,196	3,755

### Regulations Require EC or VSEC Motors!

#### Federal Energy Independence and Security Act of 2007 (H.R. 6)

Walk-Ins manufactured on or after 01/01/2009 and under 3,000 square feet in area with single phase evaporator fan motors less than 1 HP and less than 460V must be EC motors.

#### California Energy Commission Title 24, Section 126

Effective 01/01/2010, refrigerated warehouses with a total cold storage and frozen storage area exceeding 3,000 square feet with single phase evaporator fan motors less than 1 HP and less than 460V must be variable speed EC motors and controlled in response to space conditions.

#### Notes:

- Adjustable Defrost Term/Fan Delay standard.
- Variable Speed EC (VSEC) motors require a customer supplied 0-10V signal.
- TXV = Expansion Valve
- Molded fan guards are standard and wire fan guards optional at no additional cost.
- When using hot gas defrost units on 0°F degree applications and below, an insulated drain pan is required for models with hot gas drain pans.
- Low Temp Motors, Stainless Steel Cabinet & Pan, and Copper Fin Coils are available. Contact your Sales Representative or Account Engineer for more information.
- Must specify which coating at time of order entry.

## Medium Profile

## Hot Gas Defrost Models & Options

### When Do You Choose a Configurable Model?

- Choose when there is not a standard model listed or you want to add factory-installed options.
- When ordering a configurable model, remember to specify the voltage and fan motor type.

Chandler Standard Model	Chandler Config Model	FPI	List Price (\$US)	Factory-Installed Options List Price Adders (\$US)				
				Drain Pan Options			Mechanical Options	Coil Options
				Electric	Hot Gas Loop	Double Wall Insulated	TXV	Bronz-Glow or ElectroFin
HMG520AA	HMG520SA	6	16,068	Standard	1,029	Call Factory	1,196	4,043
HMF165AA	HMF165SA	4.5	6,926	Standard	735	Call Factory	615	2,477
HMF220AA	HMF220SA	4.5	9,556	Standard	735	Call Factory	615	2,629
HMF250AA	HMF250SA	4.5	10,267	Standard	883	Call Factory	826	3,116
HMF330AA	HMF330SA	4.5	12,576	Standard	883	Call Factory	826	3,336
HMF370AA	HMF370SA	4.5	13,628	Standard	1,029	Call Factory	1,196	3,755
HMF440AA	HMF440SA	4.5	15,496	Standard	1,029	Call Factory	1,196	4,043
<b>Hot Gas Defrost Models with PSC Motors - 208-230/1/60</b>								
HMG190BA	HMG190SA	6	7,292	Standard	735	Call Factory	615	2,477
HMG260BA	HMG260SA	6	10,003	Standard	735	Call Factory	615	2,629
HMG310BA	HMG310SA	6	10,804	Standard	883	Call Factory	826	3,116
HMG390BA	HMG390SA	6	13,259	Standard	883	Call Factory	826	3,336
HMG430BA	HMG430SA	6	14,424	Standard	1,029	Call Factory	1,196	3,755
HMG520BA	HMG520SA	6	16,355	Standard	1,029	Call Factory	1,196	4,043
HMF165BA	HMF165SA	4.5	7,070	Standard	735	Call Factory	615	2,477
HMF220BA	HMF220SA	4.5	9,702	Standard	735	Call Factory	615	2,629
HMF250BA	HMF250SA	4.5	10,478	Standard	883	Call Factory	826	3,116
HMF330BA	HMF330SA	4.5	12,793	Standard	883	Call Factory	826	3,336
HMF370BA	HMF370SA	4.5	13,919	Standard	1,029	Call Factory	1,196	3,755
HMF440BA	HMF440SA	4.5	15,788	Standard	1,029	Call Factory	1,196	4,043
<b>Hot Gas Defrost Models with PSC Motors - 460/1/60</b>								
HMG190MA	HMG190SA	6	7,878	Standard	735	Call Factory	615	2,477
HMG260MA	HMG260SA	6	10,589	Standard	735	Call Factory	615	2,629
HMG310MA	HMG310SA	6	11,687	Standard	883	Call Factory	826	3,116
HMG390MA	HMG390SA	6	14,157	Standard	883	Call Factory	826	3,336
HMG430MA	HMG430SA	6	15,593	Standard	1,029	Call Factory	1,196	3,755
HMG520MA	HMG520SA	6	17,530	Standard	1,029	Call Factory	1,196	4,043
HMF165MA	HMF165SA	4.5	7,653	Standard	735	Call Factory	615	2,477
HMF220MA	HMF220SA	4.5	10,289	Standard	735	Call Factory	615	2,629
HMF250MA	HMF250SA	4.5	11,362	Standard	883	Call Factory	826	3,116

### Regulations Require EC or VSEC Motors!

#### Federal Energy Independence and Security Act of 2007 (H.R. 6)

Walk-Ins manufactured on or after 01/01/2009 and under 3,000 square feet in area with single phase evaporator fan motors less than 1 HP and less than 460V must be EC motors.

#### California Energy Commission Title 24, Section 126

Effective 01/01/2010, refrigerated warehouses with a total cold storage and frozen storage area exceeding 3,000 square feet with single phase evaporator fan motors less than 1 HP and less than 460V must be variable speed EC motors and controlled in response to space conditions.

#### Notes:

- Adjustable Defrost Term/Fan Delay standard.
- Variable Speed EC (VSEC) motors require a customer supplied 0-10V signal.
- TXV = Expansion Valve
- Molded fan guards are standard and wire fan guards optional at no additional cost.
- When using hot gas defrost units on 0°F degree applications and below, an insulated drain pan is required for models with hot gas drain pans.
- Low Temp Motors, Stainless Steel Cabinet & Pan, and Copper Fin Coils are available. Contact your Sales Representative or Account Engineer for more information.
- Must specify which coating at time of order entry.



## Medium Profile

## Hot Gas Defrost Models & Options

### When Do You Choose a Configurable Model?

- Choose when there is not a standard model listed or you want to add factory-installed options.
- When ordering a configurable model, remember to specify the voltage and fan motor type.

Chandler Standard Model	Chandler Config Model	FPI	List Price (\$US)	Factory-Installed Options List Price Adders (\$US)				
				Drain Pan Options			Mechanical Options	Coil Options
				Electric	Hot Gas Loop	Double Wall Insulated	TXV	Bronz-Glow or ElectroFin
HMF330MA	HMF330SA	4.5	13,694	Standard	883	Call Factory	826	3,336
HMF370MA	HMF370SA	4.5	15,088	Standard	1,029	Call Factory	1,196	3,755
HMF440MA	HMF440SA	4.5	16,957	Standard	1,029	Call Factory	1,196	4,043
<b>Hot Gas Defrost Models with Totally-Enclosed PSC Motors - 208-230/1/60</b>								
-	HMG190SA	6	7,836	Standard	735	Call Factory	615	2,477
-	HMG260SA	6	10,547	Standard	735	Call Factory	615	2,629
-	HMG310SA	6	11,620	Standard	883	Call Factory	826	3,116
-	HMG390SA	6	14,075	Standard	883	Call Factory	826	3,336
-	HMG430SA	6	15,512	Standard	1,029	Call Factory	1,196	3,755
-	HMG520SA	6	17,443	Standard	1,029	Call Factory	1,196	4,043
-	HMF165SA	4.5	7,614	Standard	735	Call Factory	615	2,477
-	HMF220SA	4.5	10,246	Standard	735	Call Factory	615	2,629
-	HMF250SA	4.5	11,294	Standard	883	Call Factory	826	3,116
-	HMF330SA	4.5	13,609	Standard	883	Call Factory	826	3,336
-	HMF370SA	4.5	15,007	Standard	1,029	Call Factory	1,196	3,755
-	HMF440SA	4.5	16,876	Standard	1,029	Call Factory	1,196	4,043
<b>Hot Gas Defrost Models with Totally-Enclosed PSC Motors - 460/1/60</b>								
-	HMG190SA	6	8,422	Standard	735	Call Factory	615	2,477
-	HMG260SA	6	11,133	Standard	735	Call Factory	615	2,629
-	HMG310SA	6	12,503	Standard	883	Call Factory	826	3,116
-	HMG390SA	6	14,973	Standard	883	Call Factory	826	3,336
-	HMG430SA	6	16,681	Standard	1,029	Call Factory	1,196	3,755
-	HMG520SA	6	18,618	Standard	1,029	Call Factory	1,196	4,043
-	HMF165SA	4.5	8,197	Standard	735	Call Factory	615	2,477
-	HMF220SA	4.5	10,833	Standard	735	Call Factory	615	2,629
-	HMF250SA	4.5	12,178	Standard	883	Call Factory	826	3,116
-	HMF330SA	4.5	14,510	Standard	883	Call Factory	826	3,336
-	HMF370SA	4.5	16,176	Standard	1,029	Call Factory	1,196	3,755
-	HMF440SA	4.5	18,045	Standard	1,029	Call Factory	1,196	4,043

### Regulations Require EC or VSEC Motors!

#### Federal Energy Independence and Security Act of 2007 (H.R. 6)

Walk-Ins manufactured on or after 01/01/2009 and under 3,000 square feet in area with single phase evaporator fan motors less than 1 HP and less than 460V must be EC motors.

#### California Energy Commission Title 24, Section 126

Effective 01/01/2010, refrigerated warehouses with a total cold storage and frozen storage area exceeding 3,000 square feet with single phase evaporator fan motors less than 1 HP and less than 460V must be variable speed EC motors and controlled in response to space conditions.

#### Notes:

- Adjustable Defrost Term/Fan Delay standard.
- Variable Speed EC (VSEC) motors require a customer supplied 0-10V signal.
- TXV = Expansion Valve
- Molded fan guards are standard and wire fan guards optional at no additional cost.
- When using hot gas defrost units on 0°F degree applications and below, an insulated drain pan is required for models with hot gas drain pans.
- Low Temp Motors, Stainless Steel Cabinet & Pan, and Copper Fin Coils are available. Contact your Sales Representative or Account Engineer for more information.
- Must specify which coating at time of order entry.

### Medium Profile

### Hot Gas Reverse Cycle Kits

#### Need a Hot Gas Reverse Cycle Kit?

Need help? Please contact your local Sales Representative or Account Engineer for assistance.

#### Kits for Models with Standard Electric Pan

Hot Gas Models Used On		Factory-Installed		Shipped-Loose	
HMG	HMF	Option Code	List Price Adder (\$US)	Part Number	List Price (\$US)
190 - 260	165 - 220	RCK.EP-1	2,747	89867601	412
310 - 520	250 - 440	RCK.EP-2	3,038	89867602	607

##### Notes:

- Factory-installed kits include expansion valve and TXV bypass check valve assembly. Specify valve model style, refrigerant, and SST on order.
- Shipped-loose kits include one check valve and piping for TXV bypass around expansion valve. Kit does not include expansion valve.

#### Kits for Models with Optional Hot Gas Pan

Hot Gas Models Used On		Factory-Installed		Shipped-Loose	
HMG	HMF	Option Code	List Price Adder (\$US)	Part Number	List Price (\$US)
190	165	RCK.HGP-1	3,586	89869403 + 89867601	1,044
260	220	RCK.HGP-2	4,222	89869402 + 89867601	1,283
310 - 390	250 - 330	RCK.HGP-3	4,514	89869402 + 89867602	1,464
430 - 520	370 - 440	RCK.HGP-4	4,681	89869401 + 89867602	1,564

##### Notes:

- Factory installed kits included expansion valve, TXV Bypass check valve assembly, suction check valve assembly, and drain pan check valve assembly. Kit does not include hot gas pan price. Specify valve model style, refrigerant, and SST on order.
- Shipped-loose kits include one check valve and piping for TXV bypass around expansion valve, one check valve and piping for drain pan assembly and one check valve and piping for suction assembly. Kit does not include Hot gas pan pricing. Kit does not include expansion valve.

#### Hot Gas 3-Pipe Kits Available.

Contact your local sales representative or Account Engineer for more information.

## Medium Profile

## Shipped-Loose Accessories

A wide range of shipped-loose accessories are available to order. Can't Find Something or need help selecting the appropriate accessory for your unit? Please contact your local Sales Representative or Account Engineer for assistance

Part Number	Description	List Price (\$US)	Notes
<b>Room Thermostats</b>			
2891040	Room Thermostat	309	-
28963301	Electronic Room Thermostat	502	-
<b>Air Sock Collars</b>			
89865801	Collar for Air Sock (18" fan)	254	Must be used with wire fan guards. Must order 1 per fan.
<b>Defrost Controls</b>			
4267W	Adjustable Defrost Control/Fan Delay Switch	289	-
21340101	Electric Defrost Timer (60 Hz)	362	-
5505-R	30-Amp Contactor	387	Use as fan or heater contactor
5738-N	50-Amp Contactor	440	Use Interlink part 2252340
<b>Check Valves</b>			
5890C	7/8" Suction Line Check Valve	217	-
5889C	1 1/8" Suction Line Check Valve	423	-
2933022	1 3/8" Suction Line Check Valve	874	-
5731F	1 5/8" Suction Line Check Valve	881	-
<b>Drain Line Heaters</b>			
5508Q	6 ft. Drain Line Heater (208-230V, 42 Watts)	157	-
5594P	12 ft. Drain Line Heater (208-230V, 84 Watts)	171	-
5595P	18 ft. Drain Line Heater (208-230V, 126 Watts)	203	-
5596P	36 ft. Drain Line Heater (208-230V, 252 Watts)	311	-
5597P	60 ft. Drain Line Heater (208-230V, 420 Watts)	573	-
<b>Heat Exchangers</b>			
24200005	Heat Exchanger used on 130 Air Defrost Model and 100 - 140 Electric Defrost Models	282	3/8" Liquid Connection OD, 7/8" Suction Connection OD, 14" Length, 2lbs Approx. Ship Wt.
24200007	Heat Exchanger used on 155 - 300 Air Defrost Models and 165 - 190 Electric & Hot Gas Defrost Models	329	1/2" Liquid Connection OD, 1 1/8" Suction Connection OD, 14" Length, 2lbs Approx. Ship Wt.
24200008	Heat Exchanger used on 365 - 450 Air Defrost Models, 260 - 390 (6 FPI) Electric & Hot Gas Defrost Models, and 220 - 330 (4 FPI) Electric & Hot Gas Defrost Models	552	5/8" Liquid Connection OD, 1 3/8" Suction Connection OD, 14" Length, 3lbs Approx. Ship Wt.
24200009	Heat Exchanger used on 510 - 710 Air Defrost Models and 370 - 620 Electric & Hot Gas Defrost Models	605	7/8" Liquid Connection OD, 1 5/8" Suction Connection OD, 16" Length, 4lbs Approx. Ship Wt.

## Expansion Valves (TXV)

When placing order, please specify refrigerant type, saturated suction temperature (SST), liquid temperature, and room temperature.

Part Number	List Price (\$US)	Capacity Range (BTUH)
TXV024	359	24,000 BTUH and under
TXV036	359	24,000 BTUH to 36,000 BTUH
TXV060	583	36,000 BTUH to 60,000 BTUH
TXV120	738	60,000 BTUH to 120,000 BTUH
TXV360	930	120,000 BTUH to 360,000 BTUH

## Liquid-line Solenoid Valves (LLSV)

Part Number	List Price (\$US)	Size	Capacity Range (R-404A)	
			Medium Temperature Application (BTUH)	Low Temperature Application (BTUH)
29318013	371	3/8	12,000 BTUH and under	11,000 BTUH and under
4502Z	371	3/8	12,000 BTUH to 24,000 BTUH	11,000 BTUH to 21,000 BTUH
29318011	371	3/8	24,000 BTUH to 44,000 BTUH	21,000 BTUH to 38,000 BTUH
29318012	371	1/2	36,000 BTUH to 51,000 BTUH	31,000 BTUH to 44,000 BTUH
5766Y	371	1/2	51,000 BTUH to 72,000 BTUH	44,000 BTUH to 62,000 BTUH
5768Y	492	5/8	72,000 BTUH to 144,000 BTUH	62,000 BTUH to 120,000 BTUH

### Large Unit Coolers

### Overview



#### Product Description

The large unit cooler line, available in air, electric, and hot gas defrost, is ideal for warehouse cooler/freezer applications. These superior quality, heavy duty evaporators are available in a wide range of capacities to support many applications. Opting for EC motors or the Beacon II™ Refrigeration System makes this product qualified to be included in the **E Solutions™** product portfolio because of increased energy efficiency and cost savings.

#### Certifications



#### Standard Features

##### Ease of Installation & Service

- Liquid line solenoid wiring harness for faster installation
- Standardized terminal board for easier field wiring
- Hinged drain pan and access panels for easy servicing
- Suction Schrader fitting for easier suction temperature measurement
- Captive fasteners on access panels for easy servicing — no fumbling with loose bolts and nuts

##### Reliable & Durable

- Thermo-Flex™ (with five-year limited warranty) is innovative, eliminates leaks, and reduces risk of refrigerant loss
- Mill finish aluminum provides an attractive design and structurally sound cabinet
- PVC coated steel wire fan guards

##### Performance

- 850 rpm motors are quiet and reliable
- Long air throw is ideal for large warehouse and industrial application
- High CFM motors

##### Versatile

- Adjustable defrost control can be customized per application
- Available with air, electric, or hot gas defrost
- Beacon II™ compatible
- Many motors and voltages available

#### Nomenclature

HH	A	850	C	G	P	A
Model Series	Model Type	Capacity	Electrical Code	Control Option	Optional Motor	Vintage
HH = Chandler Large Unit Coolers	<b>A</b> = Air Deforst, 6 or 8 FPI <b>E</b> = Electric Deforst, 6 FPI <b>L</b> = Electric Deforst, 4.5 FPI <b>G</b> = Hot Gas Defrost, 6 FPI <b>F</b> = Hot Gas Defrost, 4.5 FPI	# x 100 = BTUH	<b>B</b> = 208-230/1/60 <b>C</b> = 208-230/3/60 <b>D</b> = 460/3/60 <b>M</b> = 460/1/60 <b>E</b> = 573/3/60 <b>X</b> = 380-400/3/50 <b>Y</b> = 200-220/1/50 <b>S</b> = Configurable	<b>G</b> = IntelliGen™ <small>*only available on Air and Electric Defrost Models</small>	<b>T</b> = Totally Enclosed Motors <b>V</b> = High CFM Option <b>P</b> = 3-Phase Motor	

## Large Unit Coolers

## Air Defrost Models & Options

### When Do You Choose a Configurable Model?

- Choose when there is not a standard model listed or you want to add factory-installed options.
- When ordering a configurable model, remember to specify the voltage and fan motor type.

Chandler Standard Model	Chandler Config Model	List Price (\$US)	Chandler intelliGen™ Config Model	Chandler intelliGen™ Config. List Price (\$US)	Factory-Installed Options List Price Adders (\$US)					
					Electrical Options		Mechanical Options		Coil Options	
					Beacon II	Room TSTAT	TXV	TXV & LLSV	Polyester Fin Protection	Bronz- Glow or ElectroFin
Air Defrost Models with Totally Enclosed VFD Approved Motors - 208-230/3/60										
-	HHA520SA	13,675	HHA520SGA	18,768	4,662	325	1,099	1,709	1,458	4,199
-	HHA630SA	15,076	HHA630SGA	20,169	4,662	325	1,099	1,709	1,458	4,334
-	HHA750SA	18,574	HHA750SGA	23,667	4,662	325	1,099	1,709	1,548	5,189
-	HHA850SA	19,980	HHA850SGA	25,073	4,662	325	1,099	1,709	1,548	5,189
-	HHA930SA	21,898	HHA930SGA	26,991	4,662	325	1,304	2,064	1,665	6,357
-	HHA1100SA	23,829	HHA1100SGA	28,922	4,662	325	1,304	2,064	1,665	6,357
-	HHA1170SA	29,179	HHA1170SGA	34,272	4,662	325	1,304	2,064	1,782	7,368
-	HHA1400SA	32,691	HHA1400SGA	Call Factory	4,662	325	1,304	2,064	1,782	7,368
-	HHA1610SA	34,448	HHA1610SGA	Call Factory	4,662	325	1,607	Call Factory	1,782	8,042
-	HHA1900SA	40,425	HHA1900SGA	Call Factory	4,662	325	1,425	2,275	2,867	10,042
-	HHA2160SA	44,639	HHA2160SGA	Call Factory	4,662	325	1,425	2,275	2,107	10,510
-	HHA2200SA	44,055	HHA2200SGA	Call Factory	4,662	325	1,425	2,275	2,867	11,393
-	HHA2440SA	50,909	HHA2440SGA	Call Factory	4,662	325	1,425	2,275	2,867	12,759
-	HHA2500SA	49,501	HHA2500SGA	Call Factory	4,662	325	1,425	2,275	2,337	11,938
-	HHA2780SA	53,190	HHA2780SGA	Call Factory	4,662	325	1,425	2,275	2,337	13,377
Air Defrost Models with Totally Enclosed VFD Approved Motors - 460/3/60										
-	HHA520SA	13,675	HHA520SGA	18,768	4,662	325	1,099	1,709	1,458	4,199
-	HHA630SA	15,076	HHA630SGA	20,169	4,662	325	1,099	1,709	1,458	4,334
-	HHA750SA	18,574	HHA750SGA	23,667	4,662	325	1,099	1,709	1,548	5,189
-	HHA850SA	19,980	HHA850SGA	25,073	4,662	325	1,099	1,709	1,548	5,189
-	HHA930SA	21,898	HHA930SGA	26,991	4,662	325	1,304	2,064	1,665	6,357
-	HHA1100SA	23,829	HHA1100SGA	28,922	4,662	325	1,304	2,064	1,665	6,357
-	HHA1170SA	29,179	HHA1170SGA	34,272	4,662	325	1,304	2,064	1,782	7,368
-	HHA1400SA	32,691	HHA1400SGA	Call Factory	4,662	325	1,304	2,064	1,782	7,368
-	HHA1610SA	34,448	HHA1610SGA	Call Factory	4,662	325	1,607	Call Factory	1,782	8,042
-	HHA1900SA	40,425	HHA1900SGA	Call Factory	4,662	325	1,425	2,275	2,867	10,042
-	HHA2160SA	44,639	HHA2160SGA	Call Factory	4,662	325	1,425	2,275	2,107	10,510
-	HHA2200SA	44,055	HHA2200SGA	Call Factory	4,662	325	1,425	2,275	2,867	11,393
-	HHA2440SA	50,909	HHA2440SGA	Call Factory	4,662	325	1,425	2,275	2,867	12,759
-	HHA2500SA	49,501	HHA2500SGA	Call Factory	4,662	325	1,425	2,275	2,337	11,938
-	HHA2780SA	53,190	HHA2780SGA	Call Factory	4,662	325	1,425	2,275	2,337	13,377

### Regulation Requires VFD Approved Motors!

#### California Energy Commission Title 24, Section 126

Effective 01/01/2010, refrigerated warehouses with a total cold storage and frozen storage area exceeding 3,000 square feet must be variable speed and controlled in response to space conditions. Single phase evaporator fan motors less than 1 HP and less than 460V must be variable speed EC motors. Exception: Evaporators served by a single compressor without unloading capability.

#### Notes:

- Beacon II™ must be ordered as a system. Models 1610, 2440, 2500, 2780 and the models 1900, 2160, 2200 (when used with 404A) require special split circuiting.
- Customer to supply VFD to control VFD approved motors.
- TXV = Expansion Valve; LLSV = Liquid Line Solenoid Valve
- Double Wall Insulated Pans, Stainless Steel Cabinet & Pan, Drain Pan Baffles, Electric Re-Heat Option, Dual Circuited Coils, and Copper Fin Coils are available. Contact your Sales Representative or Account Engineer for more information.
- Must specify which coating at time of order entry.

## Large Unit Coolers

## Air Defrost Models & Options

### When Do You Choose a Configurable Model?

- Choose when there is not a standard model listed or you want to add factory-installed options.
- When ordering a configurable model, remember to specify the voltage and fan motor type.

Chandler Standard Model	Chandler Config Model	List Price (\$US)	Chandler intelliGen™ Config Model	Chandler intelliGen™ Config. List Price (\$US)	Factory-Installed Options List Price Adders (\$US)					
					Electrical Options		Mechanical Options		Coil Options	
					Beacon II	Room TSTAT	TXV	TXV & LLSV	Polyester Fin Protection	Bronz- Glow or ElectroFin
Air Defrost Models with Standard Motors - 208-230/1/60										
HHA520BA	HHA520SA	12,653	HHA520SGA	17,746	4,662	325	1,099	1,709	1,458	4,199
HHA630BA	HHA630SA	14,054	HHA630SGA	19,147	4,662	325	1,099	1,709	1,458	4,334
HHA750BA	HHA750SA	17,044	HHA750SGA	22,137	4,662	325	1,099	1,709	1,548	5,189
HHA850BA	HHA850SA	18,450	HHA850SGA	23,543	4,662	325	1,099	1,709	1,548	5,189
HHA930BA	HHA930SA	19,858	HHA930SGA	24,951	4,662	325	1,304	2,064	1,665	6,357
HHA1100BA	HHA1100SA	21,789	HHA1100SGA	26,882	4,662	325	1,304	2,064	1,665	6,357
Air Defrost Models with Standard Motors - 208-230/3/60										
HHA520CPA	HHA520SA	13,442	HHA520SGA	18,535	4,662	325	1,099	1,709	1,458	4,199
HHA630CPA	HHA630SA	15,027	HHA630SGA	20,120	4,662	325	1,099	1,709	1,458	4,334
HHA750CA	HHA750SA	17,044	HHA750SGA	22,137	4,662	325	1,099	1,709	1,548	5,189
HHA750CPA	HHA750SA	18,258	HHA750SGA	23,351	4,662	325	1,099	1,709	1,548	5,189
HHA850CA	HHA850SA	18,450	HHA850SGA	23,543	4,662	325	1,099	1,709	1,548	5,189
HHA850CPA	HHA850SA	19,612	HHA850SGA	24,705	4,662	325	1,099	1,709	1,548	5,189
HHA930CA	HHA930SA	19,858	HHA930SGA	24,951	4,662	325	1,304	2,064	1,665	6,357
HHA930CPA	HHA930SA	21,436	HHA930SGA	26,529	4,662	325	1,304	2,064	1,665	6,357
HHA1100CA	HHA1100SA	21,789	HHA1100SGA	26,882	4,662	325	1,304	2,064	1,665	6,357
HHA1100CPA	HHA1100SA	23,371	HHA1100SGA	28,464	4,662	325	1,304	2,064	1,665	6,357
HHA1170CPA	HHA1170SA	28,294	HHA1170SGA	33,387	4,662	325	1,304	2,064	1,782	7,368
HHA1400CPA	HHA1400SA	31,806	HHA1400SGA	Call Factory	4,662	325	1,304	2,064	1,782	7,368
HHA1610CPA	HHA1610SA	33,563	HHA1610SGA	Call Factory	4,662	325	1,607	Call Factory	1,782	8,042
HHA1900CPA	HHA1900SA	39,540	HHA1900SGA	Call Factory	4,662	325	1,425	2,275	2,867	10,042
HHA2160CPA	HHA2160SA	43,754	HHA2160SGA	Call Factory	4,662	325	1,425	2,275	2,107	10,510
HHA2200CPA	HHA2200SA	42,875	HHA2200SGA	Call Factory	4,662	325	1,425	2,275	2,867	11,393
HHA2440CPA	HHA2440SA	49,729	HHA2440SGA	Call Factory	4,662	325	1,425	2,275	2,867	12,759
HHA2500CPA	HHA2500SA	48,321	HHA2500SGA	Call Factory	4,662	325	1,425	2,275	2,337	11,938
HHA2780CPA	HHA2780SA	52,010	HHA2780SGA	Call Factory	4,662	325	1,425	2,275	2,337	13,377
Air Defrost Models with Standard Motors - 460/1/60										
HHA520MA	HHA520SA	12,653	HHA520SGA	17,746	4,662	325	1,099	1,709	1,458	4,199
HHA630MA	HHA630SA	14,054	HHA630SGA	19,147	4,662	325	1,099	1,709	1,458	4,334

### Regulation Requires VFD Approved Motors!

#### California Energy Commission Title 24, Section 126

Effective 01/01/2010, refrigerated warehouses with a total cold storage and frozen storage area exceeding 3,000 square feet must be variable speed and controlled in response to space conditions. Single phase evaporator fan motors less than 1 HP and less than 460V must be variable speed EC motors. Exception: Evaporators served by a single compressor without unloading capability.

#### Notes:

- Beacon II™ must be ordered as a system. Models 1610, 2440, 2500, 2780 and the models 1900, 2160, 2200 (when used with 404A) require special split circuiting.
- Customer to supply VFD to control VFD approved motors.
- TXV = Expansion Valve; LLSV = Liquid Line Solenoid Valve
- Double Wall Insulated Pans, Stainless Steel Cabinet & Pan, Drain Pan Baffles, Electric Re-Heat Option, Dual Circuit Coils, and Copper Fin Coils are available. Contact your Sales Representative or Account Engineer for more information.
- Must specify which coating at time of order entry.



## Large Unit Coolers

## Air Defrost Models & Options

### When Do You Choose a Configurable Model?

- Choose when there is not a standard model listed or you want to add factory-installed options.
- When ordering a configurable model, remember to specify the voltage and fan motor type.

Chandler Standard Model	Chandler Config Model	List Price (\$US)	Chandler intelliGen™ Config Model	Chandler intelliGen™ Config. List Price (\$US)	Factory-Installed Options List Price Adders (\$US)					
					Electrical Options		Mechanical Options		Coil Options	
					Beacon II	Room TSTAT	TXV	TXV & LLSV	Polyester Fin Protection	Bronz- Glow or ElectroFin
Air Defrost Models with Standard Motors - 460/3/60										
HHA520DPA	HHA520SA	13,442	HHA520SGA	18,535	4,662	325	1,099	1,709	1,458	4,199
HHA630DPA	HHA630SA	15,027	HHA630SGA	20,120	4,662	325	1,099	1,709	1,458	4,334
HHA750DA	HHA750SA	17,044	HHA750SGA	22,137	4,662	325	1,099	1,709	1,548	5,189
HHA750DPA	HHA750SA	18,258	HHA750SGA	23,351	4,662	325	1,099	1,709	1,548	5,189
HHA850DA	HHA850SA	18,450	HHA850SGA	23,543	4,662	325	1,099	1,709	1,548	5,189
HHA850DPA	HHA850SA	19,612	HHA850SGA	24,705	4,662	325	1,099	1,709	1,548	5,189
HHA930DA	HHA930SA	19,858	HHA930SGA	24,951	4,662	325	1,304	2,064	1,665	6,357
HHA930DPA	HHA930SA	21,436	HHA930SGA	26,529	4,662	325	1,304	2,064	1,665	6,357
HHA1100DA	HHA1100SA	21,789	HHA1100SGA	26,882	4,662	325	1,304	2,064	1,665	6,357
HHA1100DPA	HHA1100SA	23,371	HHA1100SGA	28,464	4,662	325	1,304	2,064	1,665	6,357
HHA1170DPA	HHA1170SA	28,294	HHA1170SGA	33,387	4,662	325	1,304	2,064	1,782	7,368
HHA1400DPA	HHA1400SA	31,806	HHA1400SGA	Call Factory	4,662	325	1,304	2,064	1,782	7,368
HHA1610DPA	HHA1610SA	33,563	HHA1610SGA	Call Factory	4,662	325	1,607	Call Factory	1,782	8,042
HHA1900DPA	HHA1900SA	39,540	HHA1900SGA	Call Factory	4,662	325	1,425	2,275	2,867	10,042
HHA2160DPA	HHA2160SA	43,754	HHA2160SGA	Call Factory	4,662	325	1,425	2,275	2,107	10,510
HHA2200DPA	HHA2200SA	42,875	HHA2200SGA	Call Factory	4,662	325	1,425	2,275	2,867	11,393
HHA2440DPA	HHA2440SA	49,729	HHA2440SGA	Call Factory	4,662	325	1,425	2,275	2,867	12,759
HHA2500DPA	HHA2500SA	48,321	HHA2500SGA	Call Factory	4,662	325	1,425	2,275	2,337	11,938
HHA2780DPA	HHA2780SA	52,010	HHA2780SGA	Call Factory	4,662	325	1,425	2,275	2,337	13,377

### Regulation Requires VFD Approved Motors!

#### California Energy Commission Title 24, Section 126

Effective 01/01/2010, refrigerated warehouses with a total cold storage and frozen storage area exceeding 3,000 square feet must be variable speed and controlled in response to space conditions. Single phase evaporator fan motors less than 1 HP and less than 460V must be variable speed EC motors. Exception: Evaporators served by a single compressor without unloading capability.

#### Notes:

- Beacon II™ must be ordered as a system. Models 1610, 2440, 2500, 2780 and the models 1900, 2160, 2200 (when used with 404A) require special split circuiting.
- Customer to supply VFD to control VFD approved motors.
- TXV = Expansion Valve; LLSV = Liquid Line Solenoid Valve
- Double Wall Insulated Pans, Stainless Steel Cabinet & Pan, Drain Pan Baffles, Electric Re-Heat Option, Dual Circuited Coils, and Copper Fin Coils are available. Contact your Sales Representative or Account Engineer for more information.
- Must specify which coating at time of order entry.

## Large Unit Coolers

## Electric Defrost Models & Options

### When Do You Choose a Configurable Model?

- Choose when there is not a standard model listed or you want to add factory-installed options.
- When ordering a configurable model, remember to specify the voltage and fan motor type.

Chandler Standard Model	Chandler Config Model	List Price (\$US)	Chandler IntelliGen™ Config Model	Chandler IntelliGen™ Config. List Price (\$US)	Factory-Installed Options List Price Adders (\$US)					
					Electrical Options		Drain Pan Options	Mechanical Options		Coil Options
					Beacon II	Room TSTAT	Electric	TXV	TXV & LLSV	Bronz-Glow
Electric Defrost Models with Totally Enclosed VFD Approved Motors - 208-230/3/60										
-	HHE450SB	15,957	HHE450SGB	21,050	4,662	325	Standard	1,099	1,709	5,085
-	HHE550SB	18,240	HHE550SGB	23,333	4,662	325	Standard	1,099	1,709	5,085
-	HHE640SB	20,332	HHE640SGB	25,425	4,662	325	Standard	1,099	1,709	5,941
-	HHE740SB	23,844	HHE740SGB	28,937	4,662	325	Standard	1,099	1,709	5,941
-	HHE810SB	29,097	HHE810SGB	34,190	4,662	325	Standard	1,304	2,064	7,109
-	HHE950SB	31,565	HHE950SGB	36,658	4,662	325	Standard	1,304	2,064	7,109
-	HHE1020SB	32,691	HHE1020SGB	37,784	4,662	325	Standard	1,304	2,064	8,121
-	HHE1200SB	37,258	HHE1200SGB	Call Factory	4,662	325	Standard	1,304	2,064	8,121
-	HHE1390SB	40,773	HHE1390SGB	Call Factory	Call Factory	325	Standard	1,607	Call Factory	8,794
-	HHE1650SB	52,547	HHE1650SGB	Call Factory	4,662	325	Standard	1,304	2,275	Call Factory
-	HHE2120SB	64,263	HHE2120SGB	Call Factory	Call Factory	325	Standard	1,304	2,275	Call Factory
-	HHL400SB	14,899	HHL400SGB	19,992	4,662	325	Standard	1,099	1,709	5,085
-	HHL480SB	18,064	HHL480SGB	23,157	4,662	325	Standard	1,099	1,709	5,085
-	HHL560S1B	19,980	HHL560SSGB	25,073	4,662	325	Standard	1,099	1,709	5,941
-	HHL650SB	21,914	HHL650SGB	27,007	4,662	325	Standard	1,099	1,709	5,941
-	HHL710SB	24,007	HHL710SGB	29,100	4,662	325	Standard	1,304	2,064	7,109
-	HHL840SB	31,034	HHL840SGB	36,127	4,662	325	Standard	1,304	2,064	7,109
-	HHL890SB	32,337	HHL890SGB	37,430	4,662	325	Standard	1,304	2,064	8,121
-	HHL1050SB	36,559	HHL1050SGB	41,652	4,662	325	Standard	1,304	2,064	8,121
-	HHL1220SB	40,425	HHL1220SGB	Call Factory	Call Factory	325	Standard	1,607	Call Factory	8,794
-	HHL1440SB	50,790	HHL1440SGB	Call Factory	4,662	325	Standard	1,304	2,275	Call Factory
-	HHL1860SB	61,451	HHL1860SGB	Call Factory	Call Factory	325	Standard	1,304	2,275	Call Factory
Electric Defrost Models with Totally Enclosed VFD Approved Motors - 460/3/60										
-	HHE450SB	15,957	HHE450SGB	21,050	4,662	325	Standard	1,099	1,709	5,085
-	HHE550SB	18,240	HHE550SGB	23,333	4,662	325	Standard	1,099	1,709	5,085
-	HHE640SB	20,332	HHE640SGB	25,425	4,662	325	Standard	1,099	1,709	5,941
-	HHE740SB	23,844	HHE740SGB	28,937	4,662	325	Standard	1,099	1,709	5,941
-	HHE810SB	29,097	HHE810SGB	34,190	4,662	325	Standard	1,304	2,064	7,109
-	HHE950SB	31,565	HHE950SGB	36,658	4,662	325	Standard	1,304	2,064	7,109
-	HHE1020SB	32,691	HHE1020SGB	37,784	4,662	325	Standard	1,304	2,064	8,121
-	HHE1200SB	37,258	HHE1200SGB	Call Factory	4,662	325	Standard	1,304	2,064	8,121

### Regulation Requires VFD Approved Motors!

#### California Energy Commission Title 24, Section 126

Effective 01/01/2010, refrigerated warehouses with a total cold storage and frozen storage area exceeding 3,000 square feet must be variable speed and controlled in response to space conditions. Single phase evaporator fan motors less than 1 HP and less than 460V must be variable speed EC motors. Exception: Evaporators served by a single compressor without unloading capability.

#### Notes:

- Adjustable Defrost Term/Fan Delay standard.
- Beacon II™ must be ordered as a system. Models 1610, 2440, 2500, 2780 and the models 1900, 2160, 2200 (when used with 404A) require special split circuiting.
- Customer to supply VFD to control VFD approved motors.
- TXV = Expansion Valve; LLSV = Liquid Line Solenoid Valve
- 3 Phase Low temp motors and Stainless Steel Cabinet & Pan, Drain Pan Baffles, Electric Re-Heat Option, Dual Circuited Coils, and Copper Fin Coils are available. Contact your Sales Representative or Account Engineer for more information.
- Call Factory to know the pricing of Double Wall Insulated Drain Pan Option.



## Large Unit Coolers

## Electric Defrost Models & Options

### When Do You Choose a Configurable Model?

- Choose when there is not a standard model listed or you want to add factory-installed options.
- When ordering a configurable model, remember to specify the voltage and fan motor type.

Chandler Standard Model	Chandler Config Model	List Price (\$US)	Chandler IntelliGen™ Config Model	Chandler IntelliGen™ Config, List Price (\$US)	Factory-Installed Options List Price Adders (\$US)					
					Electrical Options		Drain Pan Options	Mechanical Options		Coil Options
					Beacon II	Room TSTAT	Electric	TXV	TXV & LLSV	Bronz-Glow
-	HHE1390SB	40,773	HHE1390SGB	Call Factory	Call Factory	325	Standard	1,607	Call Factory	8,794
-	HHE1650SB	52,547	HHE1650SGB	Call Factory	4,662	325	Standard	1,304	2,275	Call Factory
-	HHE2120SB	64,263	HHE2120SGB	Call Factory	Call Factory	325	Standard	1,304	2,275	Call Factory
-	HHL400SB	14,899	HHL400SGB	19,992	4,662	325	Standard	1,099	1,709	5,085
-	HHL480SB	18,064	HHL480SGB	23,157	4,662	325	Standard	1,099	1,709	5,085
-	HHL560S1B	19,980	HHL560SSGB	25,073	4,662	325	Standard	1,099	1,709	5,941
-	HHL650SB	21,914	HHL650SGB	27,007	4,662	325	Standard	1,099	1,709	5,941
-	HHL710SB	24,007	HHL710SGB	29,100	4,662	325	Standard	1,304	2,064	7,109
-	HHL840SB	31,034	HHL840SGB	36,127	4,662	325	Standard	1,304	2,064	7,109
-	HHL890SB	32,337	HHL890SGB	37,430	4,662	325	Standard	1,304	2,064	8,121
-	HHL1050SB	36,559	HHL1050SGB	41,652	4,662	325	Standard	1,304	2,064	8,121
-	HHL1220SB	40,425	HHL1220SGB	Call Factory	Call Factory	325	Standard	1,607	Call Factory	8,794
-	HHL1440SB	50,790	HHL1440SGB	Call Factory	4,662	325	Standard	1,304	2,275	Call Factory
-	HHL1860SB	61,451	HHL1860SGB	Call Factory	Call Factory	325	Standard	1,304	2,275	Call Factory

### Electric Defrost Models with Standard Motors - 208-230/3/60

HHE450CB	HHE450SB	14,937	HHE450SGB	20,030	4,662	325	Standard	1,099	1,709	5,085
HHE450CPB	HHE450SB	15,728	HHE450SGB	20,821	4,662	325	Standard	1,099	1,709	5,085
HHE550CB	HHE550SB	17,220	HHE550SGB	22,313	4,662	325	Standard	1,099	1,709	5,085
HHE550CPB	HHE550SB	17,996	HHE550SGB	23,089	4,662	325	Standard	1,099	1,709	5,085
HHE640CB	HHE640SB	18,802	HHE640SGB	23,895	4,662	325	Standard	1,099	1,709	5,941
HHE640CPB	HHE640SB	19,963	HHE640SGB	25,056	4,662	325	Standard	1,099	1,709	5,941
HHE740CB	HHE740SB	22,314	HHE740SGB	27,407	4,662	325	Standard	1,099	1,709	5,941
HHE740CPB	HHE740SB	23,545	HHE740SGB	28,638	4,662	325	Standard	1,099	1,709	5,941
HHE810CB	HHE810SB	27,057	HHE810SGB	32,150	4,662	325	Standard	1,304	2,064	7,109
HHE810CPB	HHE810SB	28,607	HHE810SGB	33,700	4,662	325	Standard	1,304	2,064	7,109
HHE950CB	HHE950SB	29,525	HHE950SGB	34,618	4,662	325	Standard	1,304	2,064	7,109
HHE950CPB	HHE950SB	31,103	HHE950SGB	36,196	4,662	325	Standard	1,304	2,064	7,109
HHE1020CPB	HHE1020SB	31,806	HHE1020SGB	36,899	4,662	325	Standard	1,304	2,064	8,121
HHE1200CPB	HHE1200SB	36,373	HHE1200SGB	Call Factory	4,662	325	Standard	1,304	2,064	8,121
HHE1390CPB	HHE1390SB	39,888	HHE1390SGB	Call Factory	Call Factory	325	Standard	1,607	Call Factory	8,794
HHE1650CPB	HHE1650SB	51,662	HHE1650SGB	Call Factory	4,662	325	Standard	1,304	2,275	Call Factory
HHE2120CPB	HHE2120SB	63,083	HHE2120SGB	Call Factory	Call Factory	325	Standard	1,304	2,275	Call Factory

### Regulation Requires VFD Approved Motors!

#### California Energy Commission Title 24, Section 126

Effective 01/01/2010, refrigerated warehouses with a total cold storage and frozen storage area exceeding 3,000 square feet must be variable speed and controlled in response to space conditions. Single phase evaporator fan motors less than 1 HP and less than 460V must be variable speed EC motors. Exception: Evaporators served by a single compressor without unloading capability.

#### Notes:

- Adjustable Defrost Term/Fan Delay standard.
- Beacon II™ must be ordered as a system. Models 1610, 2440, 2500, 2780 and the models 1900, 2160, 2200 (when used with 404A) require special split circuiting.
- Customer to supply VFD to control VFD approved motors.
- TXV = Expansion Valve; LLSV = Liquid Line Solenoid Valve
- 3 Phase Low temp motors and Stainless Steel Cabinet & Pan, Drain Pan Baffles, Electric Re-Heat Option, Dual Circuited Coils, and Copper Fin Coils are available. Contact your Sales Representative or Account Engineer for more information.
- Call Factory to know the pricing of Double Wall Insulated Drain Pan Option.

## Large Unit Coolers

## Electric Defrost Models & Options

### When Do You Choose a Configurable Model?

- Choose when there is not a standard model listed or you want to add factory-installed options.
- When ordering a configurable model, remember to specify the voltage and fan motor type.

Chandler Standard Model	Chandler Config Model	List Price (\$US)	Chandler IntelliGen™ Config Model	Chandler IntelliGen™ Config. List Price (\$US)	Factory-Installed Options List Price Adders (\$US)					
					Electrical Options		Drain Pan Options	Mechanical Options		Coil Options
					Beacon II	Room TSTAT	Electric	TXV	TXV & LLSV	Bronz-Glow
HHL400CB	HHL400SB	13,879	HHL400SGB	18,972	4,662	325	Standard	1,099	1,709	5,085
HHL400CPB	HHL400SB	14,654	HHL400SGB	19,747	4,662	325	Standard	1,099	1,709	5,085
HHL480CB	HHL480SB	17,044	HHL480SGB	22,137	4,662	325	Standard	1,099	1,709	5,085
HHL480CPB	HHL480SB	17,835	HHL480SGB	22,928	4,662	325	Standard	1,099	1,709	5,085
HHL560CB	HHL560S1B	18,450	HHL560SSGB	23,543	4,662	325	Standard	1,099	1,709	5,941
HHL560CPB	HHL560S1B	19,612	HHL560SSGB	24,705	4,662	325	Standard	1,099	1,709	5,941
HHL650CB	HHL650SB	20,384	HHL650SGB	25,477	4,662	325	Standard	1,099	1,709	5,941
HHL650CPB	HHL650SB	21,541	HHL650SGB	26,634	4,662	325	Standard	1,099	1,709	5,941
HHL710CB	HHL710SB	21,967	HHL710SGB	27,060	4,662	325	Standard	1,304	2,064	7,109
HHL710CPB	HHL710SB	23,545	HHL710SGB	28,638	4,662	325	Standard	1,304	2,064	7,109
HHL840CB	HHL840SB	28,994	HHL840SGB	34,087	4,662	325	Standard	1,304	2,064	7,109
HHL840CPB	HHL840SB	30,573	HHL840SGB	35,666	4,662	325	Standard	1,304	2,064	7,109
HHL890CPB	HHL890SB	31,452	HHL890SGB	36,545	4,662	325	Standard	1,304	2,064	8,121
HHL1050CPB	HHL1050SB	35,674	HHL1050SGB	40,767	4,662	325	Standard	1,304	2,064	8,121
HHL1220CPB	HHL1220SB	39,540	HHL1220SGB	Call Factory	Call Factory	325	Standard	1,607	Call Factory	8,794
HHL1440CPB	HHL1440SB	49,905	HHL1440SGB	Call Factory	4,662	325	Standard	1,304	2,275	Call Factory
HHL1860CPB	HHL1860SB	60,271	HHL1860SGB	Call Factory	Call Factory	325	Standard	1,304	2,275	Call Factory
<b>Electric Defrost Models with Standard Motors - 460/3/60</b>										
HHE450DB	HHE450SB	14,937	HHE450SGB	20,030	4,662	325	Standard	1,099	1,709	5,085
HHE450DPB	HHE450SB	15,728	HHE450SGB	20,821	4,662	325	Standard	1,099	1,709	5,085
HHE550DB	HHE550SB	17,220	HHE550SGB	22,313	4,662	325	Standard	1,099	1,709	5,085
HHE550DPB	HHE550SB	17,996	HHE550SGB	23,089	4,662	325	Standard	1,099	1,709	5,085
HHE640DB	HHE640SB	18,802	HHE640SGB	23,895	4,662	325	Standard	1,099	1,709	5,941
HHE640DPB	HHE640SB	19,963	HHE640SGB	25,056	4,662	325	Standard	1,099	1,709	5,941
HHE740DB	HHE740SB	22,314	HHE740SGB	27,407	4,662	325	Standard	1,099	1,709	5,941
HHE740DPB	HHE740SB	23,545	HHE740SGB	28,638	4,662	325	Standard	1,099	1,709	5,941
HHE810DB	HHE810SB	27,057	HHE810SGB	32,150	4,662	325	Standard	1,304	2,064	7,109
HHE810DPB	HHE810SB	28,607	HHE810SGB	33,700	4,662	325	Standard	1,304	2,064	7,109
HHE950DB	HHE950SB	29,525	HHE950SGB	34,618	4,662	325	Standard	1,304	2,064	7,109
HHE950DPB	HHE950SB	31,103	HHE950SGB	36,196	4,662	325	Standard	1,304	2,064	7,109
HHE1020DPB	HHE1020SB	31,806	HHE1020SGB	36,899	4,662	325	Standard	1,304	2,064	8,121
HHE1200DPB	HHE1200SB	36,373	HHE1200SGB	Call Factory	4,662	325	Standard	1,304	2,064	8,121
HHE1390DPB	HHE1390SB	39,888	HHE1390SGB	Call Factory	Call Factory	325	Standard	1,607	Call Factory	8,794

### Regulation Requires VFD Approved Motors!

#### California Energy Commission Title 24, Section 126

Effective 01/01/2010, refrigerated warehouses with a total cold storage and frozen storage area exceeding 3,000 square feet must be variable speed and controlled in response to space conditions. Single phase evaporator fan motors less than 1 HP and less than 460V must be variable speed EC motors. Exception: Evaporators served by a single compressor without unloading capability.

#### Notes:

- Adjustable Defrost Term/Fan Delay standard.
- Beacon II™ must be ordered as a system. Models 1610, 2440, 2500, 2780 and the models 1900, 2160, 2200 (when used with 404A) require special split circuiting.
- Customer to supply VFD to control VFD approved motors.
- TXV = Expansion Valve; LLSV = Liquid Line Solenoid Valve
- 3 Phase Low temp motors and Stainless Steel Cabinet & Pan, Drain Pan Baffles, Electric Re-Heat Option, Dual Circuited Coils, and Copper Fin Coils are available. Contact your Sales Representative or Account Engineer for more information.
- Call Factory to know the pricing of Double Wall Insulated Drain Pan Option.

## Large Unit Coolers

## Electric Defrost Models & Options

### When Do You Choose a Configurable Model?

- Choose when there is not a standard model listed or you want to add factory-installed options.
- When ordering a configurable model, remember to specify the voltage and fan motor type.

Chandler Standard Model	Chandler Config Model	List Price (\$US)	Chandler IntelliGen™ Config Model	Chandler IntelliGen™ Config. List Price (\$US)	Factory-Installed Options List Price Adders (\$US)					
					Electrical Options		Drain Pan Options	Mechanical Options		Coil Options
					Beacon II	Room TSTAT	Electric	TXV	TXV & LLSV	Bronz-Glow
HHE1650DPB	HHE1650SB	51,662	HHE1650SGB	Call Factory	4,662	325	Standard	1,304	2,275	Call Factory
HHE2120DPB	HHE2120SB	63,083	HHE2120SGB	Call Factory	Call Factory	325	Standard	1,304	2,275	Call Factory
HHL400DB	HHL400SB	13,879	HHL400SGB	18,972	4,662	325	Standard	1,099	1,709	5,085
HHL400DPB	HHL400SB	14,654	HHL400SGB	19,747	4,662	325	Standard	1,099	1,709	5,085
HHL480DB	HHL480SB	17,044	HHL480SGB	22,137	4,662	325	Standard	1,099	1,709	5,085
HHL480DPB	HHL480SB	17,835	HHL480SGB	22,928	4,662	325	Standard	1,099	1,709	5,085
HHL560DB	HHL560S1B	18,450	HHL560SSGB	23,543	4,662	325	Standard	1,099	1,709	5,941
HHL560DPB	HHL560S1B	19,612	HHL560SSGB	24,705	4,662	325	Standard	1,099	1,709	5,941
HHL650DB	HHL650SB	20,384	HHL650SGB	25,477	4,662	325	Standard	1,099	1,709	5,941
HHL650DPB	HHL650SB	21,541	HHL650SGB	26,634	4,662	325	Standard	1,099	1,709	5,941
HHL710DB	HHL710SB	21,967	HHL710SGB	27,060	4,662	325	Standard	1,304	2,064	7,109
HHL710DPB	HHL710SB	23,545	HHL710SGB	28,638	4,662	325	Standard	1,304	2,064	7,109
HHL840DB	HHL840SB	28,994	HHL840SGB	34,087	4,662	325	Standard	1,304	2,064	7,109
HHL840DPB	HHL840SB	30,573	HHL840SGB	35,666	4,662	325	Standard	1,304	2,064	7,109
HHL890DPB	HHL890SB	31,452	HHL890SGB	36,545	4,662	325	Standard	1,304	2,064	8,121
HHL1050DPB	HHL1050SB	35,674	HHL1050SGB	40,767	4,662	325	Standard	1,304	2,064	8,121
HHL1220DPB	HHL1220SB	39,540	HHL1220SGB	Call Factory	Call Factory	325	Standard	1,607	Call Factory	8,794
HHL1440DPB	HHL1440SB	49,905	HHL1440SGB	Call Factory	4,662	325	Standard	1,304	2,275	Call Factory
HHL1860DPB	HHL1860SB	60,271	HHL1860SGB	Call Factory	Call Factory	325	Standard	1,304	2,275	Call Factory
<b>Electric Defrost Models with High CFM Motors - 208-230/3/60</b>										
-	HHE450SB	18,011	HHE450SGB	23,104	4,662	325	Standard	1,099	1,709	5,085
-	HHE550SB	20,294	HHE550SGB	25,387	4,662	325	Standard	1,099	1,709	5,085
-	HHE640SB	23,413	HHE640SGB	28,506	4,662	325	Standard	1,099	1,709	5,941
-	HHE740SB	26,925	HHE740SGB	32,018	4,662	325	Standard	1,099	1,709	5,941
-	HHE810SB	33,205	HHE810SGB	38,298	4,662	325	Standard	1,304	2,064	7,109
-	HHE950SB	35,673	HHE950SGB	40,766	4,662	325	Standard	1,304	2,064	7,109
-	HHE1020SB	36,120	HHE1020SGB	41,213	4,662	325	Standard	1,304	2,064	8,121
-	HHE1200SB	40,687	HHE1200SGB	Call Factory	4,662	325	Standard	1,304	2,064	8,121
-	HHE1390SB	44,202	HHE1390SGB	Call Factory	Call Factory	325	Standard	1,607	Call Factory	8,794
-	HHE1650SB	55,976	HHE1650SGB	Call Factory	4,662	325	Standard	1,304	2,275	Call Factory
-	HHE2120SB	68,835	HHE2120SGB	Call Factory	Call Factory	325	Standard	1,304	2,275	Call Factory
-	HHL400SB	16,953	HHL400SGB	22,046	4,662	325	Standard	1,099	1,709	5,085
-	HHL480SB	20,118	HHL480SGB	25,211	4,662	325	Standard	1,099	1,709	5,085

### Regulation Requires VFD Approved Motors!

#### California Energy Commission Title 24, Section 126

Effective 01/01/2010, refrigerated warehouses with a total cold storage and frozen storage area exceeding 3,000 square feet must be variable speed and controlled in response to space conditions. Single phase evaporator fan motors less than 1 HP and less than 460V must be variable speed EC motors. Exception: Evaporators served by a single compressor without unloading capability.

#### Notes:

- Adjustable Defrost Term/Fan Delay standard.
- Beacon II™ must be ordered as a system. Models 1610, 2440, 2500, 2780 and the models 1900, 2160, 2200 (when used with 404A) require special split circuiting.
- Customer to supply VFD to control VFD approved motors.
- TXV = Expansion Valve; LLSV = Liquid Line Solenoid Valve
- 3 Phase Low temp motors and Stainless Steel Cabinet & Pan, Drain Pan Baffles, Electric Re-Heat Option, Dual Circuited Coils, and Copper Fin Coils are available. Contact your Sales Representative or Account Engineer for more information.
- Call Factory to know the pricing of Double Wall Insulated Drain Pan Option.

## Large Unit Coolers

## Electric Defrost Models & Options

### When Do You Choose a Configurable Model?

- Choose when there is not a standard model listed or you want to add factory-installed options.
- When ordering a configurable model, remember to specify the voltage and fan motor type.

Chandler Standard Model	Chandler Config Model	List Price (\$US)	Chandler IntelliGen™ Config Model	Chandler IntelliGen™ Config. List Price (\$US)	Factory-Installed Options List Price Adders (\$US)					
					Electrical Options		Drain Pan Options	Mechanical Options		Coil Options
					Beacon II	Room TSTAT	Electric	TXV	TXV & LLSV	Bronz-Glow
-	HHL560S1B	23,061	HHL560SSGB	28,154	4,662	325	Standard	1,099	1,709	5,941
-	HHL650SB	24,995	HHL650SGB	30,088	4,662	325	Standard	1,099	1,709	5,941
-	HHL710SB	28,115	HHL710SGB	33,208	4,662	325	Standard	1,304	2,064	7,109
-	HHL840SB	35,142	HHL840SGB	40,235	4,662	325	Standard	1,304	2,064	7,109
-	HHL890SB	35,766	HHL890SGB	40,859	4,662	325	Standard	1,304	2,064	8,121
-	HHL1050SB	39,988	HHL1050SGB	45,081	4,662	325	Standard	1,304	2,064	8,121
-	HHL1220SB	43,854	HHL1220SGB	Call Factory	Call Factory	325	Standard	1,607	Call Factory	8,794
-	HHL1440SB	54,219	HHL1440SGB	Call Factory	4,662	325	Standard	1,304	2,275	Call Factory
-	HHL1860SB	66,023	HHL1860SGB	Call Factory	Call Factory	325	Standard	1,304	2,275	Call Factory
<b>Electric Defrost Models with High CFM Motors - 460/3/60</b>										
-	HHE450SB	18,011	HHE450SGB	23,104	4,662	325	Standard	1,099	1,709	5,085
-	HHE550SB	20,294	HHE550SGB	25,387	4,662	325	Standard	1,099	1,709	5,085
-	HHE640SB	23,413	HHE640SGB	28,506	4,662	325	Standard	1,099	1,709	5,941
-	HHE740SB	26,925	HHE740SGB	32,018	4,662	325	Standard	1,099	1,709	5,941
-	HHE810SB	33,205	HHE810SGB	38,298	4,662	325	Standard	1,304	2,064	7,109
-	HHE950SB	35,673	HHE950SGB	40,766	4,662	325	Standard	1,304	2,064	7,109
-	HHE1020SB	36,120	HHE1020SGB	41,213	4,662	325	Standard	1,304	2,064	8,121
-	HHE1200SB	40,687	HHE1200SGB	Call Factory	4,662	325	Standard	1,304	2,064	8,121
-	HHE1390SB	44,202	HHE1390SGB	Call Factory	Call Factory	325	Standard	1,607	Call Factory	8,794
-	HHE1650SB	55,976	HHE1650SGB	Call Factory	4,662	325	Standard	1,304	2,275	Call Factory
-	HHE2120SB	68,835	HHE2120SGB	Call Factory	Call Factory	325	Standard	1,304	2,275	Call Factory
-	HHL400SB	16,953	HHL400SGB	22,046	4,662	325	Standard	1,099	1,709	5,085
-	HHL480SB	20,118	HHL480SGB	25,211	4,662	325	Standard	1,099	1,709	5,085
-	HHL560S1B	23,061	HHL560SSGB	28,154	4,662	325	Standard	1,099	1,709	5,941
-	HHL650SB	24,995	HHL650SGB	30,088	4,662	325	Standard	1,099	1,709	5,941
-	HHL710SB	28,115	HHL710SGB	33,208	4,662	325	Standard	1,304	2,064	7,109
-	HHL840SB	35,142	HHL840SGB	40,235	4,662	325	Standard	1,304	2,064	7,109
-	HHL890SB	35,766	HHL890SGB	40,859	4,662	325	Standard	1,304	2,064	8,121
-	HHL1050SB	39,988	HHL1050SGB	45,081	4,662	325	Standard	1,304	2,064	8,121
-	HHL1220SB	43,854	HHL1220SGB	Call Factory	Call Factory	325	Standard	1,607	Call Factory	8,794
-	HHL1440SB	54,219	HHL1440SGB	Call Factory	4,662	325	Standard	1,304	2,275	Call Factory
-	HHL1860SB	66,023	HHL1860SGB	Call Factory	Call Factory	325	Standard	1,304	2,275	Call Factory

### Regulation Requires VFD Approved Motors!

#### California Energy Commission Title 24, Section 126

Effective 01/01/2010, refrigerated warehouses with a total cold storage and frozen storage area exceeding 3,000 square feet must be variable speed and controlled in response to space conditions. Single phase evaporator fan motors less than 1 HP and less than 460V must be variable speed EC motors. Exception: Evaporators served by a single compressor without unloading capability.

#### Notes:

- Adjustable Defrost Term/Fan Delay standard.
- Beacon II™ must be ordered as a system. Models 1610, 2440, 2500, 2780 and the models 1900, 2160, 2200 (when used with 404A) require special split circuiting.
- Customer to supply VFD to control VFD approved motors.
- TXV = Expansion Valve; LLSV = Liquid Line Solenoid Valve
- 3 Phase Low temp motors and Stainless Steel Cabinet & Pan, Drain Pan Baffles, Electric Re-Heat Option, Dual Circuited Coils, and Copper Fin Coils are available. Contact your Sales Representative or Account Engineer for more information.
- Call Factory to know the pricing of Double Wall Insulated Drain Pan Option.

## Large Unit Coolers

## Hot Gas Defrost Models & Options

### When Do You Choose a Configurable Model?

- Choose when there is not a standard model listed or you want to add factory-installed options.
- When ordering a configurable model, remember to specify the voltage and fan motor type.

Chandler Standard Model	Chandler Config Model	List Price (\$US)	Factory-Installed Options List Price Adders (\$US)				
			Drain Pan Options			Mechanical Options	Coil Options
			Electric	Hot Gas Loop	Double Wall Insulated	TXV	Bronz-Glow or ElectroFin
Hot Gas Defrost Models with Totally Enclosed VFD Approved Motors - 208-230/3/60							
-	HHG450SA	15,428	Standard	615	Call Factory	1,099	4,334
-	HHG550SA	17,891	Standard	615	Call Factory	1,099	4,334
-	HHG640SA	19,803	Standard	615	Call Factory	1,099	5,189
-	HHG740SA	23,319	Standard	615	Call Factory	1,099	5,189
-	HHG810SA	28,049	Standard	615	Call Factory	1,304	6,357
-	HHG950SA	31,034	Standard	615	Call Factory	1,304	6,357
-	HHG1020SA	31,988	Standard	1,098	Call Factory	1,304	7,368
-	HHG1200SA	36,730	Standard	1,098	Call Factory	1,304	7,368
-	HHG1390SA	40,244	Standard	1,098	Call Factory	1,607	8,042
-	HHG1650SA	49,206	Standard	1,098	Call Factory	1,607	10,042
-	HHG2120SB	61,975	Standard	1,580	Call Factory	1,607	Call Factory
-	HHF400SA	14,551	Standard	615	Call Factory	1,099	4,334
-	HHF480SA	17,539	Standard	615	Call Factory	1,099	4,334
-	HHF560SA	19,629	Standard	615	Call Factory	1,099	5,189
-	HHF650SA	21,734	Standard	615	Call Factory	1,099	5,189
-	HHF710SA	23,829	Standard	615	Call Factory	1,304	6,357
-	HHF840SA	30,682	Standard	615	Call Factory	1,304	6,357
-	HHF890SA	31,988	Standard	1,098	Call Factory	1,304	7,368
-	HHF1050SA	36,028	Standard	1,098	Call Factory	1,304	7,368
-	HHF1220SA	40,244	Standard	1,098	Call Factory	1,607	8,042
-	HHF1440SA	50,262	Standard	1,098	Call Factory	1,607	10,042
-	HHF1860SB	60,924	Standard	1,580	Call Factory	1,607	Call Factory
Hot Gas Defrost Models with Totally Enclosed VFD Approved Motors - 460/3/60							
-	HHG450SA	15,428	Standard	615	Call Factory	1,099	4,334
-	HHG550SA	17,891	Standard	615	Call Factory	1,099	4,334
-	HHG640SA	19,803	Standard	615	Call Factory	1,099	5,189
-	HHG740SA	23,319	Standard	615	Call Factory	1,099	5,189
-	HHG810SA	28,049	Standard	615	Call Factory	1,304	6,357
-	HHG950SA	31,034	Standard	615	Call Factory	1,304	6,357
-	HHG1020SA	31,988	Standard	1,098	Call Factory	1,304	7,368
-	HHG1200SA	36,730	Standard	1,098	Call Factory	1,304	7,368
-	HHG1390SA	40,244	Standard	1,098	Call Factory	1,607	8,042
-	HHG1650SA	49,206	Standard	1,098	Call Factory	1,607	10,042

### Regulation Requires VFD Approved Motors!

#### California Energy Commission Title 24, Section 126

Effective 01/01/2010, refrigerated warehouses with a total cold storage and frozen storage area exceeding 3,000 square feet must be variable speed and controlled in response to space conditions. Single phase evaporator fan motors less than 1 HP and less than 460V must be variable speed EC motors. Exception: Evaporators served by a single compressor without unloading capability.

#### Notes:

- Adjustable Defrost Term/Fan Delay standard.
- Customer to supply VFD to control VFD approved motors.
- TXV = Expansion Valve
- 3 Phase Low temp motors and Stainless Steel Cabinet & Pan, Drain Pan Baffles, Electric Re-Heat Option, Dual Circuited Coils, and Copper Fin Coils are available. Contact your Sales Representative or Account Engineer for more information.
- Must specify which coating at time of order entry.



## Large Unit Coolers

## Hot Gas Defrost Models & Options

### When Do You Choose a Configurable Model?

- Choose when there is not a standard model listed or you want to add factory-installed options.
- When ordering a configurable model, remember to specify the voltage and fan motor type.

Chandler Standard Model	Chandler Config Model	List Price (\$US)	Factory-Installed Options List Price Adders (\$US)				
			Drain Pan Options			Mechanical Options	Coil Options
			Electric	Hot Gas Loop	Double Wall Insulated	TXV	Bronz-Glow or ElectroFin
-	HHG2120SB	61,975	Standard	1,580	Call Factory	1,607	Call Factory
-	HHF400SA	14,551	Standard	615	Call Factory	1,099	4,334
-	HHF480SA	17,539	Standard	615	Call Factory	1,099	4,334
-	HHF560SA	19,629	Standard	615	Call Factory	1,099	5,189
-	HHF650SA	21,734	Standard	615	Call Factory	1,099	5,189
-	HHF710SA	23,829	Standard	615	Call Factory	1,304	6,357
-	HHF840SA	30,682	Standard	615	Call Factory	1,304	6,357
-	HHF890SA	31,988	Standard	1,098	Call Factory	1,304	7,368
-	HHF1050SA	36,028	Standard	1,098	Call Factory	1,304	7,368
-	HHF1220SA	40,244	Standard	1,098	Call Factory	1,607	8,042
-	HHF1440SA	50,262	Standard	1,098	Call Factory	1,607	10,042
-	HHF1860SB	60,924	Standard	1,580	Call Factory	1,607	Call Factory

### Hot Gas Defrost Models with Standard Motors - 208-230/1/60

HHG450BA	HHG450SA	14,407	Standard	615	Call Factory	1,099	4,334
HHG550BA	HHG550SA	16,869	Standard	615	Call Factory	1,099	4,334
HHF400BA	HHF400SA	13,532	Standard	615	Call Factory	1,099	4,334
HHF480BA	HHF480SA	16,518	Standard	615	Call Factory	1,099	4,334

### Hot Gas Defrost Models with Standard Motors - 208-230/3/60

HHG450CPA	HHG450SA	15,200	Standard	615	Call Factory	1,099	4,334
HHG550CPA	HHG550SA	17,659	Standard	615	Call Factory	1,099	4,334
HHG640CA	HHG640SA	18,273	Standard	615	Call Factory	1,099	5,189
HHG640CPA	HHG640SA	19,505	Standard	615	Call Factory	1,099	5,189
HHG740CA	HHG740SA	21,789	Standard	615	Call Factory	1,099	5,189
HHG740CPA	HHG740SA	23,018	Standard	615	Call Factory	1,099	5,189
HHG810CA	HHG810SA	26,009	Standard	615	Call Factory	1,304	6,357
HHG810CPA	HHG810SA	27,589	Standard	615	Call Factory	1,304	6,357
HHG950CA	HHG950SA	28,994	Standard	615	Call Factory	1,304	6,357
HHG950CPA	HHG950SA	30,573	Standard	615	Call Factory	1,304	6,357
HHG1020CPA	HHG1020SA	31,103	Standard	1,098	Call Factory	1,304	7,368
HHG1200CPA	HHG1200SA	35,845	Standard	1,098	Call Factory	1,304	7,368
HHG1390CPA	HHG1390SA	39,359	Standard	1,098	Call Factory	1,607	8,042
HHG1650CPA	HHG1650SA	48,321	Standard	1,098	Call Factory	1,607	10,042
HHG2120CPB	HHG2120SB	60,795	Standard	1,580	Call Factory	1,607	Call Factory
HHF400CPA	HHF400SA	14,320	Standard	615	Call Factory	1,099	4,334

### Regulation Requires VFD Approved Motors!

#### California Energy Commission Title 24, Section 126

Effective 01/01/2010, refrigerated warehouses with a total cold storage and frozen storage area exceeding 3,000 square feet must be variable speed and controlled in response to space conditions. Single phase evaporator fan motors less than 1 HP and less than 460V must be variable speed EC motors. Exception: Evaporators served by a single compressor without unloading capability.

#### Notes:

- Adjustable Defrost Term/Fan Delay standard.
- Customer to supply VFD to control VFD approved motors.
- TXV = Expansion Valve
- 3 Phase Low temp motors and Stainless Steel Cabinet & Pan, Drain Pan Baffles, Electric Re-Heat Option, Dual Circuited Coils, and Copper Fin Coils are available. Contact your Sales Representative or Account Engineer for more information.
- Must specify which coating at time of order entry.

## Large Unit Coolers

## Hot Gas Defrost Models & Options

### When Do You Choose a Configurable Model?

- Choose when there is not a standard model listed or you want to add factory-installed options.
- When ordering a configurable model, remember to specify the voltage and fan motor type.

Chandler Standard Model	Chandler Config Model	List Price (\$US)	Factory-Installed Options List Price Adders (\$US)				
			Drain Pan Options			Mechanical Options	Coil Options
			Electric	Hot Gas Loop	Double Wall Insulated	TXV	Bronz-Glow or ElectroFin
HHF480CPA	HHF480SA	17,312	Standard	615	Call Factory	1,099	4,334
HHF560CA	HHF560SA	18,099	Standard	615	Call Factory	1,099	5,189
HHF560CPA	HHF560SA	19,329	Standard	615	Call Factory	1,099	5,189
HHF650CA	HHF650SA	20,204	Standard	615	Call Factory	1,099	5,189
HHF650CPA	HHF650SA	21,436	Standard	615	Call Factory	1,099	5,189
HHF710CA	HHF710SA	21,789	Standard	615	Call Factory	1,304	6,357
HHF710CPA	HHF710SA	23,371	Standard	615	Call Factory	1,304	6,142
HHF840CA	HHF840SA	28,642	Standard	615	Call Factory	1,304	6,357
HHF840CPA	HHF840SA	30,219	Standard	615	Call Factory	1,304	6,357
HHF890CPA	HHF890SA	31,103	Standard	1,098	Call Factory	1,304	7,368
HHF1050CPA	HHF1050SA	35,143	Standard	1,098	Call Factory	1,304	7,368
HHF1220CPA	HHF1220SA	39,359	Standard	1,098	Call Factory	1,607	8,042
HHF1440CPA	HHF1440SA	49,377	Standard	1,098	Call Factory	1,607	10,042
HHF1860CPB	HHF1860SB	59,744	Standard	1,580	Call Factory	1,607	Call Factory
<b>Hot Gas Defrost Models with Standard Motors - 460/1/60</b>							
HHG450MA	HHG450SA	14,407	Standard	615	Call Factory	1,099	4,334
HHG550MA	HHG550SA	16,869	Standard	615	Call Factory	1,099	4,334
HHF400MA	HHF400SA	13,532	Standard	615	Call Factory	1,099	4,334
HHF480MA	HHF480SA	16,518	Standard	615	Call Factory	1,099	4,334
<b>Hot Gas Defrost Models with Standard Motors - 460/3/60</b>							
HHG450DPA	HHG450SA	15,200	Standard	615	Call Factory	1,099	4,334
HHG550DPA	HHG550SA	17,659	Standard	615	Call Factory	1,099	4,334
HHG640DA	HHG640SA	18,273	Standard	615	Call Factory	1,099	5,189
HHG640DPA	HHG640SA	19,505	Standard	615	Call Factory	1,099	5,189
HHG740DA	HHG740SA	21,789	Standard	615	Call Factory	1,099	5,189
HHG740DPA	HHG740SA	23,018	Standard	615	Call Factory	1,099	5,189
HHG810DA	HHG810SA	26,009	Standard	615	Call Factory	1,304	6,357
HHG810DPA	HHG810SA	27,589	Standard	615	Call Factory	1,304	6,357
HHG950DA	HHG950SA	28,994	Standard	615	Call Factory	1,304	6,357
HHG950DPA	HHG950SA	30,573	Standard	615	Call Factory	1,304	6,357
HHG1020DPA	HHG1020SA	31,103	Standard	1,098	Call Factory	1,304	7,368
HHG1200DPA	HHG1200SA	35,845	Standard	1,098	Call Factory	1,304	7,368
HHG1390DPA	HHG1390SA	39,359	Standard	1,098	Call Factory	1,607	8,042
HHG1650DPA	HHG1650SA	48,321	Standard	1,098	Call Factory	1,607	10,042

### Regulation Requires VFD Approved Motors!

#### California Energy Commission Title 24, Section 126

Effective 01/01/2010, refrigerated warehouses with a total cold storage and frozen storage area exceeding 3,000 square feet must be variable speed and controlled in response to space conditions. Single phase evaporator fan motors less than 1 HP and less than 460V must be variable speed EC motors. Exception: Evaporators served by a single compressor without unloading capability.

#### Notes:

- Adjustable Defrost Term/Fan Delay standard.
- Customer to supply VFD to control VFD approved motors.
- TXV = Expansion Valve
- 3 Phase Low temp motors and Stainless Steel Cabinet & Pan, Drain Pan Baffles, Electric Re-Heat Option, Dual Circuited Coils, and Copper Fin Coils are available. Contact your Sales Representative or Account Engineer for more information.
- Must specify which coating at time of order entry.



### Large Unit Coolers

### Hot Gas Defrost Models & Options

#### When Do You Choose a Configurable Model?

- Choose when there is not a standard model listed or you want to add factory-installed options.
- When ordering a configurable model, remember to specify the voltage and fan motor type.

Chandler Standard Model	Chandler Config Model	List Price (\$US)	Factory-Installed Options List Price Adders (\$US)				
			Drain Pan Options			Mechanical Options	Coil Options
			Electric	Hot Gas Loop	Double Wall Insulated	TXV	Bronz-Glow or ElectroFin
HHG2120DPB	HHG2120SB	60,795	Standard	1,580	Call Factory	1,607	Call Factory
HHF400DPA	HHF400SA	14,320	Standard	615	Call Factory	1,099	4,334
HHF480DPA	HHF480SA	17,312	Standard	615	Call Factory	1,099	4,334
HHF560DA	HHF560SA	18,099	Standard	615	Call Factory	1,099	5,189
HHF560DPA	HHF560SA	19,329	Standard	615	Call Factory	1,099	5,189
HHF650DA	HHF650SA	20,204	Standard	615	Call Factory	1,099	5,189
HHF650DPA	HHF650SA	21,436	Standard	615	Call Factory	1,099	5,189
HHF710DA	HHF710SA	21,789	Standard	615	Call Factory	1,304	6,357
HHF710DPA	HHF710SA	23,371	Standard	615	Call Factory	1,304	6,357
HHF840DA	HHF840SA	28,642	Standard	615	Call Factory	1,304	6,357
HHF840DPA	HHF840SA	30,219	Standard	615	Call Factory	1,304	6,357
HHF890DPA	HHF890SA	31,103	Standard	1,098	Call Factory	1,304	7,368
HHF1050DPA	HHF1050SA	35,143	Standard	1,098	Call Factory	1,304	7,368
HHF1220DPA	HHF1220SA	39,359	Standard	1,098	Call Factory	1,607	8,042
HHF1440DPA	HHF1440SA	49,377	Standard	1,098	Call Factory	1,607	10,042
HHF1860DPB	HHF1860SB	59,744	Standard	1,580	Call Factory	1,607	Call Factory
<b>Hot Gas Defrost Models with High CFM Motors - 208-230/3/60</b>							
-	HHG450SA	17,483	Standard	615	Call Factory	1,099	4,334
-	HHG550SA	19,945	Standard	615	Call Factory	1,099	4,334
-	HHG640SA	22,884	Standard	615	Call Factory	1,099	5,189
-	HHG740SA	26,400	Standard	615	Call Factory	1,099	5,189
-	HHG810SA	32,157	Standard	615	Call Factory	1,304	6,357
-	HHG950SA	35,142	Standard	615	Call Factory	1,304	6,357
-	HHG1020SA	35,417	Standard	1,098	Call Factory	1,304	7,368
-	HHG1200SA	40,159	Standard	1,098	Call Factory	1,304	7,368
-	HHG1390SA	43,673	Standard	1,098	Call Factory	1,607	8,042
-	HHG1650SA	52,635	Standard	1,098	Call Factory	1,607	10,042
-	HHG2120SB	66,547	Standard	1,580	Call Factory	1,607	Call Factory
-	HHF400SA	16,608	Standard	615	Call Factory	1,099	4,334
-	HHF480SA	19,593	Standard	615	Call Factory	1,099	4,334
-	HHF560SA	22,710	Standard	615	Call Factory	1,099	5,189
-	HHF650SA	24,815	Standard	615	Call Factory	1,099	5,189
-	HHF710SA	27,937	Standard	615	Call Factory	1,304	6,357
-	HHF840SA	34,790	Standard	615	Call Factory	1,304	6,357

#### Regulation Requires VFD Approved Motors!

##### California Energy Commission Title 24, Section 126

Effective 01/01/2010, refrigerated warehouses with a total cold storage and frozen storage area exceeding 3,000 square feet must be variable speed and controlled in response to space conditions. Single phase evaporator fan motors less than 1 HP and less than 460V must be variable speed EC motors. Exception: Evaporators served by a single compressor without unloading capability.

##### Notes:

- Adjustable Defrost Term/Fan Delay standard.
- Customer to supply VFD to control VFD approved motors.
- TXV = Expansion Valve
- 3 Phase Low temp motors and Stainless Steel Cabinet & Pan, Drain Pan Baffles, Electric Re-Heat Option, Dual Circuited Coils, and Copper Fin Coils are available. Contact your Sales Representative or Account Engineer for more information.
- Must specify which coating at time of order entry.

## Large Unit Coolers

## Hot Gas Defrost Models & Options

### When Do You Choose a Configurable Model?

- Choose when there is not a standard model listed or you want to add factory-installed options.
- When ordering a configurable model, remember to specify the voltage and fan motor type.

Chandler Standard Model	Chandler Config Model	List Price (\$US)	Factory-Installed Options List Price Adders (\$US)				
			Drain Pan Options			Mechanical Options	Coil Options
			Electric	Hot Gas Loop	Double Wall Insulated	TXV	Bronz-Glow or ElectroFin
-	HHF890SA	35,417	Standard	1,098	Call Factory	1,304	7,368
-	HHF1050SA	39,457	Standard	1,098	Call Factory	1,304	7,368
-	HHF1220SA	43,673	Standard	1,098	Call Factory	1,607	8,042
-	HHF1440SA	53,691	Standard	1,098	Call Factory	1,607	10,042
-	HHF1860SB	65,496	Standard	1,580	Call Factory	1,607	Call Factory
<b>Hot Gas Defrost Models with High CFM Motors - 460/3/60</b>							
-	HHG450SA	17,483	Standard	615	Call Factory	1,099	4,334
-	HHG550SA	19,945	Standard	615	Call Factory	1,099	4,334
-	HHG640SA	22,884	Standard	615	Call Factory	1,099	5,189
-	HHG740SA	26,400	Standard	615	Call Factory	1,099	5,189
-	HHG810SA	32,157	Standard	615	Call Factory	1,304	6,357
-	HHG950SA	35,142	Standard	615	Call Factory	1,304	6,357
-	HHG1020SA	35,417	Standard	1,098	Call Factory	1,304	7,368
-	HHG1200SA	40,159	Standard	1,098	Call Factory	1,304	7,368
-	HHG1390SA	43,673	Standard	1,098	Call Factory	1,607	8,042
-	HHG1650SA	52,635	Standard	1,098	Call Factory	1,607	10,042
-	HHG2120SB	66,547	Standard	1,580	Call Factory	1,607	Call Factory
-	HHF400SA	16,608	Standard	615	Call Factory	1,099	4,334
-	HHF480SA	19,593	Standard	615	Call Factory	1,099	4,334
-	HHF560SA	22,710	Standard	615	Call Factory	1,099	5,189
-	HHF650SA	24,815	Standard	615	Call Factory	1,099	5,189
-	HHF710SA	27,937	Standard	615	Call Factory	1,304	6,357
-	HHF840SA	34,790	Standard	615	Call Factory	1,304	6,357
-	HHF890SA	35,417	Standard	1,098	Call Factory	1,304	7,368
-	HHF1050SA	39,457	Standard	1,098	Call Factory	1,304	7,368
-	HHF1220SA	43,673	Standard	1,098	Call Factory	1,607	8,042
-	HHF1440SA	53,691	Standard	1,098	Call Factory	1,607	10,042
-	HHF1860SB	65,496	Standard	1,580	Call Factory	1,607	Call Factory

### Regulation Requires VFD Approved Motors!

#### California Energy Commission Title 24, Section 126

Effective 01/01/2010, refrigerated warehouses with a total cold storage and frozen storage area exceeding 3,000 square feet must be variable speed and controlled in response to space conditions. Single phase evaporator fan motors less than 1 HP and less than 460V must be variable speed EC motors. Exception: Evaporators served by a single compressor without unloading capability.

#### Notes:

- Adjustable Defrost Term/Fan Delay standard.
- Customer to supply VFD to control VFD approved motors.
- TXV = Expansion Valve
- 3 Phase Low temp motors and Stainless Steel Cabinet & Pan, Drain Pan Baffles, Electric Re-Heat Option, Dual Circuited Coils, and Copper Fin Coils are available. Contact your Sales Representative or Account Engineer for more information.
- Must specify which coating at time of order entry.

## Large Unit Coolers

## Hot Gas Reverse Cycle Kits

### Need a Hot Gas Reverse Cycle Kit?

Need help? Please contact your local Sales Representative or Account Engineer for assistance.

### Kits for Models with Standard Electric Pan

Chandler Hot Gas Models Used On		Factory-Installed		Shipped-Loose	
HHG	HHF	Option Code	List Price Adder (\$US)	Part Number	List Price (\$US)
450 - 550	400 - 480	RCK.EP-1	3,282	89910901	969
640 - 950	560 - 840	RCK.EP-2	3,282	89910902	1,110
1020	890	RCK.EP-3	3,282	89910903	1,384
1200	1050	RCK.EP-4	4,786	89910904	1,535
1390	1220	RCK.EP-5	4,786	89911101	1,710
1650 - 2120	1440 - 1860	RCK.EP-6	4,786	89911301	1,710

#### Notes:

- Factory-installed kits include expansion valve and TXV bypass check valve assembly. Specify valve model style, refrigerant, and SST on order.
- Shipped-loose kits include one check valve and piping for TXV bypass around expansion valve. Kit does not include expansion valve.

### Kits for Models with Optional Hot Gas Pan

Chandler Hot Gas Models Used On		Factory-Installed		Shipped-Loose	
HHG	HHF	Option Code	List Price Adder (\$US)	Part Number	List Price (\$US)
450 - 550	400 - 480	RCK.HGP-1	5,020	89910905	2,400
640 - 950	560 - 840	RCK.HGP-2	5,635	89910906	3,048
1020	890	RCK.HGP-3	5,898	89910907	3,323
1200	1050	RCK.HGP-4	6,566	89910908	3,737
1390	1220	RCK.HGP-5	8,863	89911102	5,861
1650	1440	RCK.HGP-6	9,423	89911302	6,452
2120	1860	RCK.HGP-7	9,440	89911303	6,472

#### Notes:

- Factory installed kits included expansion valve, TXV Bypass check valve assembly, suction check valve assembly, and drain pan check valve assembly. Kit does not include hot gas pan price. Specify valve model style, refrigerant, and SST on order.
- Shipped-loose kits include one check valve and piping for TXV bypass around expansion valve, one check valve and piping for drain pan assembly and one check valve and piping for suction assembly. Kit does not include Hot gas pan pricing. Kit does not include expansion valve.

## Large Unit Coolers

## Shipped-Loose Accessories

A wide range of shipped-loose accessories are available to order. Can't Find Something or need help selecting the appropriate accessory for your unit? Please contact your local Sales Representative or Account Engineer for assistance.

Part Number	Description	List Price (\$US)	Notes
<b>Room Thermostats</b>			
2891040	Room Thermostat	309	-
28963301	Electronic Room Thermostat	502	-
<b>Extended Throw</b>			
89910701	Collar for Air Throw (24" fan)	535	Must be used with wire fan guards. Must order 1 per fan.
89904401	Collar for Air Throw (30" fan)	713	Must be used with wire fan guards. Must order 1 per fan.
<b>Defrost Controls</b>			
21340101	Electric Defrost Timer (60 Hz)	362	-
5505-R	30-Amp Contactor	387	Use as fan or heater contactor
5738-N	50-Amp Contactor	440	Use Interlink part 2252340
<b>Check Valves</b>			
5731F	1 5/8" Suction Line Check Valve	881	-
2933034	2 1/8" Suction Line Check Valve	1,805	-
2933042	2 5/8" Suction Line Check Valve	2,078	-
<b>Drain Line Heaters</b>			
5508Q	6 ft. Drain Line heater (208-230V, 42 Watts)	157	-
5594P	12 ft. Drain Line heater (208-230V, 84 Watts)	171	-
5595P	18 ft. Drain Line heater (208-230V, 126 Watts)	203	-
5596P	36 ft. Drain Line heater (208-230V, 252 Watts)	311	-
5597P	60 ft. Drain Line heater (208-230V, 420 Watts)	573	-
<b>Heat Exchangers</b>			
24200009	Heat Exchanger used on 520 - 630 Air Defrost Models, 450 - 550 Electric & Hot Gas Defrost Models (6 FPI), and 400 - 480 Electric & Hot Gas Defrost Models (4.5 FPI)	605	7/8" Liquid Connection OD, 1 5/8" Suction Connection OD, 16" Length, 4lbs Approx. Ship Wt.
24200010	Heat Exchanger used on 750 - 850 Air Defrost Models	929	7/8" Liquid Connection OD, 2 1/8" Suction Connection OD, 17" Length, 6lbs Approx. Ship Wt.
24200011	Heat Exchanger used on 930 - 1400 Air Defrost Models, 640 Electric & Hot Gas Defrost Models (6 FPI), and 560 - 650 Electric & Hot Gas Defrost Models (4.5 FPI)	1,275	7/8" Liquid Connection OD, 2 1/8" Suction Connection OD, 25" Length, 8lbs Approx. Ship Wt.
24200012	Heat Exchanger used on 740 - 1390 Electric & Hot Gas Defrost Models (6 FPI), and 710 - 1220 Electric & Hot Gas Defrost Models (4.5 FPI)	1,496	1 1/8" Liquid Connection OD, 2 1/8" Suction Connection OD, 27" Length, 9lbs Approx. Ship Wt.
24200013	Heat Exchanger used on 1610 - 2440 Air Defrost Models	1,608	1 1/8" Liquid Connection OD, 2 5/8" Suction Connection OD, 28" Length, 10lbs Approx. Ship Wt.
24200015	Heat Exchanger used on 2500 - 2780 Air Defrost Models, 1650 - 2120 Electric & Hot Gas Defrost Models (6 FPI), and 1440 - 1860 Electric & Hot Gas Defrost Models (4.5 FPI)	2,169	1 3/8" Liquid Connection OD, 2 5/8" Suction Connection OD, 32" Length, 10lbs Approx. Ship Wt.

### Large Unit Coolers

### Shipped-Loose Accessories

#### Expansion Valves (TXV)

When placing order, please specify refrigerant type, saturated suction temperature (SST), liquid temperature, and room temperature.

Part Number	List Price (\$US)	Capacity Range (BTUH)
TXV036	359	24,000 BTUH to 36,000 BTUH
TXV060	583	36,000 BTUH to 60,000 BTUH
TXV120	738	60,000 BTUH to 120,000 BTUH
TXV360	930	120,000 BTUH to 360,000 BTUH
TXV540	1,350	360,000 BTUH to 540,000 BTUH

#### Liquid-line Solenoid Valves (LLSV)

Part Number	List Price (\$US)	Size	Capacity Range (R-404A)	
			Medium Temperature Application (BTUH)	Low Temperature Application (BTUH)
5766Y	371	1/2	51,000 BTUH to 72,000 BTUH	44,000 BTUH to 62,000 BTUH
5768Y	492	5/8	72,000 BTUH to 144,000 BTUH	62,000 BTUH to 120,000 BTUH
5804E	608	7/8	144,000 BTUH to 216,000 BTUH	120,000 BTUH to 185,000 BTUH
5803E	760	1 1/8	216,000 BTUH to 380,000 BTUH	185,000 BTUH to 315,000 BTUH
29318011	371	3/8	24,000 BTUH to 44,000 BTUH	21,000 BTUH to 38,000 BTUH
29318012	371	1/2	36,000 BTUH to 51,000 BTUH	31,000 BTUH to 44,000 BTUH
2930117 (120V)	1,096	1 3/8	380,000 BTUH to 652,000 BTUH	315,000 BTUH to 540,000 BTUH
2930104	1,096	1 3/8	380,000 BTUH to 652,000 BTUH	315,000 BTUH to 540,000 BTUH

## 1/2 - 6 HP Horizontal Air Discharge

## Overview



### Product Description

The 1/2 through 6 HP line of air-cooled condensing units with HyperCore™ microchannel coil technology is ideal for convenience store, restaurant and other commercial applications. Available with hermetic, Scroll®, or semi-hermetic compressors and indoor or outdoor models, this line is a good fit for many applications.

Opting for IntelliGen™ / Beacon II™ Refrigeration System with Smart Defrost, factory mounted Smart Defrost Kit (TM), or Variable Speed EC (VSEC) Motor with Orbus (TM) Controller increase energy efficiency of the refrigeration system.

### Certifications



### Cabinet & Construction

- HyperCore microchannel coil technology standard on most models.
- Painted steel cabinets for superior strength and corrosion protection
- Heavy duty steel raised base with 1-1/2" legs
- Fan guards and wiring conduit on indoor models

### Serviceability

- Suction service valves for hermetic and scroll compressors located outside the cabinet for quick installations. Semi-hermetic compressor models have a suction valve on the compressor and an access fitting on the suction line entering the cabinet.
- Receiver with fusible plug, liquid shutoff valve and charging port is standard
- Large electrical panel for ease of access
- Prefabricated wiring harnesses for tight crimp connections and consistent labeling
- Unit stays on if the hood is removed for servicing
- Sight glass is easily viewable

### Quality

- All units are completely leak tested in a helium environment, bump tested and allowed to cycle off on the high and low pressure control. Each unit has a copy of the run data shipped inside the electrical panel
- Electrical circuits are completely checked for continuity
- Piping is laid out to minimize stress and vibration and is pre-bent to eliminate leaks
- Encapsulated, auto-reset, high and low pressure controls to eliminate leaks (adjustable low pressure control standard on low temperature, extended medium temperature and medium temperature scroll models.)

### Components

#### Fan

- Specifically matched with motor and coil to attain maximum air movement and cooling

#### Motor

- Rated for 50 and 60 cycle application
- Standard PSC or optional Variable Speed EC (VSEC) with Orbus™ Controller

#### Compressor

- Wide variety of compressors including: hermetic, semi-hermetic and scroll. R-404A/507, R407A, R407C, R407F, R448A, and R449A available for both medium and low temperature applications
- Spring-mounted compressors with vibration eliminators on all 1-1/2 to 6 HP semi-hermetic compressors; 1/2 to 1 HP compressors are rigid mounted and have a discharge loop
- Discharge service valves come standard on all units including hermetics

### Nomenclature

C	Z	T	X	10	M	6	C	-
Model	Compressor	Application	Manufacture	Equiv. HP	Temperature	Refrigerant	Voltage	Identifier
C = Chandler	H = Hermetic S = Semi-Hermetic Z = Scroll	S = IntelliGen™/Beacon II™ T = Outdoor N = Indoor	X = LG O = Copeland	05 = 1/2 HP 08/09 = 3/4 HP 10,11 = 1 HP 1* = 1-1/2 HP 2* = 2 HP 3* = 3HP 4* = 4 HP 5* = 5 HP 60 = 6 HP	H = High L = Low M = Medium E = Extra Low X = Extended Medium	6 = R-404A/ R-507A, R-407A/F, R-407C, R-448A/ R-449A	B = 208-230/1/60 C = 208-230/3/60 D = 460/3/60	Blank = Configurable Model F = Stockable Model FM = Stockable Model with No Accumulator FMT = Stockable Model with Timer and No Accumulator

### ½ - 6 HP Horizontal Air Discharge Standard & Configurable Models Pricing

#### Standard Outdoor

- Prepainted galvanized cabinet
- Head pressure control valve
- Crankcase heater
- Fixed low pressure control for M6, & H6 models.
- Adjustable low pressure control for L6 & X6 models
- Liquid-line drier assembly
- Electric defrost timer on 011-035L6 and electric defrost kit on 040-060L6

#### Configurable Models

##### Outdoor (T)

- Prepainted galvanized cabinet
- Head pressure control valve
- Crankcase heater
- Fixed low pressure control for M6, & H6 models.
- Adjustable low pressure control for L6, X6 and Scroll M6 models

##### Indoor (N)

- No cabinet hood
- Fan guards
- Wiring conduit
- Fixed low pressure control for H2, M6, & H6 models.
- Adjustable low pressure control for L6, X6 and Scroll M6 models

##### intelliGen™ / Beacon II™

- Outdoor Unit with hood
- Head pressure control valve
- Wired for intelliGen™ / Beacon II™ control
- intelliGen™ / Beacon II™ fan cycling for two fan units only

**Need to customize?** Look at the factory-installed options starting on page 94.

Standard Outdoor		Outdoor (T)		Indoor (N)		intelliGen™ / Beacon II™		Voltage	Cabinet	Notes
Chandler Model	List Price (\$US)	Chandler Model	List Price (\$US)	Chandler Model	List Price (\$US)	Chandler Model	List Price (\$US)			
Hermetic High Temperature (R-404A/507)										
CHT005H6BF	6,342	CHT005H6B	5,777	CHN005H6B	4,585	CHS005H6B	6,255	208-230/1/60	A	-
CHT009H6BF	6,851	CHT009H6B	6,286	CHN009H6B	4,838	CHS009H6B	6,761	208-230/1/60	A	-
CHT010H6BF	7,210	CHT010H6B	6,645	CHN010H6B	5,195	CHS010H6B	7,121	208-230/1/60	A	See footnote 1
CHT010H6CF	7,123	CHT010H6C	6,558	CHN010H6C	5,271	CHS010H6C	7,033	208-230/3/60	A	See footnote 1
CHT015H6BF	7,822	CHT015H6B	7,257	CHN015H6B	5,798	CHS015H6B	8,148	208-230/1/60	B	-
CHT015H6CF	7,796	CHT015H6C	7,231	CHN015H6C	5,774	CHS015H6C	8,119	208-230/3/60	B	-
CHT025H6BF	8,592	CHT025H6B	8,027	CHN025H6B	6,863	CHS025H6B	8,751	208-230/1/60	B	-
CHT025H6CF	8,391	CHT025H6C	7,826	CHN025H6C	6,705	CHS025H6C	8,549	208-230/3/60	B	-
CHT032H6BF	9,480	CHT032H6B	8,825	CHN032H6B	7,773	CHS032H6B	9,301	208-230/1/60	D	-
CHT032H6CF	9,281	CHT032H6C	8,626	CHN032H6C	7,570	CHS032H6C	9,102	208-230/3/60	D	-
Hermetic Extended Temperature (R-404A/507, R407C, R448A, and R449A)										
CHT005X6BFM	6,510	CHT005X6B	5,945	CHN005X6B	4,754	CHS005X6B	6,421	208-230/1/60	A	See footnote 2
CHT008X6BFM	6,568	CHT008X6B	6,003	CHN008X6B	4,795	CHS008X6B	6,479	208-230/1/60	A	See footnote 2
CHT009X6BFM	7,018	CHT009X6B	6,453	CHN009X6B	5,006	CHS009X6B	6,928	208-230/1/60	A	See footnote 2
CHT010X6BFM	7,378	CHT010X6B	6,813	CHN010X6B	5,361	CHS010X6B	7,288	208-230/1/60	A	See footnote 1, 2
CHT010X6CFM	7,288	CHT010X6C	6,723	CHN010X6C	5,271	CHS010X6C	7,199	208-230/3/60	A	See footnote 1, 2
CHT005X6BFMT	7,112	-	-	-	-	-	-	208-230/1/60	A	See footnote 3
CHT008X6BFMT	7,170	-	-	-	-	-	-	208-230/1/60	A	See footnote 3
CHT009X6BFMT	7,620	-	-	-	-	-	-	208-230/1/60	A	See footnote 3
CHT010X6BFMT	7,980	-	-	-	-	-	-	208-230/1/60	A	See footnote 1, 3
CHT010X6CFMT	7,890	-	-	-	-	-	-	208-230/3/60	A	See footnote 1, 3
Hermetic Extended/Medium Temperature (R-404A/507)										
CHT015X6BFM	7,990	CHT015X6B	7,425	CHN015X6B	5,964	CHS015X6B	8,314	208-230/1/60	B	See footnote 2
CHT015X6CFM	7,963	CHT015X6C	7,398	CHN015X6C	5,941	CHS015X6C	8,287	208-230/3/60	B	See footnote 2
CHT020X6BFM	8,419	CHT020X6B	7,854	CHN020X6B	6,392	CHS020X6B	8,745	208-230/1/60	B	See footnote 2
CHT020X6CFM	8,585	CHT020X6C	8,020	CHN020X6C	6,562	CHS020X6C	8,908	208-230/3/60	B	See footnote 2

#### Notes:

1. Not Suitable for R-507
2. Suction accumulator is available as an option.
3. Includes electric defrost timer.
4. Includes air defrost timer. Suitable for medium temperature applications only.
5. Includes standard liquid line required for liquid injection.
6. Model provided with Round Tube Plate Fin (RTPF) condenser coil instead of microchannel coil.
7. Model provided with adjustable low pressure switch. Can also be used for R-407A/F, R-407C and R-448A/449A Medium temperature applications.



## ½ - 6 HP Horizontal Air Discharge Standard & Configurable Models Pricing

Standard Outdoor		Outdoor (T)		Indoor (N)		intelliGen™ / Beacon II™		Voltage	Cabinet	Notes
Chandler Model	List Price (\$US)	Chandler Model	List Price (\$US)	Chandler Model	List Price (\$US)	Chandler Model	List Price (\$US)			
CHT025X6BFM	9,099	CHT025X6B	8,534	CHN025X6B	7,031	CHS025X6B	8,919	208-230/1/60	B	See footnote 2
CHT025X6CFM	8,939	CHT025X6C	8,374	CHN025X6C	6,872	CHS025X6C	8,717	208-230/3/60	B	See footnote 2
-	-	CHT025X6D	9,379	CHN025X6D	7,875	CHS025X6D	9,740	460/3/60	B	See footnote 2
CHT030X6BFM	9,135	CHT030X6B	8,480	CHN030X6B	7,426	CHS030X6B	8,956	208-230/1/60	D	See footnote 2
CHT030X6CFM	8,935	CHT030X6C	8,280	CHN030X6C	7,229	CHS030X6C	8,753	208-230/3/60	D	See footnote 2
-	-	CHT030X6D	9,302	CHN030X6D	8,251	CHS030X6D	9,778	460/3/60	D	See footnote 2
CHT032X6BFM	9,648	CHT032X6B	8,993	CHN032X6B	7,942	CHS032X6B	9,468	208-230/1/60	D	See footnote 2
CHT032X6CFM	9,448	CHT032X6C	8,793	CHN032X6C	7,738	CHS032X6C	9,269	208-230/3/60	D	See footnote 2
-	-	CHT032X6D	9,839	CHN032X6D	8,789	CHS032X6D	10,317	460/3/60	D	See footnote 2
CHT015X6BFMT	8,592	-	-	-	-	-	-	208-230/1/60	B	See footnote 3
CHT015X6CFMT	8,565	-	-	-	-	-	-	208-230/3/60	B	See footnote 3
CHT020X6BFMT	9,021	-	-	-	-	-	-	208-230/1/60	B	See footnote 3
CHT020X6CFMT	9,187	-	-	-	-	-	-	208-230/3/60	B	See footnote 3
CHT025X6BFMT	9,701	-	-	-	-	-	-	208-230/1/60	B	See footnote 3
CHT025X6CFMT	9,541	-	-	-	-	-	-	208-230/3/60	B	See footnote 3
CHT030X6BFMT	9,737	-	-	-	-	-	-	208-230/1/60	D	See footnote 4
CHT030X6CFMT	9,537	-	-	-	-	-	-	208-230/3/60	D	See footnote 4
CHT032X6BFMT	10,250	-	-	-	-	-	-	208-230/1/60	D	See footnote 4
CHT032X6CFMT	10,050	-	-	-	-	-	-	208-230/3/60	D	See footnote 4
<b>Hermetic Low Temperature (R-404A/507)</b>										
CHT011L6BF	7,786	CHT011L6B	6,619	CHN011L6B	5,405	CHS011L6B	7,095	208-230/1/60	A	-
CHT011L6CF	7,916	CHT011L6C	6,749	CHN011L6C	5,510	CHS011L6C	7,223	208-230/3/60	A	-
CHT014L6BF	7,816	CHT014L6B	6,649	CHN014L6B	5,439	CHS014L6B	7,125	208-230/1/60	A	-
CHT014L6CF	7,965	CHT014L6C	6,798	CHN014L6C	5,567	CHS014L6C	7,275	208-230/3/60	A	-
CHT019L6BF	8,180	CHT019L6B	7,013	CHN019L6B	5,678	CHS019L6B	7,695	208-230/1/60	B	-
CHT019L6CF	8,434	CHT019L6C	7,267	CHN019L6C	5,918	CHS019L6C	7,935	208-230/3/60	B	-
CHT025L6BF	8,540	CHT025L6B	7,373	CHN025L6B	5,912	CHS025L6B	8,262	208-230/1/60	B	-
CHT025L6CF	8,902	CHT025L6C	7,735	CHN025L6C	6,269	CHS025L6C	8,623	208-230/3/60	B	-
CHT031L6BF	11,248	CHT031L6B	9,991	CHN031L6B	8,997	CHS031L6B	10,883	208-230/1/60	C	-
CHT031L6CF	11,401	CHT031L6C	10,144	CHN031L6C	9,148	CHS031L6C	11,035	208-230/3/60	C	-
-	-	CHT031L6D	10,694	CHN031L6D	9,698	CHS031L6D	11,583	460/3/60	C	-
<b>Scroll Medium Temperature (R-404A/507, R407A, R407C, R448A, and R449A)</b>										
-	-	CZT005M6B	6,268	CZN005M6B	5,893	CZS005M6B	6,645	208-230/1/60	C	See footnote 7
-	-	CZT005M6C	6,362	CZN005M6C	5,980	CZS005M6C	6,743	208-230/3/60	C	See footnote 7
-	-	CZT008M6B	6,919	CZN008M6B	6,505	CZS008M6B	7,334	208-230/1/60	C	See footnote 7
-	-	CZT008M6C	7,022	CZN008M6C	6,601	CZS008M6C	7,444	208-230/3/60	C	See footnote 7
-	-	CZT009M6B	7,265	CZN009M6B	6,829	CZS009M6B	7,700	208-230/1/60	C	See footnote 7
-	-	CZT009M6C	7,374	CZN009M6C	6,931	CZS009M6C	7,816	208-230/3/60	C	See footnote 7

### Notes:

1. Not Suitable for R-507
2. Suction accumulator is available as an option.
3. Includes electric defrost timer.
4. Includes air defrost timer. Suitable for medium temperature applications only.
5. Includes standard liquid line required for liquid injection.
6. Model provided with Round Tube Plate Fin (RTPF) condenser coil instead of microchannel coil.
7. Model provided with adjustable low pressure switch. Can also be used for R-407A/F, R-407C and R-448A/449A Medium temperature applications.

### ½ - 6 HP Horizontal Air Discharge Standard & Configurable Models Pricing

Standard Outdoor		Outdoor (T)		Indoor (N)		intelliGen™ / Beacon II™		Voltage	Cabinet	Notes
Chandler Model	List Price (\$US)	Chandler Model	List Price (\$US)	Chandler Model	List Price (\$US)	Chandler Model	List Price (\$US)			
-	-	CZTX10M6B	7,501	CZNX10M6B	7,014	CZSX10M6B	7,931	208-230/1/60	C	See footnote 7
-	-	CZT010M6B	7,764	CZN010M6B	7,259	CZS010M6B	8,209	208-230/1/60	C	See footnote 7
-	-	CZTX10M6C	7,474	CZNX10M6C	6,989	CZSX10M6C	7,903	208-230/3/60	C	See footnote 7
-	-	CZT010M6C	7,736	CZN010M6C	7,234	CZS010M6C	8,180	208-230/3/60	C	See footnote 7
-	-	CZTX10M6D	8,343	CZNX10M6D	7,803	CZSX10M6D	8,823	460/3/60	C	See footnote 7
-	-	CZT010M6D	8,635	CZN010M6D	8,076	CZS010M6D	9,132	460/3/60	C	See footnote 7
-	-	CZTX15M6B	8,483	CZNX15M6B	7,934	CZSX15M6B	8,970	208-230/1/60	C	See footnote 7
-	-	CZT015M6B	8,780	CZN015M6B	8,212	CZS015M6B	9,284	208-230/1/60	C	See footnote 7
-	-	CZTX15M6C	8,323	CZNX15M6C	7,784	CZSX15M6C	8,803	208-230/3/60	C	See footnote 7
-	-	CZT015M6C	8,614	CZN015M6C	8,056	CZS015M6C	9,111	208-230/3/60	C	See footnote 7
-	-	CZTX15M6D	9,293	CZNX15M6D	8,692	CZSX15M6D	9,828	460/3/60	C	See footnote 7
-	-	CZT015M6D	9,618	CZN015M6D	8,996	CZS015M6D	10,172	460/3/60	C	See footnote 7
-	-	CZTX20M6B	8,493	CZNX20M6B	7,821	CZSX20M6B	9,348	208-230/1/60	C	See footnote 7
-	-	CZT020M6B	8,790	CZN020M6B	8,095	CZS020M6B	9,675	208-230/1/60	C	See footnote 7
-	-	CZTX20M6C	8,559	CZNX20M6C	7,886	CZSX20M6C	9,416	208-230/3/60	C	See footnote 7
-	-	CZT020M6C	8,859	CZN020M6C	8,162	CZS020M6C	9,746	208-230/3/60	C	See footnote 7
-	-	CZTX20M6D	9,053	CZNX20M6D	8,376	CZSX20M6D	9,907	460/3/60	C	See footnote 7
-	-	CZT020M6D	9,370	CZN020M6D	8,669	CZS020M6D	10,254	460/3/60	C	See footnote 7
-	-	CZTX25M6B	8,674	CZNX25M6B	7,998	CZSX25M6B	9,529	208-230/1/60	C	See footnote 7
-	-	CZT025M6B	8,978	CZN025M6B	8,278	CZS025M6B	9,863	208-230/1/60	C	See footnote 7
-	-	CZTX25M6C	8,804	CZNX25M6C	8,134	CZSX25M6C	9,661	208-230/3/60	C	See footnote 7
-	-	CZT025M6C	9,112	CZN025M6C	8,419	CZS025M6C	9,999	208-230/3/60	C	See footnote 7
-	-	CZTX25M6D	9,303	CZNX25M6D	8,627	CZSX25M6D	10,157	460/3/60	C	See footnote 7
-	-	CZT025M6D	9,629	CZN025M6D	8,929	CZS025M6D	10,512	460/3/60	C	See footnote 7
-	-	CZTX30M6B	9,367	CZNX30M6B	8,690	CZSX30M6B	9,822	208-230/1/60	C	See footnote 7
-	-	CZT030M6B	9,695	CZN030M6B	8,994	CZS030M6B	10,166	208-230/1/60	D	See footnote 7
-	-	CZTX30M6C	9,549	CZNX30M6C	8,876	CZSX30M6C	10,006	208-230/3/60	C	See footnote 7
-	-	CZT030M6C	9,883	CZN030M6C	9,187	CZS030M6C	10,356	208-230/3/60	D	See footnote 7
-	-	CZTX30M6D	9,966	CZNX30M6D	9,289	CZSX30M6D	10,420	460/3/60	C	See footnote 7
-	-	CZT030M6D	10,315	CZN030M6D	9,614	CZS030M6D	10,785	460/3/60	D	See footnote 7
-	-	CZTX35M6B	10,402	CZNX35M6B	9,725	CZSX35M6B	10,857	208-230/1/60	C	See footnote 7
-	-	CZT035M6B	10,766	CZN035M6B	10,065	CZS035M6B	11,237	208-230/1/60	D	See footnote 7
-	-	CZTX35M6C	10,583	CZNX35M6C	9,910	CZSX35M6C	11,041	208-230/3/60	C	See footnote 7
-	-	CZT035M6C	10,953	CZN035M6C	10,257	CZS035M6C	11,427	208-230/3/60	D	See footnote 7
-	-	CZTX35M6D	11,000	CZNX35M6D	10,324	CZSX35M6D	11,458	460/3/60	C	See footnote 7
-	-	CZT035M6D	11,385	CZN035M6D	10,685	CZS035M6D	11,859	460/3/60	D	See footnote 7
-	-	CZTX45M6B	10,560	CZNX45M6B	9,580	CZSX45M6B	11,016	208-230/1/60	C	See footnote 7
-	-	CZT045M6B	10,930	CZN045M6B	9,915	CZS045M6B	11,402	208-230/1/60	D	See footnote 7
-	-	CZTX45M6C	10,330	CZNX45M6C	9,350	CZSX45M6C	10,786	208-230/3/60	C	See footnote 7

#### Notes:

1. Not Suitable for R-507
2. Suction accumulator is available as an option.
3. Includes electric defrost timer.
4. Includes air defrost timer. Suitable for medium temperature applications only.
5. Includes standard liquid line required for liquid injection.
6. Model provided with Round Tube Plate Fin (RTPF) condenser coil instead of microchannel coil.
7. Model provided with adjustable low pressure switch. Can also be used for R-407A/F, R-407C and R-448A/449A Medium temperature applications.

# Air-Cooled Condensing Units

## ½ - 6 HP Horizontal Air Discharge Standard & Configurable Models Pricing

Standard Outdoor		Outdoor (T)		Indoor (N)		intelliGen™ / Beacon II™		Voltage	Cabinet	Notes
Chandler Model	List Price (\$US)	Chandler Model	List Price (\$US)	Chandler Model	List Price (\$US)	Chandler Model	List Price (\$US)			
-	-	CZT045M6C	10,692	CZN045M6C	9,677	CZS045M6C	11,164	208-230/3/60	D	See footnote 7
-	-	CZTX45M6D	11,478	CZNX45M6D	10,500	CZSX45M6D	11,937	460/3/60	C	See footnote 7
-	-	CZT045M6D	11,880	CZN045M6D	10,868	CZS045M6D	12,355	460/3/60	D	See footnote 7
-	-	CZTX50M6B	11,486	CZNX50M6B	10,505	CZSX50M6B	11,942	208-230/1/60	C	See footnote 7
-	-	CZT050M6B	11,888	CZN050M6B	10,873	CZS050M6B	12,360	208-230/1/60	D	See footnote 7
-	-	CZTX50M6C	11,236	CZNX50M6C	10,258	CZSX50M6C	11,694	208-230/3/60	C	See footnote 7
-	-	CZT050M6C	11,629	CZN050M6C	10,617	CZS050M6C	12,103	208-230/3/60	D	See footnote 7
-	-	CZTX50M6D	12,483	CZNX50M6D	11,503	CZSX50M6D	12,939	460/3/60	C	See footnote 7
-	-	CZT050M6D	12,920	CZN050M6D	11,906	CZS050M6D	13,392	460/3/60	D	See footnote 7
-	-	CZTX55M6B	12,031	CZNX55M6B	11,356	CZSX55M6B	12,488	208-230/1/60	D	See footnote 7
-	-	CZT055M6B	12,452	CZN055M6B	11,753	CZS055M6B	12,925	208-230/1/60	D	See footnote 7
-	-	CZTX55M6C	12,218	CZNX55M6C	11,542	CZSX55M6C	12,674	208-230/3/60	D	See footnote 7
-	-	CZT055M6C	12,646	CZN055M6C	11,946	CZS055M6C	13,118	208-230/3/60	D	See footnote 7
-	-	CZTX55M6D	12,632	CZNX55M6D	11,953	CZSX55M6D	13,090	460/3/60	D	See footnote 7
-	-	CZT055M6D	13,074	CZN055M6D	12,371	CZS055M6D	13,548	460/3/60	D	See footnote 7
CZTX60M6CF	14,340	CZTX60M6C	13,685	CZNX60M6C	12,995	CZSX60M6C	14,142	208-230/3/60	D	See footnote 6, 7
CZT060M6CF	14,819	CZT060M6C	14,164	CZN060M6C	13,450	CZS060M6C	14,637	208-230/3/60	D	See footnote 6, 7
-	-	CZTX60M6D	14,101	CZNX60M6D	13,407	CZSX60M6D	14,556	460/3/60	D	See footnote 6, 7
-	-	CZT060M6D	14,595	CZN060M6D	13,876	CZS060M6D	15,065	460/3/60	D	See footnote 6, 7
<b>Scroll Low Temperature (R-404A/507, R407A, R40C, R407F, R448A, and R449A)</b>										
-	-	CZT006L6B	8,035	CZN006L6B	7,552	CZS006L6B	8,516	208-230/1/60	C	See footnote 5
-	-	CZT006L6C	8,155	CZN006L6C	7,665	CZS006L6C	8,643	208-230/3/60	C	See footnote 5
-	-	CZT008L6B	8,428	CZN008L6B	7,923	CZS008L6B	8,935	208-230/1/60	C	See footnote 5
-	-	CZT008L6C	8,555	CZN008L6C	8,042	CZS008L6C	9,069	208-230/3/60	C	See footnote 5
-	-	CZT008L6D	8,898	CZN008L6D	8,364	CZS008L6D	9,431	460/3/60	C	See footnote 5
-	-	CZT010L6B	8,851	CZN010L6B	8,320	CZS010L6B	9,383	208-230/1/60	C	See footnote 5
-	-	CZT010L6C	8,985	CZN010L6C	8,446	CZS010L6C	9,523	208-230/3/60	C	See footnote 5
-	-	CZT010L6D	9,344	CZN010L6D	8,783	CZS010L6D	9,905	460/3/60	C	See footnote 5
-	-	CZT022L6B	9,455	CZN022L6B	8,888	CZS022L6B	10,022	208-230/1/60	C	See footnote 5
-	-	CZT022L6C	9,598	CZN022L6C	9,021	CZS022L6C	10,172	208-230/3/60	C	See footnote 5
-	-	CZT022L6D	9,981	CZN022L6D	9,382	CZS022L6D	10,580	460/3/60	C	See footnote 5
-	-	CZT025L6B	10,458	CZN025L6B	9,787	CZS025L6B	11,312	208-230/1/60	C	See footnote 5
-	-	CZT025L6C	10,644	CZN025L6C	9,971	CZS025L6C	11,497	208-230/3/60	C	See footnote 5
-	-	CZT025L6D	11,165	CZN025L6D	10,489	CZS025L6D	12,015	460/3/60	C	See footnote 5
-	-	CZT030L6B	10,828	CZN030L6B	10,155	CZS030L6B	11,682	208-230/1/60	C	See footnote 5
CZT030L6CF	11,631	CZT030L6C	11,029	CZN030L6C	10,355	CZS030L6C	11,881	208-230/3/60	C	See footnote 5
-	-	CZT030L6D	11,552	CZN030L6D	10,880	CZS030L6D	12,403	460/3/60	C	See footnote 5
-	-	CZT035L6B	11,886	CZN035L6B	11,214	CZS035L6B	12,738	208-230/1/60	C	See footnote 5

### Notes:

1. Not Suitable for R-507
2. Suction accumulator is available as an option.
3. Includes electric defrost timer.
4. Includes air defrost timer. Suitable for medium temperature applications only.
5. Includes standard liquid line required for liquid injection.
6. Model provided with Round Tube Plate Fin (RTPF) condenser coil instead of microchannel coil.
7. Model provided with adjustable low pressure switch. Can also be used for R-407A/F, R-407C and R-448A/449A Medium temperature applications.

### ½ - 6 HP Horizontal Air Discharge Standard & Configurable Models Pricing

Standard Outdoor		Outdoor (T)		Indoor (N)		intelliGen™ / Beacon II™		Voltage	Cabinet	Notes
Chandler Model	List Price (\$US)	Chandler Model	List Price (\$US)	Chandler Model	List Price (\$US)	Chandler Model	List Price (\$US)			
CZT035L6CF	12,674	CZT035L6C	12,072	CZN035L6C	11,403	CZS035L6C	12,923	208-230/3/60	C	See footnote 5
-	-	CZT035L6D	12,600	CZN035L6D	11,926	CZS035L6D	13,448	460/3/60	C	See footnote 5
-	-	CZT045L6B	13,318	CZN045L6B	12,649	CZS045L6B	13,773	208-230/1/60	D	See footnote 5
CZT045L6CF	14,359	CZT045L6C	13,502	CZN045L6C	12,829	CZS045L6C	13,956	208-230/3/60	D	See footnote 5
-	-	CZT045L6D	13,915	CZN045L6D	13,240	CZS045L6D	14,366	460/3/60	D	See footnote 5
-	-	CZT055L6B	13,731	CZN055L6B	13,059	CZS055L6B	14,187	208-230/1/60	D	See footnote 5
CZT055L6CF	14,772	CZT055L6C	13,915	CZN055L6C	13,240	CZS055L6C	14,366	208-230/3/60	D	See footnote 5
-	-	CZT055L6D	14,328	CZN055L6D	13,657	CZS055L6D	14,781	460/3/60	D	See footnote 5
CZT060L6CF	15,652	CZT060L6C	14,795	CZN060L6C	14,126	CZS060L6C	15,250	208-230/3/60	D	See footnote 5
-	-	CZT060L6D	15,207	CZN060L6D	14,537	CZS060L6D	15,663	460/3/60	D	See footnote 5
<b>Semi-Hermetic Medium Temperature (R-404A/507)</b>										
-	-	CST010M6B	8,424	CSN010M6B	7,317	CSS010M6B	8,898	208-230/1/60	A	-
-	-	CST010M6C	8,447	CSN010M6C	7,343	CSS010M6C	8,919	208-230/3/60	A	-
-	-	CST020M6B	10,979	CSN020M6B	9,837	CSS020M6B	11,865	208-230/1/60	B	See footnote 6
-	-	CST020M6C	10,812	CSN020M6C	9,652	CSS020M6C	11,697	208-230/3/60	B	See footnote 6
-	-	CST021M6C	12,025	CSN021M6C	10,866	CSS021M6C	12,911	208-230/3/60	B	See footnote 6
-	-	CST021M6D	12,697	CSN021M6D	11,537	CSS021M6D	13,583	460/3/60	B	See footnote 6
-	-	CST030M6C	14,342	CSN030M6C	13,325	CSS030M6C	14,816	208-230/3/60	D	See footnote 6
-	-	CST030M6D	15,008	CSN030M6D	13,994	CSS030M6D	15,485	460/3/60	D	See footnote 6
<b>Semi-Hermetic Low Temperature (R-404A/507)</b>										
-	-	CST005L6B	7,444	CSN005L6B	6,542	CSS005L6B	7,916	208-230/1/60	A	-
-	-	CST005L6C	7,536	CSN005L6C	6,633	CSS005L6C	8,006	208-230/3/60	A	-
-	-	CST008L6B	8,047	CSN008L6B	6,940	CSS008L6B	8,521	208-230/1/60	A	-
-	-	CST008L6C	8,068	CSN008L6C	6,960	CSS008L6C	8,540	208-230/3/60	A	-
-	-	CST010L6B	8,595	CSN010L6B	7,491	CSS010L6B	9,063	208-230/1/60	A	-
-	-	CST010L6C	8,603	CSN010L6C	7,505	CSS010L6C	9,076	208-230/3/60	A	-
CST015L6BF	11,338	CST015L6B	10,171	CSN015L6B	9,039	CSS015L6B	11,056	208-230/1/60	B	See footnote 6
CST015L6CF	11,299	CST015L6C	10,132	CSN015L6C	9,000	CSS015L6C	11,019	208-230/3/60	B	See footnote 6
-	-	CST015L6D	11,966	CSN015L6D	10,822	CSS015L6D	12,850	460/3/60	B	See footnote 6
CST020L6CF	13,236	CST020L6C	12,069	CSN020L6C	10,919	CSS020L6C	12,954	208-230/3/60	B	See footnote 6
CST021L6BF	13,725	CST021L6B	12,558	CSN021L6B	11,407	CSS021L6B	13,446	208-230/1/60	B	See footnote 6
CST021L6CF	13,559	CST021L6C	12,392	CSN021L6C	11,239	CSS021L6C	13,276	208-230/3/60	B	See footnote 6
-	-	CST021L6D	14,300	CSN021L6D	13,142	CSS021L6D	15,188	460/3/60	B	See footnote 6
CST030L6CF	15,618	CST030L6C	14,361	CSN030L6C	13,353	CSS030L6C	15,248	208-230/3/60	C	See footnote 6
-	-	CST030L6D	15,575	CSN030L6D	14,444	CSS030L6D	16,460	460/3/60	C	See footnote 6
<b>Semi-Hermetic Extra Low Temperature (R-404A/507)</b>										
CST030E6CF	15,618	CST030E6C	14,361	CSN030E6C	13,353	CSS030E6C	15,248	208-230/3/60	C	See footnote 6
-	-	CST030E6D	15,575	CSN030E6D	14,444	CSS030E6D	16,460	460/3/60	C	See footnote 6

#### Notes:

1. Not Suitable for R-507
2. Suction accumulator is available as an option.
3. Includes electric defrost timer.
4. Includes air defrost timer. Suitable for medium temperature applications only.
5. Includes standard liquid line required for liquid injection.
6. Model provided with Round Tube Plate Fin (RTPF) condenser coil instead of microchannel coil.
7. Model provided with adjustable low pressure switch. Can also be used for R-407A/F, R-407C and R-448A/449A Medium temperature applications.

## ½ - 6 HP Horizontal Air Discharge

## Pre-Configured Outdoor Scroll Low and Medium Temp Models

### Standard Outdoor

#### F Models:

- Prepainted galvanized cabinet
- Head pressure control valve
- Crankcase heater
- Adjustable low pressure control for M6 & L6 models
- Liquid-line drier assembly
- Electric defrost timer on 006-035L6 and electric defrost kit on 040-060L6

#### FRTPF Models:

- Same as F Models except contains round tube plate fin condenser coil for high ambient applications.

#### FT Models:

- Same as F Models except includes Air defrost timer on M6 models.

#### FRTPTF Models:

- Same as FT Models except contains round tube plate fin condenser coil for high ambient applications.

#### FLT & FLT1 Models:

- Same as F Models except less electric defrost timer on L6 models. Typically matched with QRC Controls.

#### FLTRTPF Models:

- Same as FLT Models except contains round tube plate fin condenser coil for high ambient applications.

Standard Outdoor		Voltage	Cabinet	Notes
Chandler Model	List Price (\$US)			
Scroll Low Temperature (R-404A/507, R407A, R407C, R448A, and R449A)				
CZT006L6BF	8,637	208-230/1/60	C	See footnote 5
CZT006L6BFLT	8,035	208-230/1/60	C	See footnote 5
CZT006L6CF	8,757	208-230/3/60	C	See footnote 5
CZT006L6CFLT	8,155	208-230/3/60	C	See footnote 5
CZT008L6BF	9,030	208-230/1/60	C	See footnote 5
CZT008L6BFLT	8,428	208-230/1/60	C	See footnote 5
CZT008L6CF	9,157	208-230/3/60	C	See footnote 5
CZT008L6CFLT	8,555	208-230/3/60	C	See footnote 5
CZT010L6BF1	9,453	208-230/1/60	C	See footnote 5
CZT010L6BFLT1	8,851	208-230/1/60	C	See footnote 5
CZT010L6CF1	9,587	208-230/3/60	C	See footnote 5
CZT010L6CFLT	8,985	208-230/3/60	C	See footnote 5
CZT022L6BF	10,057	208-230/1/60	C	See footnote 5
CZT022L6BFLT	9,455	208-230/1/60	C	See footnote 5
CZT022L6CF	10,200	208-230/3/60	C	See footnote 5
CZT022L6CFLT	9,598	208-230/3/60	C	See footnote 5
CZT025L6BF	11,060	208-230/1/60	C	See footnote 5
CZT025L6BFLT	10,458	208-230/1/60	C	See footnote 5
CZT025L6CF	11,246	208-230/3/60	C	See footnote 5
CZT025L6CFLT	10,644	208-230/3/60	C	See footnote 5
CZT030L6BF	11,430	208-230/1/60	C	See footnote 5
CZT030L6BFLT	10,828	208-230/1/60	C	See footnote 5
CZT030L6CF	11,631	208-230/3/60	C	See footnote 5
CZT030L6CFLT	11,029	208-230/3/60	C	See footnote 5
CZT035L6BF	12,488	208-230/1/60	C	See footnote 5
CZT035L6BFLT	11,886	208-230/1/60	C	See footnote 5
CZT035L6CF	12,674	208-230/3/60	C	See footnote 5
CZT035L6CFLT	12,072	208-230/3/60	C	See footnote 5
CZT045L6BF	14,175	208-230/1/60	D	See footnote 5
CZT045L6BFLT	13,318	208-230/1/60	D	See footnote 5
CZT045L6CF	14,359	208-230/3/60	D	See footnote 5
CZT045L6CFLT	13,502	208-230/3/60	D	See footnote 5
CZT055L6BF	14,588	208-230/1/60	D	See footnote 5
CZT055L6BFLT	13,731	208-230/1/60	D	See footnote 5
CZT055L6CF	14,772	208-230/3/60	D	See footnote 5
CZT055L6CFLT	13,915	208-230/3/60	D	See footnote 5
CZT060L6CF	15,652	208-230/3/60	D	See footnote 5
CZT060L6CFLT	14,795	208-230/3/60	D	See footnote 5
CZT055L6BFRTPF	14,588	208-230/1/60	D	See footnote 5
CZT055L6BFLTRTPF	13,731	208-230/1/60	D	See footnote 5

#### Notes:

1. Not Suitable for R-507
2. Suction accumulator is available as an option.
3. Includes electric defrost timer.
4. Includes air defrost timer. Suitable for medium temperature applications only.
5. Includes standard liquid line required for liquid injection.
6. Model provided with Round Tube Plate Fin (RTPF) condenser coil instead of microchannel coil.
7. Model provided with adjustable low pressure switch. Can also be used for R-407A/F, R-407C and R-448A/449A Medium temperature applications.



### ½ - 6 HP Horizontal Air Discharge

### Pre-Configured Outdoor Scroll Low and Medium Temp Models

Standard Outdoor		Voltage	Cabinet	Notes
Chandler Model	List Price (\$US)			
CZT055L6CFRTPF	14,772	208-230/3/60	D	See footnote 5
CZT055L6CFLTRTPF	13,915	208-230/3/60	D	See footnote 5
CZT060L6CFRTPF	15,652	208-230/3/60	D	See footnote 5
CZT060L6CFLTRTPF	14,795	208-230/3/60	D	See footnote 5
<b>Scroll Medium Temperature with Copeland Compressor (R-404A/507, R407A, R407C, R448A, and R449A)</b>				
CZT005M6BF	6,833	208-230/1/60	C	See footnote 7
CZT005M6BFT	7,435	208-230/1/60	C	See footnote 7
CZT005M6CF	6,927	208-230/3/60	C	See footnote 7
CZT005M6CFT	7,529	208-230/3/60	C	See footnote 7
CZT008M6BF	7,484	208-230/1/60	C	See footnote 7
CZT008M6BFT	8,086	208-230/1/60	C	See footnote 7
CZT008M6CF	7,587	208-230/3/60	C	See footnote 7
CZT008M6CFT	8,189	208-230/3/60	C	See footnote 7
CZT009M6BF	7,830	208-230/1/60	C	See footnote 7
CZT009M6BFT	8,432	208-230/1/60	C	See footnote 7
CZT009M6CF	7,939	208-230/3/60	C	See footnote 7
CZT009M6CFT	8,541	208-230/3/60	C	See footnote 7
CZT010M6BF	8,329	208-230/1/60	C	See footnote 7
CZT010M6BFT	8,931	208-230/1/60	C	See footnote 7
CZT010M6CF	8,301	208-230/3/60	C	See footnote 7
CZT010M6CFT	8,903	208-230/3/60	C	See footnote 7
CZT015M6BF	9,345	208-230/1/60	C	See footnote 7
CZT015M6BFT	9,947	208-230/1/60	C	See footnote 7
CZT015M6CF	9,179	208-230/3/60	C	See footnote 7
CZT015M6CFT	9,781	208-230/3/60	C	See footnote 7
CZT020M6BF	9,355	208-230/1/60	C	See footnote 7
CZT020M6BFT	9,957	208-230/1/60	C	See footnote 7
CZT020M6CF	9,424	208-230/3/60	C	See footnote 7
CZT020M6CFT	10,026	208-230/3/60	C	See footnote 7
CZT025M6BF	9,543	208-230/1/60	C	See footnote 7
CZT025M6BFT	10,145	208-230/1/60	C	See footnote 7
CZT025M6CF	9,677	208-230/3/60	C	See footnote 7
CZT025M6CFT	10,279	208-230/3/60	C	See footnote 7
CZT030M6BF	10,350	208-230/1/60	D	See footnote 7
CZT030M6BFT	10,952	208-230/1/60	D	See footnote 7
CZT030M6CF	10,538	208-230/3/60	D	See footnote 7
CZT030M6CFT	11,140	208-230/3/60	D	See footnote 7
CZT035M6BF	11,421	208-230/1/60	D	See footnote 7
CZT035M6BFT	12,023	208-230/1/60	D	See footnote 7
CZT035M6CF	11,608	208-230/3/60	D	See footnote 7
CZT035M6CFT	12,210	208-230/3/60	D	See footnote 7
CZT045M6BF	11,585	208-230/1/60	D	See footnote 7
CZT045M6BFT	12,187	208-230/1/60	D	See footnote 7
CZT045M6CF	11,347	208-230/3/60	D	See footnote 7
CZT045M6CFT	11,949	208-230/3/60	D	See footnote 7
CZT050M6BF	12,543	208-230/1/60	D	See footnote 7
CZT050M6BFT	13,145	208-230/1/60	D	See footnote 7
CZT050M6CF	12,284	208-230/3/60	D	See footnote 7
CZT050M6CFT	12,886	208-230/3/60	D	See footnote 7
CZT055M6BF	13,107	208-230/1/60	D	See footnote 7
CZT055M6BFT	13,709	208-230/1/60	D	See footnote 7
CZT055M6CF	13,301	208-230/3/60	D	See footnote 7
CZT055M6CFT	13,903	208-230/3/60	D	See footnote 7
CZT060M6CF	14,819	208-230/3/60	D	See footnote 7
CZT060M6CFT	15,676	208-230/3/60	D	See footnote 7

#### Notes:

1. Not Suitable for R-507
2. Suction accumulator is available as an option.
3. Includes electric defrost timer.
4. Includes air defrost timer. Suitable for medium temperature applications only.
5. Includes standard liquid line required for liquid injection.
6. Model provided with Round Tube Plate Fin (RTPF) condenser coil instead of microchannel coil.
7. Model provided with adjustable low pressure switch. Can also be used for R-407A/F, R-407C and R-448A/449A Medium temperature applications.

# Air-Cooled Condensing Units

## ½ - 6 HP Horizontal Air Discharge

## Pre-Configured Outdoor Scroll Low and Medium Temp Models

Standard Outdoor		Voltage	Cabinet	Notes
Chandler Model	List Price (\$US)			
CZT050M6BFRTPF	12,543	208-230/1/60	D	See footnote 7
CZT050M6BFRTPFT	13,145	208-230/1/60	D	See footnote 7
CZT050M6CFRTPF	12,284	208-230/3/60	D	See footnote 7
CZT050M6CFRTPFT	12,886	208-230/3/60	D	See footnote 7
CZT055M6BFRTPF	13,107	208-230/1/60	D	See footnote 7
CZT055M6BFRTPFT	13,709	208-230/1/60	D	See footnote 7
CZT055M6CFRTPF	13,301	208-230/3/60	D	See footnote 7
CZT055M6CFRTPFT	13,903	208-230/3/60	D	See footnote 7
CZT060M6CFRTPF	14,819	208-230/3/60	D	See footnote 7
CZT060M6CFRTPFT	15,676	208-230/3/60	D	See footnote 7
<b>Scroll Medium Temperature with LG Compressor (R-404A/507, R407A, R407C, R448A, and R449A)</b>				
CZTX10M6BF	8,066	208-230/1/60	C	See footnote 7
CZTX10M6BFT	8,668	208-230/1/60	C	See footnote 7
CZTX10M6CF	8,039	208-230/3/60	C	See footnote 7
CZTX10M6CFT	8,641	208-230/3/60	C	See footnote 7
CZTX15M6BF	9,048	208-230/1/60	C	See footnote 7
CZTX15M6BFT	9,650	208-230/1/60	C	See footnote 7
CZTX15M6CF	8,888	208-230/3/60	C	See footnote 7
CZTX15M6CFT	9,490	208-230/3/60	C	See footnote 7
CZTX20M6BF	9,058	208-230/1/60	C	See footnote 7
CZTX20M6BFT	9,660	208-230/1/60	C	See footnote 7
CZTX20M6CF	9,124	208-230/3/60	C	See footnote 7
CZTX20M6CFT	9,726	208-230/3/60	C	See footnote 7
CZTX25M6BF	9,239	208-230/1/60	C	See footnote 7
CZTX25M6BFT	9,841	208-230/1/60	C	See footnote 7
CZTX25M6CF	9,369	208-230/3/60	C	See footnote 7
CZTX25M6CFT	9,971	208-230/3/60	C	See footnote 7
CZTX30M6BF	10,022	208-230/1/60	D	See footnote 7
CZTX30M6BFT	10,624	208-230/1/60	D	See footnote 7
CZTX30M6CF	10,204	208-230/3/60	D	See footnote 7
CZTX30M6CFT	10,806	208-230/3/60	D	See footnote 7
CZTX35M6BF	11,057	208-230/1/60	D	See footnote 7
CZTX35M6BFT	11,659	208-230/1/60	D	See footnote 7
CZTX35M6CF	11,238	208-230/3/60	D	See footnote 7
CZTX35M6CFT	11,840	208-230/3/60	D	See footnote 7
CZTX45M6BF	11,215	208-230/1/60	D	See footnote 7
CZTX45M6BFT	11,817	208-230/1/60	D	See footnote 7
CZTX45M6CF	10,985	208-230/3/60	D	See footnote 7
CZTX45M6CFT	11,587	208-230/3/60	D	See footnote 7
CZTX50M6BF	12,141	208-230/1/60	D	See footnote 7
CZTX50M6BFT	12,743	208-230/1/60	D	See footnote 7
CZTX50M6CF	11,891	208-230/3/60	D	See footnote 7
CZTX50M6CFT	12,493	208-230/3/60	D	See footnote 7
CZTX55M6BF	12,686	208-230/1/60	D	See footnote 7
CZTX55M6BFT	13,288	208-230/1/60	D	See footnote 7
CZTX55M6CF	12,873	208-230/3/60	D	See footnote 7
CZTX55M6CFT	13,475	208-230/3/60	D	See footnote 7
CZTX60M6CF	14,340	208-230/3/60	D	See footnote 7
CZTX60M6CFT	14,942	208-230/3/60	D	See footnote 7
CZTX55M6BFRTPF	12,686	208-230/1/60	D	See footnote 7
CZTX55M6BFRTPFT	13,288	208-230/1/60	D	See footnote 7
CZTX55M6CFRTPF	12,873	208-230/3/60	D	See footnote 7
CZTX55M6CFRTPFT	13,475	208-230/3/60	D	See footnote 7
CZTX60M6CFRTPF	14,340	208-230/3/60	D	See footnote 7
CZTX60M6CFRTPFT	14,942	208-230/3/60	D	See footnote 7

### Notes:

1. Not Suitable for R-507
2. Suction accumulator is available as an option.
3. Includes electric defrost timer.
4. Includes air defrost timer. Suitable for medium temperature applications only.
5. Includes standard liquid line required for liquid injection.
6. Model provided with Round Tube Plate Fin (RTPF) condenser coil instead of microchannel coil.
7. Model provided with adjustable low pressure switch. Can also be used for R-407A/F, R-407C and R-448A/449A Medium temperature applications.



## ½ - 6 HP Horizontal Air Discharge

## Factory-Installed Options

### Need Factory-Installed Options?

- Make sure you have selected a configurable model. When ordering, remember to specify the option codes and list price adders for each selected option.
- Can't Find Something? Other options and accessories might be available on a custom order basis. Please contact your local Sales Representative or Account Engineer for assistance.

Option Code	Description	Models Used On	Notes	List Price Adder (\$US)		
				Outdoor (T)	Indoor (N)	intelliGen™ / Beacon II™
Electrical Options						
DFT.001	Defrost Timer - Air	All M6, X6	Medium temperature applications only.	602	602	-
SW.001	Adjustable low pressure control	H6, M6	Standard on L6, E6, X6 and Scroll M6 models.	166	-	166
SW.005	Adjustable low pressure control	H6, M6	Standard on L6, E6, X6 and Scroll M6 models.	-	166	-
SW.002	Dual pressure control with superhose	All	-	374	374	-
FSD.001-1	Mounted fused disconnect	005-035	-	594	-	594
FSD.001-2	Mounted fused disconnect	040-060	-	1,095	-	1,095
PLM.004	Phase Loss Monitor	All	-	1,182	1,182	-
FCY.008	Fan Cycling - Fixed Temperature	Cabinet B & C	2 fan units; Can't combine HPV & VSEC	414	414	-
FCY.013	Variable Speed Fan Cycling - Hoffman Controller	Cabinet D Medium Temperature Only	Hoffman controller in place of head pressure control valve. Indoor units only.	-	859	-
MS.001A	Variable Speed EC Motor with Orbus Controller	Cabinet A	VSEC with Orbus in place of head pressure control valve	883	-	883
MS.001BC	Variable Speed EC Motor with Orbus Controller	Cabinet B & C	VSEC with Orbus in place of head pressure control valve	1,308	-	1,308
MS.001D	Variable Speed EC Motor with Orbus Controller	Cabinet D (Except 460V)	VSEC with Orbus in place of head pressure control valve	1,187	-	1,187
Mechanical Options						
LIQ.001-1	Liquid-line filter drier, sight glass and shut-off valve	005-025	Standard on L6 models with ZF Scroll Compressor	565	565	565
LIQ.001-2	Liquid-line filter drier, sight glass and shut-off valve	027-060	Standard on L6 models with ZF Scroll Compressor	655	655	655
LIQ.003	Replaceable core liquid-line filter drier, sight glass, shut-off valve	Cabinet D	Also available on 031 L6 with hermetic compressor	1,205	1,205	1,205
LIQ.002-1	Liquid-line solenoid valve and pump-down switch with liquid-line filter drier, sight glass and shut-off valve	005-025	Not recommended on applications with line runs more than 25 feet.	1,205	1,205	-
LIQ.002-2	Liquid-line solenoid valve and pump-down switch with liquid-line filter drier, sight glass and shut-off valve	027-060	Not recommended on applications with line runs more than 25 feet.	1,296	1,296	-
SUC.003-1	Suction-line filter	005-025	-	360	360	360
SUC.003-2	Suction-line filter	030-060	-	427	427	427
SUC.005	Replaceable core suction-line filter	Cabinet D	Also available on 031 L6 with hermetic compressor	1,253	1,253	1,253
SUC.007-1	Suction accumulator	005-025	-	452	452	452
SUC.007-2	Suction accumulator	027-060	-	753	753	753
DIS.004	Head pressure control flooding valve	005-060	-	Standard	533	Standard

## ½ - 6 HP Horizontal Air Discharge

## Factory-Installed Options

### Need Factory-Installed Options?

- Make sure you have selected a configurable model. When ordering, remember to specify the option codes and list price adders for each selected option.
- Can't Find Something? Other options and accessories might be available on a custom order basis. Please contact your local Sales Representative or Account Engineer for assistance.

Option Code	Description	Models Used On	Notes	List Price Adder (\$US)		
				Outdoor (T)	Indoor (N)	intelliGen™ / Beacon II™
DIS.001	Oil separator with discharge line check valve	Cabinet D	Can not be used with 44# receiver with relief valve option (REC.044).	1,355	1,355	-
DIS.017	Oil separator with discharge line check valve	Cabinet D	Can not be used with 44# receiver with relief valve option (REC.044).	1,355	1,355	1,355
REC.044	44# receiver with relief valve	Cabinet D	Can not be ordered with replaceable core liquid-line filter drier option (LIQ.003).	1,343	1,343	1,343
REC.001	Low ambient kit with heated and insulated receiver, time delay relay	All	Can not be used with dual pressure control option (SW.002).	752	-	752
PRE.002A	Pre-Charged w/ Quick Connects (R404A and R448A)	Cabinet A	Must be ordered with liquid-line assemblies.	772	772	-
PRE.002BC	Pre-Charged w/ Quick Connects (R404A and R448A)	Cabinet B&C	Must be ordered with liquid-line assemblies.	923	923	-
PRE.002D	Pre-Charged w/ Quick Connects (R404A and R448A)	Cabinet D	Must be ordered with liquid-line assemblies.	1,127	1,127	-

### ½ - 6 HP Horizontal Air Discharge Factory-Installed Electric Defrost Options

#### Need an electric defrost timer or kit?

- Make sure you have selected a configurable model. When ordering, remember to specify the option codes and list price adders for each selected option.
- Electric defrost kits and components are available to be factory mounted in the electrical box of indoor or outdoor condensing units used in medium/low temp applications with electric defrost evaporators.

#### Selecting the proper kit is as easy as ...

1

Add up the total fan motor amps and electric heater amps for all evaporators in the refrigeration system.

2

For the selected condensing unit, find the rated defrost power amps for both the fan motor amps and electric heater amps.

3

If the evaporator total fan motor amps and electric defrost heater amps calculated in Step 1 are less than the condensing unit's rated defrost power amps found in Step 2 then proceed below to select the appropriate kit/components and list price adders. If not then contact your local Sales Representative or Account Engineer for assistance.

#### Definitions

##### Electric Defrost Timer

Initiates and terminates defrost cycles based on a predetermined time schedule.

##### Lockout Relay

Prevents the electric defrost heaters from energizing when the compressor is in operation. Not available on electric defrost timer only options.

##### Fan Contactor

Carries amperage load for evaporator fan motors.

##### Heater Contactor

Carries amperage load for evaporator electric defrost heaters.

##### InterLink™ Smart Defrost Kit™ (SDK)

The InterLink™ SDK is a revolutionary product that is designed to be used on any electric defrost walk-in freezer system with an electro-mechanical defrost timer set for three or more scheduled defrosts per day. The InterLink™ SDK accurately estimates frost accumulation on the evaporator coil and decides if it can skip the preprogrammed defrost period that is set on the defrost timer. This helps eliminate unneeded defrost cycles, saving energy and increasing product integrity

Option Code	Description	Models Used On	Notes	List Price Adder (\$US)	
				Outdoor (T)	Indoor (N)
DFT.002	Defrost Timer - Electric	005-035 and L6, M6, E6, X6	-	602	602
DFT.007	Electric Defrost Kit	040-060 and L6, M6, E6, X6	Includes (1) electric defrost timer, (1) heater & (1) fan contactors, and (1) lockout relay.	857	857
SDK.001	InterLink™ Smart Defrost Kit™	005-060 and L6, M6, E6, X6	Can not be used alone. Must also select a electric defrost timer or electric defrost kit.	930	930

## ½ - 6 HP Horizontal Air Discharge

## Shipped-Loose Accessories

A wide range of shipped-loose accessories are available to order. Can't Find Something? Other options and accessories might be available on a custom order basis. Please contact your local Sales Representative or Account Engineer for assistance.

Part Number	Description	Models Used On	Notes	List Price (\$US)
<b>Electrical Options</b>				
29318012	1/2" Solenoid valve, 115/230V coil	-	-	371
8077893	10ft Wire harness for air or electric defrost units	All	Not available for 115V evaporator motors	348
5009969	15ft Wire harness for air or electric defrost units	All	Not available for 115V evaporator motors	415
8077894	20ft Wire harness for air or electric defrost units	All	Not available for 115V evaporator motors	449
5009970	25ft Wire harness for air or electric defrost units	All	Not available for 115V evaporator motors	525
8077895	35ft Wire harness for air or electric defrost units	All	Not available for 115V evaporator motors	608
8077896	55ft Wire harness for air or electric defrost units	All	Not available for 115V evaporator motors	713
<b>Mechanical Options</b>				
50014701	9.75" Extended legs (shipped-loose)	Cabinet A	-	341
50014702	9.75" Extended legs (shipped-loose)	Cabinet B&C	-	341
50014703	9.75" Extended legs (shipped-loose)	Cabinet D	-	341
50014710	5.75" Extended legs (shipped-loose)	Cabinet A	-	341
50014711	5.75" Extended legs (shipped-loose)	Cabinet B&C	-	341
50014712	5.75" Extended legs (shipped-loose)	Cabinet D	-	341
59985601	Hail guards (shipped-loose)	Cabinet A	-	414
59985701	Hail guards (shipped-loose)	Cabinet B&C	-	446
59985801	Hail guards (shipped-loose)	Cabinet D	-	459

## Precharged Line Set with Refrigerant and Quick Connect Fittings at Both Ends

For proper selection, you must know the system capacity, suction temperature, line length, and aeroquip fitting size at both the condensing unit and unit cooler. Please contact your local Sales Representative or Account Engineer for assistance.

Line Sizes	7 Feet		10 Feet		15 Feet		20 Feet		30 Feet		50 Feet	
	Part Number	List Price (\$US)	Part Number	List Price (\$US)	Part Number	List Price (\$US)	Part Number	List Price (\$US)	Part Number	List Price (\$US)	Part Number	List Price (\$US)
3/8" x 5/8"	8049918	706	8049933	706	8049921	761	8049930	755	8049924	966	8049927	1,299
3/8" x 7/8"	8049919	736	8049934	769	8049922	822	8049931	919	8049925	1,300	8049928	1,964
1/2" x 1 1/8"	8049920	846	8049935	983	8049923	1,139	8049932	1,309	8049926	1,613	8049929	2,419

## Crankcase Pressure Regulator (CPR) Valves

A selection program must be used to pick the proper valve. The selection program requires the following inputs: system capacity, suction temperature, and maximum holding temperature. Not available for use on Beacon II™ Outdoor units. Should not be used with MOP type expansion valves in unit coolers. Please contact your local Sales Representative or Account Engineer for assistance.

Size	Part Number	List Price (\$US)
5/8"	2930142	328
7/8"	29346101	450
1 1/8"	29399012	662
1 3/8"	29394306	2,522

## 3 - 22 HP Horizontal Air Discharge

## Overview



### Product Description:

The 3-22 HP condensing units feature an enhanced grill design that gives up to 40% more free-air area than prior models and its vertical receiver needs less refrigerant to ensure a full column of liquid reaches the expansion valve. Fan motors and serviceable components are accessible via the front grill for quick service and the sight glass is conveniently placed so that charging is quick, easy and accurate. Thorough cleaning of the coil is easier because the unit's top panel is one piece and lighter for easy removal. A liquid base valve and suction service tap is placed on the outside of the cabinet for easy pump-downs and quick diagnosis. The footprint is smaller for easy jobsite placement. These condensing units utilize the Floating Tube™ coil design, which eliminates tube-sheet leaks, allowing for a 5-year warranty against tube-sheet leaks. PSC motors come standard to help save you energy.

Opting for IntelliGen™ / Beacon II™ Refrigeration System with Smart Defrost, factory mounted Smart Defrost Kit (TM), or Variable Speed EC (VSEC) Motor with Orbus (TM) Controller increase energy efficiency of the refrigeration system.

### Nomenclature

H	D	T	0500	M	6	C
Model	Compressor	Application	Equiv. HP	Operating Range	Refrigerant	Voltage
H = Chandler	D = Discus® Z = Scroll	S = IntelliGen™/Beacon II™ T = Outdoor N = Indoor	0300 = 3 HP 0400 = 4 HP 0500 = 5 HP 0501 = 5 HP 0600 = 6 HP 0601 = 6 HP 0650 = 6.5 HP 0700 = 7 HP 0750 = 7.5 HP 0751 = 7.5 HP 0800 = 8 HP 0860 = 8.5 HP 0900 = 9 HP 1000 = 10 HP 1200 = 12 HP 1300 = 13 HP 1401 = 14 HP 1500 = 15 HP 2200 = 22 HP	L = Low M = Medium	6 = R-404A/ R-507A, R-407A/F, R-407C, R-448A/ R-449A	C = 208-230/3/60 (200-220/3/50) D = 460/3/60 (380- 420/3/50) E = 575/3/60  *limited by compressor model

### Cabinet & Construction

- All units feature the Floating Tube™ coil design which eliminates tube sheet leaks
- Painted steel cabinet for superior strength and corrosion resistance

### Serviceability

- Manual pumpdown switch on all units
- Convenient access panels to easily service internal components
- Large electrical panel to facilitate ease of access

### Quality & Performance

- Sight Glass is easily viewable
- Fixed high pressure switch eliminates capillary tubes
- Refrigeration duty, rifled copper condenser tubing
- Piping is laid out to minimize stress and vibration and is pre-bent to eliminate braze joints where possible to reduce leak potential
- All joints are sweat type connections, no mechanical joints to leak
- Separate subcooling circuit in condenser for added capacity and vapor free liquid
- Pressure relief valve on receiver
- ServiceMate™ diagnostic module standard on all non-IntelliGen (TM) / Beacon II (TM) condensing units

### Components

#### Compressor

- Discus compressors are spring mounted with suction and discharge eliminators
- Receivers are sized for sufficient pumpdown capacity with inlet and outlet service valves

#### Other

- Sight glass and permanent line filter

#### Motors

- Available with Variable Speed EC Motors

### Certifications



## 3 - 22 HP Horizontal Air Discharge Standard & Configurable Models Pricing

### Standard Outdoor

- Prepainted galvanized cabinet
- Manual pump-down switch
- Electronic oil failure switch (Discus Compressors)
- Spring mounted compressors with suction and discharge vibration eliminators (Discus Compressors)
- Head pressure control valve
- Crankcase heater
- Fixed high and adjustable low pressure switches
- Sight glass & permanent liquid-line filter
- ServiceMate™ Diagnostic Module

### Configurable Models

#### Outdoor (T)

- Prepainted galvanized cabinet
- Manual pump-down switch
- Electronic oil failure switch (Discus Compressors)
- Spring mounted compressors with suction and discharge vibration eliminators (Discus Compressors)
- Head pressure control valve
- Crankcase heater
- Fixed high and adjustable low pressure switches
- Sight glass & permanent liquid-line filter

#### Indoor (N)

- No cabinet hood
- Fan guards & wiring conduit
- Manual pump-down switch
- Electronic oil failure switch (Discus Compressors)
- Spring mounted compressors with suction and discharge vibration eliminators (Discus Compressors)
- Crankcase heater
- Fixed high and adjustable low pressure switches
- Sight glass & permanent liquid-line filter

#### intelliGen™ / Beacon II™

- Outdoor Unit with hood
- Manual pump-down switch
- Electronic oil failure switch (Discus Compressors)
- Spring mounted compressors with suction and discharge vibration eliminators (Discus Compressors)
- Crankcase heater
- Head pressure control valve
- Wired for intelliGen™ / Beacon II™ control. intelliGen™ / Beacon II™ fan cycling for two fan units only
- Fixed high and adjustable low pressure switches
- Sight glass & permanent liquid-line filter

**Need to customize?** Look at the factory-installed options starting on page 98.

Standard Outdoor		Outdoor (T)		Indoor (N)		intelliGen™ / Beacon II™		Voltage	Cabinet	Notes
Chandler Model	List Price (\$US)	Chandler Model	List Price (\$US)	Chandler Model	List Price (\$US)	Chandler Model	List Price (\$US)			
Discus Medium Temperature (R-404A/507, R407A/R407F, R407C, and R448/R449)										
-	-	HDT0500M6C	23,114	HDN0500M6C	22,621	HDS0500M6C	23,988	208-230/3/60	1 Fan	-
-	-	HDT0500M6D	24,643	HDN0500M6D	24,150	HDS0500M6D	25,520	460/3/60	1 Fan	-
-	-	HDT0501M6C	23,687	HDN0501M6C	23,192	HDS0501M6C	24,564	208-230/3/60	1 Fan	-
-	-	HDT0501M6D	25,218	HDN0501M6D	24,722	HDS0501M6D	26,091	460/3/60	1 Fan	-
-	-	HDT0750M6C	29,144	HDN0750M6C	28,649	HDS0750M6C	30,631	208-230/3/60	1 Fan	-
-	-	HDT0750M6D	30,671	HDN0750M6D	30,181	HDS0750M6D	32,157	460/3/60	1 Fan	-
HDT0751M6CF	29,326	HDT0751M6C	29,326	HDN0751M6C	28,665	HDS0751M6C	31,240	208-230/3/60	2 Fan	-
-	-	HDT0751M6D	30,852	HDN0751M6D	30,192	HDS0751M6D	32,766	460/3/60	2 Fan	-
-	-	HDT0800M6C	33,989	HDN0800M6C	33,330	HDS0800M6C	35,904	208-230/3/60	2 Fan	-
-	-	HDT0800M6D	35,609	HDN0800M6D	34,948	HDS0800M6D	37,524	460/3/60	2 Fan	-
-	-	HDT1000M6C	35,604	HDN1000M6C	34,966	HDS1000M6C	37,466	208-230/3/60	2 Fan	-
-	-	HDT1000M6D	38,140	HDN1000M6D	37,481	HDS1000M6D	40,055	460/3/60	2 Fan	-
HDT1200M6CF	38,545	HDT1200M6C	38,545	HDN1200M6C	37,907	HDS1200M6C	40,405	208-230/3/60	2 Fan	-
-	-	HDT1200M6D	40,193	HDN1200M6D	39,500	HDS1200M6D	42,053	460/3/60	2 Fan	-
-	-	HDT1500M6C	39,483	HDN1500M6C	38,845	HDS1500M6C	41,343	208-230/3/60	2 Fan Large	-
-	-	HDT1500M6D	41,338	HDN1500M6D	40,645	HDS1500M6D	43,198	460/3/60	2 Fan Large	-
Discus Low Temperature (R-404A/507, R407A/R407F, R407C, and R448A/R449A)										
-	-	HDT0300L6C	22,464	HDN0300L6C	21,971	HDS0300L6C	23,340	208-230/3/60	1 Fan	See Note 1
-	-	HDT0300L6D	23,989	HDN0300L6D	23,498	HDS0300L6D	24,869	460/3/60	1 Fan	See Note 1
-	-	HDT0400L6C	24,418	HDN0400L6C	23,924	HDS0400L6C	25,290	208-230/3/60	1 Fan	See Note 1
-	-	HDT0400L6D	25,945	HDN0400L6D	25,449	HDS0400L6D	26,817	460/3/60	1 Fan	See Note 1
HDT0600L6CF	27,041	HDT0600L6C	25,657	HDN0600L6C	25,162	HDS0600L6C	26,532	208-230/3/60	1 Fan	See Note 1
-	-	HDT0600L6D	27,184	HDN0600L6D	26,691	HDS0600L6D	28,058	460/3/60	1 Fan	See Note 1
HDT0601L6CF	28,556	HDT0601L6C	27,172	HDN0601L6C	26,678	HDS0601L6C	28,045	208-230/3/60	1 Fan	See Note 1
-	-	HDT0601L6D	28,696	HDN0601L6D	28,205	HDS0601L6D	29,571	460/3/60	1 Fan	See Note 1
HDT0750L6CF	33,127	HDT0750L6C	31,743	HDN0750L6C	31,249	HDS0750L6C	33,230	208-230/3/60	1 Fan	See Note 1
-	-	HDT0750L6D	33,272	HDN0750L6D	32,777	HDS0750L6D	34,756	460/3/60	1 Fan	See Note 1
-	-	HDT0900L6C	34,911	HDN0900L6C	34,251	HDS0900L6C	36,822	208-230/3/60	2 Fan	See Note 1
-	-	HDT0900L6D	36,435	HDN0900L6D	35,775	HDS0900L6D	38,352	460/3/60	2 Fan	See Note 1

#### Notes:

1. For R407A/R407F, R407C, and R448A/R449A low temperature operation, add Demand Cooling Kit.

### 3 - 22 HP Horizontal Air Discharge

### Standard & Configurable Models Pricing

Standard Outdoor		Outdoor (T)		Indoor (N)		intelliGen™ / Beacon II™		Voltage	Cabinet	Notes
Chandler Model	List Price (\$US)	Chandler Model	List Price (\$US)	Chandler Model	List Price (\$US)	Chandler Model	List Price (\$US)			
HDT1000L6CF	39,102	HDT1000L6C	37,559	HDN1000L6C	36,898	HDS1000L6C	39,469	208-230/3/60	2 Fan	See Note 1
-	-	HDT1000L6D	38,348	HDN1000L6D	37,684	HDS1000L6D	40,260	460/3/60	2 Fan	See Note 1
-	-	HDT1200L6C	38,341	HDN1200L6C	37,648	HDS1200L6C	40,199	208-230/3/60	2 Fan Large	See Note 1
-	-	HDT1200L6D	39,656	HDN1200L6D	38,962	HDS1200L6D	41,514	460/3/60	2 Fan Large	See Note 1
HDT1500L6CF	42,151	HDT1500L6C	40,056	HDN1500L6C	39,362	HDS1500L6C	41,916	208-230/3/60	2 Fan Large	See Note 1
-	-	HDT1500L6D	43,188	HDN1500L6D	42,494	HDS1500L6D	45,048	460/3/60	2 Fan Large	See Note 1
HDT2200L6CF	49,921	HDT2200L6C	46,907	HDN2200L6C	46,214	HDS2200L6C	48,768	208-230/3/60	2 Fan Large	See Note 1
-	-	HDT2200L6D	47,498	HDN2200L6D	47,230	HDS2200L6D	49,355	460/3/60	2 Fan Large	See Note 1
<b>Scroll Medium Temperature (R-404A/507, R407A/R407F, R407C, and R448A/R449A)</b>										
-	-	HZT0650M6C	25,503	HZN0650M6C	25,009	HZS0650M6C	26,989	208-230/3/60	1 Fan	-
-	-	HZT0650M6D	27,160	HZN0650M6D	26,666	HZS0650M6D	28,644	460/3/60	1 Fan	-
-	-	HZT0700M6C	25,563	HZN0700M6C	25,068	HZS0700M6C	27,479	208-230/3/60	2 Fan	-
-	-	HZT0700M6D	27,224	HZN0700M6D	26,730	HZS0700M6D	28,990	460/3/60	2 Fan	-
-	-	HZT0750M6C	26,757	HZN0750M6C	26,098	HZS0750M6C	28,672	208-230/3/60	2 Fan	-
-	-	HZT0750M6D	28,416	HZN0750M6D	27,757	HZS0750M6D	30,329	460/3/60	2 Fan	-
-	-	HZT0860M6C	31,713	HZN0860M6C	31,055	HZS0860M6C	33,629	208-230/3/60	2 Fan	-
-	-	HZT0860M6D	32,470	HZN0860M6D	31,812	HZS0860M6D	34,385	460/3/60	2 Fan	-
-	-	HZT1000M6C	34,871	HZN1000M6C	32,951	HZS1000M6C	36,787	208-230/3/60	2 Fan	-
-	-	HZT1000M6D	35,155	HZN1000M6D	33,235	HZS1000M6D	37,067	460/3/60	2 Fan	-
-	-	HZT1401M6C	38,936	HZN1401M6C	36,907	HZS1401M6C	40,960	208-230/3/60	2 Fan Large	-
-	-	HZT1401M6D	40,448	HZN1401M6D	37,201	HZS1401M6D	41,258	460/3/60	2 Fan Large	-
<b>Scroll Low Temperature (R-404A/507, R-407A/R407F, R-407C, R-448A/R-449A)</b>										
-	-	HZT0750L6C	24,114	HZN0750L6C	23,619	HZS0750L6C	25,598	208-230/3/60	1 Fan	-
-	-	HZT0750L6D	25,598	HZN0750L6D	25,105	HZS0750L6D	27,084	460/3/60	1 Fan	-
-	-	HZT1000L6C	29,932	HZN1000L6C	29,440	HZS1000L6C	31,418	208-230/3/60	1 Fan	-
-	-	HZT1000L6D	31,486	HZN1000L6D	30,991	HZS1000L6D	32,968	460/3/60	1 Fan	-
-	-	HZT1300L6C	33,610	HZN1300L6C	32,951	HZS1300L6C	35,524	208-230/3/60	2 Fan	-
-	-	HZT1300L6D	34,410	HZN1300L6D	33,750	HZS1300L6D	36,329	460/3/60	2 Fan	-
-	-	HZT1500L6C	34,709	HZN1500L6C	34,052	HZS1500L6C	36,628	208-230/3/60	2 Fan	-
-	-	HZT1500L6D	35,511	HZN1500L6D	34,851	HZS1500L6D	37,430	460/3/60	2 Fan	-

**Notes:**

1. For R407A/R407F, R407C, and R448A/R449A low temperature operation, add Demand Cooling Kit.



## 3 - 22 HP Horizontal Air Discharge

## Factory-Installed Options

### Need Factory-Installed Options?

- Make sure you have selected a configurable model. When ordering, remember to specify the option codes and list price adders for each selected option.
- Can't Find Something? Other options and accessories might be available on a custom order basis. Please contact your local Sales Representative or Account Engineer for assistance.

Option Code	Description	Models Used On	Notes	List Price Adder (\$US)		
				Outdoor (T)	Indoor (N)	intelliGen™ / Beacon II™
Electrical Options						
DFT.001	Defrost Timer - Air	All M6	Medium temperature applications only.	602	602	-
SW.007	Adjustable high pressure switch w/ manual reset & adjustable low pressure switch	2 Fan & 2 Fan Large	-	424	424	424
SW.002	Dual pressure control with adjustable high & low pressure settings	All	Standard heated and insulated receiver kit option can't be used with this option. Contact factory	166	166	-
FSD.001-1	Mounted fused disconnect	1 Fan (230V)	-	1,140	-	1,140
FSD.001-2	Mounted fused disconnect	1 Fan (460V)	-	1,312	-	1,312
FSD.001-3	Mounted fused disconnect	2 Fan (230V)	-	2,002	-	2,002
FSD.001-4	Mounted fused disconnect	2 Fan (460V)	-	2,305	-	2,305
FSD.001-5	Mounted fused disconnect	2 Fan Large (230V)	-	2,753	-	2,753
FSD.001-6	Mounted fused disconnect	2 Fan Large (460V)	-	3,771	-	3,771
PLM.001	Phase Loss Monitor	All	-	1,235	1,235	1,235
FCY.002-1	Fan Cycling - Temperature & Pressure	1 Fan	-	428	-	Press. Std.
FCY.014	Fan Cycling - Temperature & Pressure	2 Fan	-	594	-	Press. Std.
FCY.002-2	Fan Cycling - Temperature & Pressure	2 Fan Large	-	594	-	Press. Std.
ELC.007-1	Circuit Breakers (Compressor, Control & Fan)	2 Fan Large - 230V	-	2,570	2,570	-
ELC.007-2	Circuit Breakers (Compressor, Control & Fan)	2 Fan Large - 460V	-	3,903	3,903	-
CFS.001	Compressor Fusing	2 Fan Large	-	443	443	443
ELC.008-2	NEMA Contactors	2 Fan Large - 230V	-	2,349	2,349	-
ELC.008-1	NEMA Contactors	2 Fan Large - 460V	-	1,363	1,363	-
MS.001-1	Variable Speed EC Motor with Orbus Controller	1 Fan (208-230/3/60)	-	1,187	-	1,187
MS.001-2	Variable Speed EC Motor with Orbus Controller	2 Fan (208-230/3/60)	Not suitable for 2 Fan Large (230V) Units (1401H6, 1500M6, 1200L6 – 2200L6)	2,106	-	2,106
MS.001-3	Variable Speed EC Motor with Orbus Controller	2 Fan Large (230V)	-	N/A	-	N/A
MS.001-4	Variable Speed EC Motor with Orbus Controller	1 Fan (460V)	-	2,960	-	2,960

### Regulation Requires Variable Speed Fan Motors!

#### California Energy Commission Title 24, Section 126

Effective 01/01/2010, refrigerated warehouses with a total cold storage and frozen storage area exceeding 3,000 square feet require:

1. All condenser fans for air-cooled condensers/condensing units shall be continuously variable speed and the condensing temperature or pressure control system shall control the speed of all condenser fans serving a common condenser loop in unison. The minimum condensing temperature set point shall be less than or equal to 70 degrees Fahrenheit or reset in response to ambient dry bulb temperature or refrigeration system load.
2. All single phase condenser/condensing unit fan motors less than 1 horsepower and less than 460 volts shall be either permanent split capacitor or electronically

### 3 - 22 HP Horizontal Air Discharge

### Factory-Installed Options

#### Need Factory-Installed Options?

- Make sure you have selected a configurable model. When ordering, remember to specify the option codes and list price adders for each selected option.
- Can't Find Something? Other options and accessories might be available on a custom order basis. Please contact your local Sales Representative or Account Engineer for assistance.

Option Code	Description	Models Used On	Notes	List Price Adder (\$US)		
				Outdoor (T)	Indoor (N)	intelliGen™ / Beacon II™
MS.001-5	Variable Speed EC Motor with Orbus Controller	2 Fan (460V)	Not suitable for 2 Fan Large (460V) Units (1401H6, 1500M6, 1200L6 - 2200L6)	4,016	-	4,016
MS.001-6	Variable Speed EC Motor with Orbus Controller	2 Fan Large (460V)	-	N/A	-	N/A
<b>Mechanical Options</b>						
LIQ.003	Replaceable core liquid-line filter drier & sight glass	All	-	509	509	509
LIQ.002-3	Liquid-line solenoid valve	1 Fan	Not recommended on applications with line runs more than 25 feet.	667	667	-
LIQ.002-4	Liquid-line solenoid valve	2 Fan	Not recommended on applications with line runs more than 25 feet.	748	748	-
LIQ.002-5	Liquid-line solenoid valve	2 Fan Large	Not recommended on applications with line runs more than 25 feet.	1,025	1,025	-
SUC.003-1	Suction-line filter	1 Fan	-	509	509	509
SUC.003-2	Suction-line filter	2 Fan	-	865	865	865
SUC.003-3	Suction-line filter	2 Fan Large	-	1,382	1,382	1,382
SUC.005-1	Replaceable core suction-line filter	1 Fan	-	979	979	979
SUC.005-2	Replaceable core suction-line filter	2 Fan	-	1,336	1,336	1,336
SUC.005-3	Replaceable core suction-line filter	2 Fan Large	-	1,808	1,808	1,808
SUC.007-1	Suction accumulator	1 Fan	-	783	783	783
SUC.007-2	Suction accumulator	2 Fan	-	1,218	1,218	1,218
SUC.007-3	Suction accumulator	2 Fan Large	-	2,951	2,951	2,951
DIS.004-1	Head pressure control valve - 180psi fixed	1 & 2 Fan	-	Standard	382	Standard
DIS.004-2	Head pressure control valve - adjustable	2 Fan Large	-	Standard	1,297	Standard
DIS.001-1	Oil separator with discharge line check valve	1 Fan	-	1,417	1,417	1,417
DIS.001-2	Oil separator with discharge line check valve	2 Fan	-	1,497	1,497	1,497
DIS.001-3	Oil separator with discharge line check valve	2 Fan Large	-	1,771	1,771	1,771
UNL.001	Compressor Unloading (One Step)	2 Fan Large	-	2,444	2,444	-
DMD.001	Demand Cooling for low temperature R-407A/R-407F, R-407C, and R-448A/R-449A	All L6	Discuss Compressors Only	2,561	2,561	2,561
REC.010-3	Oversized receiver	1 Fan	See technical bulletin for volumes	1,335	1,335	1,335
REC.010-2	Oversized receiver	2 Fan	See technical bulletin for volumes	664	664	664
REC.010-1	Oversized receiver	2 Fan Large	See technical bulletin for Volumes	410	410	410
LOW.001-1	Heated & Insulated reciever with low pressure cut-out time delay	1 & 2 Fan	-	857	-	857
LOW.001-2	Heated & Insulated reciever with low pressure cut-out time delay	2 Fan Large	-	1,145	-	1,145

## 3 - 22 HP Horizontal Air Discharge

## Factory-Installed Options

### Need Factory-Installed Options?

- Make sure you have selected a configurable model. When ordering, remember to specify the option codes and list price adders for each selected option.
- Can't Find Something? Other options and accessories might be available on a custom order basis. Please contact your local Sales Representative or Account Engineer for assistance.

Option Code	Description	Models Used On	Notes	List Price Adder (\$US)		
				Outdoor (T)	Indoor (N)	intelliGen™ / Beacon II™
LVR.001-1	Louvered guard for snowbelt regions	1 Fan	-	1,297	-	1,297
LVR.001-2	Louvered guard for snowbelt regions	2 Fan	-	1,477	-	1,477
<b>Coil Options</b>						
CS.PRO-1	Polyester coated condenser fin protection	1 Fan	-	1,330	1,330	1,330
CS.PRO-2	Polyester coated condenser fin protection	2 Fan	-	1,838	1,838	1,838
CS.PRO-3	Polyester coated condenser fin protection	2 Fan Large	-	2,582	2,582	2,582
CS.CPR-1	Copper condenser fins	1 Fan	-	Call Factory	Call Factory	Call Factory
CS.CPR-2	Copper condenser fins	2 Fan	-	Call Factory	Call Factory	Call Factory
CS.CPR-3	Copper condenser fins	2 Fan Large	-	Call Factory	Call Factory	Call Factory
CS.ELEC-1	ElectroFin coil coating	1 Fan	-	Call Factory	Call Factory	Call Factory
CS.ELEC-2	ElectroFin coil coating	2 Fan	-	Call Factory	Call Factory	Call Factory
CS.ELEC-3	ElectroFin coil coating	2 Fan Large	-	Call Factory	Call Factory	Call Factory
CS.BRZ-1	Bronz-Glow coil coating	1 Fan	-	Call Factory	Call Factory	Call Factory
CS.BRZ-2	Bronz-Glow coil coating	2 Fan	-	Call Factory	Call Factory	Call Factory
CS.BRZ-3	Bronz-Glow coil coating	2 Fan Large	-	Call Factory	Call Factory	Call Factory

### 3 - 22 HP Horizontal Air Discharge Factory-Installed Electric Defrost Options

#### Need an electric defrost kit?

- Make sure you have selected a configurable model. When ordering, remember to specify the option codes and list price adders for each selected option.
- Electric defrost kits and components are available to be factory mounted in the electrical box of indoor or outdoor condensing units used in medium/low temp applications with electric defrost evaporators.

#### Selecting the proper kit is as easy as ...

- 1 Add up the total fan motor amps and electric heater amps for all evaporators in the refrigeration system.
- 2 For the selected condensing unit, find the rated defrost power amps for both the fan motor amps and electric heater amps.
- 3 If the evaporator total fan motor amps and electric defrost heater amps calculated in Step 1 are less than the condensing unit's rated defrost power amps found in Step 2 then proceed below to select the appropriate kit/components and list price adders. If not then contact your local Sales Representative or Account Engineer for assistance.

#### Definitions

##### Electric Defrost Timer

Initiates and terminates defrost cycles based on a predetermined time schedule.

##### Lockout Relay

Prevents the electric defrost heaters from energizing when the compressor is in operation.

##### Evaporator Hold Out Relay

Allows each evaporator to individually terminate defrost on temperature when multiple evaporators are used in a single system.

##### Fan Contactor

Carries amperage load for evaporator fan motors.

##### Heater Contactor

Carries amperage load for evaporator electric defrost heaters.

##### InterLink™ Smart Defrost Kit™ (SDK)

The InterLink™ SDK is a revolutionary product that is designed to be used on any electric defrost walk-in freezer system with an electro-mechanical defrost timer set for three or more scheduled defrosts per day. The InterLink™ SDK accurately estimates frost accumulation on the evaporator coil and decides if it can skip the preprogrammed defrost period that is set on the defrost timer. This helps eliminate unneeded defrost cycles, saving energy and increasing product integrity

Option Code	Description	Models Used On	Notes	List Price Adder (\$US)	
				Outdoor (T)	Indoor (N)
DFT.007-2	Electric Defrost Kit (High Amps)	1 Fan	Includes (1) electric defrost timer, (1 or 2) heater & (1) fan contactors, terminal strip	1,384	1,384
DFT.007-3	Electric Defrost Kit (High Amps)	2 Fan	Includes (1) electric defrost timer, (1 or 2) heater & (1) fan contactors, terminal strip	1,543	1,543
DFT.028	Electric Defrost Kit (Low Amps)	2 Fan Large	Includes (1) electric defrost timer, (1 or 2) heater & (1) fan contactors, terminal strip	2,095	2,095
DFT.029	Electric Defrost Kit (High Amps)	2 Fan Large	Includes (1) electric defrost timer, (1 or 2) heater & (1) fan contactors, terminal strip	3,014	3,014
DEF.066	Fuses for electric defrost kits	1 & 2 Fan	-	492	492
DEF.067	Fuses for electric defrost kits	2 Fan Large	-	492	492
EHR.001	Evaporator hold out relay	2 Fan Large	-	244	244
SDK.001	InterLink™ Smart Defrost Kit™	All	Can not be used alone. Must also select a electric defrost timer or electric defrost kit.	930	930

## 3 - 22 HP Horizontal Air Discharge

## Shipped-Loose Accessories

A wide range of shipped-loose accessories are available to order. Can't Find Something? Other options and accessories might be available on a custom order basis. Please contact your local Sales Representative or Account Engineer for assistance.

Part Number	Description	Models Used On	Notes	List Price (\$US)
<b>Mechanical Options</b>				
50053301	8" Extended Legs	1 Fan & 2 Fan	-	470
59894901	12" Extended Legs	2 Fan Large	-	546
59898801	Hail Guards	1 Fan	-	501
59898901	Hail Guards	2 Fan	-	566
59896801	Hail Guards	2 Fan Large	-	635


## Crankcase Pressure Regulator (CPR) Valves

A selection program must be used to pick the proper valve. The selection program requires the following inputs: system capacity, suction temperature, and maximum holding temperature. Not available for use on Beacon II™ Outdoor units. Should not be used with MOP type expansion valves in unit coolers. Please contact your local Sales Representative or Account Engineer for assistance.

Size	Part Number	List Price (\$US)
5/8"	2930142	328
7/8"	29346101	450
1 1/8"	29399012	662
1 3/8"	29394306	2,522
1 5/8"	4262Q	2,832

### 4 - 13 HP Horizontal Air Discharge

### Overview



#### Product Description:

The 4-13 HP condensing unit product line with Bitzer® compressors feature an enhanced grill design that gives up to 40% more free-air area than prior models and its vertical receiver needs less refrigerant to ensure a full column of liquid reaches the expansion valve. Fan motors and serviceable components are accessible via the front grill for quick service and the sight glass is conveniently placed so that charging is quick, easy and accurate. Thorough cleaning of the coil is easier because the unit's top is one piece and lighter for easy removal. A liquid base valve and suction service tap is placed on the outside of the cabinet for easy pump-downs and quick diagnosis. The footprint is smaller for easy jobsite placement. These condensing units utilize the Floating Tube™ design, which eliminates tube-sheet leaks, allowing a 5-year warranty against tube-sheet leaks. PSC motors come standard to help you save money

Opting for IntelliGen™ / Beacon II™ Refrigeration System with Smart Defrost, factory mounted Smart Defrost Kit (TM), or Variable Speed EC (VSEC) Motor with Orbus (TM) Controller increase energy efficiency of the refrigeration system.

#### Certifications



#### Nomenclature

#### Cabinet & Construction

- All units feature the Floating Tube™ coil design, eliminating tube sheet leaks
- Painted steel cabinet for superior strength and corrosion resistance
- Enhanced grill design provides 25-40% increase in free-air area

#### Serviceability

- Manual pumpdown switch on all units
- Dual isolation valves on receiver
- Base valve and high/low pressure taps on outside of cabinet
- Removable grill for access to all serviceable parts
- Lighter, one-piece top is easily removed for improved serviceability

#### Quality

- Sight Glass is easily viewable
- Fixed high and adjustable low pressure switch
- Refrigeration duty, rifled copper condenser tubing
- Electrical box relocated outside of air stream (improved air flow)
- Piping is laid out to minimize stress and vibration and is pre-bent to eliminate braze joints where possible, to reduce leak potential

#### Components

##### Compressor

- Units feature Bitzer® semi-hermetic compressors.
- Available with compressor unloading

##### Other

- Crankcase heater and head pressure valve on all outdoor units
- Sight glass and permanent liquid line filter

##### Motors

- Available with Variable Speed EC Motors

H	B	T	0601	L	6	C
Model	Compressor	Application	Equiv. HP	Operating Range	Refrigerant	Voltage
H = Chandler	B = Bitzer	S = IntelliGen™/Beacon II™ T = Outdoor N = Indoor	0401 = 4 HP 0551 = 5 HP 0601 = 6 HP 0611 = 6 HP 0751 = 7.5 HP 0901 = 9 HP 1001 = 10 HP 1201 = 12 HP 1301 = 13 HP	L = Low M = Medium	6 = R-404A/R-507A, R-407A/F, R-407C, R-448A/ R-449A	C = 208-230/3/60 D = 460/3/60 E = 575/3/60

## 4 - 13 HP Horizontal Air Discharge

## Configurable Models Pricing

Configurable Models		
<b>Outdoor (T)</b> <ul style="list-style-type: none"> <li>• Prepainted galvanized cabinet</li> <li>• Manual pump-down switch</li> <li>• Electronic oil failure switch</li> <li>• Spring mounted compressors with suction and discharge vibration eliminators</li> <li>• Head pressure control valve</li> <li>• Crankcase heater</li> <li>• Fixed high and adjustable low pressure switches</li> <li>• Sight glass &amp; permanent liquid-line filter</li> <li>• ServiceMate™ Diagnostic Module</li> </ul>	<b>Indoor (N)</b> <ul style="list-style-type: none"> <li>• No cabinet hood</li> <li>• Fan guards &amp; wiring conduit</li> <li>• Manual pump-down switch</li> <li>• Electronic oil failure switch</li> <li>• Spring mounted compressors with suction and discharge vibration eliminators</li> <li>• Crankcase heater</li> <li>• Fixed high and adjustable low pressure switches</li> <li>• Sight glass &amp; permanent liquid-line filter</li> <li>• ServiceMate™ Diagnostic Module</li> </ul>	<b>intelliGen™ / Beacon II™</b> <ul style="list-style-type: none"> <li>• Outdoor Unit with hood</li> <li>• Manual pump-down switch</li> <li>• Spring mounted compressors with suction and discharge vibration eliminators</li> <li>• Crankcase heater</li> <li>• Head pressure control valve</li> <li>• Wired for intelliGen™ / Beacon II™. intelliGen™ / Beacon II™ fan cycling for two fan units only</li> <li>• Fixed high and adjustable low pressure switches</li> <li>• Sight glass &amp; permanent liquid-line filter</li> </ul>
<b>Need to customize?</b> Look at the factory-installed options starting on page 108.		

Outdoor (T)		Indoor (N)		intelliGen™ / Beacon II™		Voltage	Cabinet	Notes
Chandler Model	List Price (\$US)	Chandler Model	List Price (\$US)	Chandler Model	List Price (\$US)			
Medium Temperature (R-404A/507, R-407A/R-407F, R-407C, and R-448A/R-449A)								
HBT0551M6C	26,080	HBN0551M6C	25,585	HBS0551M6C	27,503	208-230/3/60	2 Fan	-
HBT0551M6D	27,384	HBN0551M6D	26,864	HBS0551M6D	28,879	460/3/60	2 Fan	-
HBT0751M6C	29,326	HBN0751M6C	28,768	HBS0751M6C	30,925	208-230/3/60	2 Fan	-
HBT0751M6D	30,792	HBN0751M6D	30,208	HBS0751M6D	32,472	460/3/60	2 Fan	-
HBT0901M6C	34,754	HBN0901M6C	34,093	HBS0901M6C	36,648	208-230/3/60	2 Fan Large	-
HBT0901M6D	36,491	HBN0901M6D	35,798	HBS0901M6D	38,483	460/3/60	2 Fan Large	-
HBT1001M6C	35,423	HBN1001M6C	34,751	HBS1001M6C	37,357	208-230/3/60	2 Fan Large	-
HBT1001M6D	37,194	HBN1001M6D	36,487	HBS1001M6D	39,224	460/3/60	2 Fan Large	-
Low Temperature (R-404A/507, R-407A/R-407F, R-407C, and R-448A/R-449A)								
HBT0401L6C	24,418	HBN0401L6C	23,979	HBS0401L6C	25,490	208-230/3/60	1 Fan	-
HBT0401L6D	25,371	HBN0401L6D	24,915	HBS0401L6D	26,484	460/3/60	1 Fan	-
HBT0551L6C	25,657	HBN0551L6C	25,197	HBS0551L6C	26,784	208-230/3/60	1 Fan	-
HBT0551L6D	26,658	HBN0551L6D	26,177	HBS0551L6D	27,828	460/3/60	1 Fan	-
HBT0601L6C	30,785	HBN0601L6C	30,230	HBS0601L6C	32,135	208-230/3/60	2 Fan	-
HBT0601L6D	31,985	HBN0601L6D	31,409	HBS0601L6D	33,389	460/3/60	2 Fan	-
HBT0611L6C	31,527	HBN0611L6C	30,960	HBS0611L6C	32,909	208-230/3/60	2 Fan	-
HBT0611L6D	32,756	HBN0611L6D	32,168	HBS0611L6D	34,194	460/3/60	2 Fan	-
HBT0751L6C	32,878	HBN0751L6C	32,287	HBS0751L6C	34,320	208-230/3/60	2 Fan	-
HBT0751L6D	34,161	HBN0751L6D	33,544	HBS0751L6D	35,658	460/3/60	2 Fan	-
HBT1001L6C	37,559	HBN1001L6C	36,882	HBS1001L6C	39,206	208-230/3/60	2 Fan	-
HBT1001L6D	39,023	HBN1001L6D	38,321	HBS1001L6D	40,737	460/3/60	2 Fan	-
HBT1201L6C	38,341	HBN1201L6C	37,649	HBS1201L6C	40,022	208-230/3/60	2 Fan Large	-
HBT1201L6D	39,835	HBN1201L6D	39,117	HBS1201L6D	41,583	460/3/60	2 Fan Large	-
HBT1301L6C	40,056	HBN1301L6C	39,335	HBS1301L6C	41,812	208-230/3/60	2 Fan Large	-
HBT1301L6D	41,618	HBN1301L6D	40,868	HBS1301L6D	43,444	460/3/60	2 Fan Large	-



## 4 - 13 HP Horizontal Air Discharge

## Factory-Installed Options

### Need Factory-Installed Options?

- Make sure you have selected a configurable model. When ordering, remember to specify the option codes and list price adders for each selected option.
- Can't Find Something? Other options and accessories might be available on a custom order basis. Please contact your local Sales Representative or Account Engineer for assistance.

Option Code	Description	Models Used On	Notes	List Price Adder (\$US)		
				Outdoor (T)	Indoor (N)	intelliGen™ Beacon II™
Electrical Options						
DFT.001	Defrost Timer - Air	All M6	Medium temperature applications only.	602	602	-
SW.007	Adjustable high pressure switch w/ manual reset & adjustable low pressure switch	All	-	424	424	424
SW.002	Dual pressure control with adjustable high & low pressure settings	All	Standard heated and insulated receiver kit option can't be used with this option. Contact factory	166	166	-
FSD.001-3	Mounted fused disconnect	1 Fan (230V)	-	1,140	-	1,140
FSD.001-4	Mounted fused disconnect	1 Fan (460V)	-	2,960	-	2,960
FSD.001-5	Mounted fused disconnect	2 Fan (230V)	-	2,002	-	2,002
FSD.001-6	Mounted fused disconnect	2 Fan (460V)	Not suitable for 2 Fan Large (460V) Units (901M6 - 1001M6, 1201L6 - 1301L6)	4,016	-	4,016
FSD.001-7	Mounted fused disconnect	2 Fan Large (230V)	-	2,753	-	2,753
FSD.001-8	Mounted fused disconnect	2 Fan Large (460V)	-	3,771	-	3,771
PLM.001	Phase Loss Monitor	All	-	1,235	1,235	1,235
FCY.002-1	Fan Cycling - Temperature & Pressure	1 Fan	-	428	-	Press. Std.
FCY.014	Fan Cycling - Temperature & Pressure	2 Fan	-	594	-	Press. Std.
FCY.002-2	Fan Cycling - Temperature & Pressure	2 Fan Large	-	594	-	Press. Std.
ELC.007-1	Circuit Breakers (Compressor, Control & Fan)	2 Fan Large - 230V	-	2,570	2,570	-
ELC.007-2	Circuit Breakers (Compressor, Control & Fan)	2 Fan Large - 460V	-	3,903	3,903	-
CFS.001	Compressor Fusing	2 Fan Large	-	443	443	443
ELC.008-2	NEMA Contactors	2 Fan Large - 230V	-	2,349	2,349	-
ELC.008-1	NEMA Contactors	2 Fan Large - 460V	-	1,363	1,363	-
MS.001-1	Variable Speed EC Motor with Orbus Controller	1 Fan (208-230/3/60)	-	1,271	-	N/A
MS.001-2	Variable Speed EC Motor with Orbus Controller	2 Fan (208-230/3/60)	Not suitable for 2 Fan Large (230V) Units (901M6 - 1001M6, 1201L6 - 1301L6)	2,065	-	2,065
MS.001-3	Variable Speed EC Motor with Orbus Controller	2 Fan Large (230V)	-	N/A	-	N/A
MS.001-4	Variable Speed EC Motor with Orbus Controller	1 Fan (460V)	-	2,960	-	2,960
MS.001-5	Variable Speed EC Motor with Orbus Controller	2 Fan (460V)	Not suitable for 2 Fan Large (460V) Units (901M6 - 1001M6, 1201L6 – 1301L6)	4,016	-	4,016
MS.001-6	Variable Speed EC Motor with Orbus Controller	2 Fan Large (460V)	-	N/A	-	N/A

### Regulation Requires Variable Speed Fan Motors!

#### California Energy Commission Title 24, Section 126

Effective 01/01/2010, refrigerated warehouses with a total cold storage and frozen storage area exceeding 3,000 square feet require:

1. All condenser fans for air-cooled condensers/condensing units shall be continuously variable speed and the condensing temperature or pressure control system shall control the speed of all condenser fans serving a common condenser loop in unison. The minimum condensing temperature set point shall be less than or equal to 70 degrees Fahrenheit or reset in response to ambient dry bulb temperature or refrigeration system load.
2. All single phase condenser/condensing unit fan motors less than 1 horsepower and less than 460 volts shall be either permanent split capacitor or electronically commutated.

## 4 - 13 HP Horizontal Air Discharge

## Factory-Installed Options

### Need Factory-Installed Options?

- Make sure you have selected a configurable model. When ordering, remember to specify the option codes and list price adders for each selected option.
- Can't Find Something? Other options and accessories might be available on a custom order basis. Please contact your local Sales Representative or Account Engineer for assistance.

Option Code	Description	Models Used On	Notes	List Price Adder (\$US)		
				Outdoor (T)	Indoor (N)	intelliGen™ / Beacon II™
Mechanical Options						
LIQ.003	Replaceable core liquid-line filter drier & sight glass	All	-	509	509	509
LIQ.002-1	Liquid-line solenoid valve	1 Fan	Not recommended on applications with line runs more than 25 feet.	667	667	-
LIQ.002-2	Liquid-line solenoid valve	2 Fan	Not recommended on applications with line runs more than 25 feet.	748	748	-
LIQ.002-3	Liquid-line solenoid valve	2 Fan Large	Not recommended on applications with line runs more than 25 feet.	1,025	1,025	-
SUC.003-1	Suction-line filter	1 Fan	-	509	509	509
SUC.003-2	Suction-line filter	2 Fan	-	865	865	865
SUC.003-3	Suction-line filter	2 Fan Large	-	1,382	1,382	1,382
SUC.005-1	Replaceable core suction-line filter	1 Fan	-	979	979	979
SUC.005-2	Replaceable core suction-line filter	2 Fan	-	1,336	1,336	1,336
SUC.005-3	Replaceable core suction-line filter	2 Fan Large	-	1,808	1,808	1,808
SUC.007-1	Suction accumulator	1 Fan	-	783	783	783
SUC.007-2	Suction accumulator	2 Fan	-	1,218	1,218	1,218
SUC.007-3	Suction accumulator	2 Fan Large	-	2,951	2,951	2,951
DIS.004-1	Head pressure control valve - 180psi fixed	1 & 2 Fan	-	Standard	382	Standard
DIS.004-2	Head pressure control valve - adjustable	2 Fan Large	-	Standard	1,297	Standard
DIS.001-1	Oil separator with discharge line check valve	1 Fan	-	1,417	1,417	1,417
DIS.001-2	Oil separator with discharge line check valve	2 Fan	-	1,497	1,497	1,497
DIS.001-3	Oil separator with discharge line check valve	2 Fan Large	-	1,771	1,771	1,771
UNL.001	Compressor Unloading (One Step)	All	-	2,444	2,444	-
REC.010-3	Oversized receiver	1 Fan	See technical bulletin for volumes	1,335	1,335	1,335
REC.010-2	Oversized receiver	2 Fan	See technical bulletin for volumes	664	664	664
REC.010-1	Oversized receiver	2 Fan Large	See technical bulletin for Volumes	410	410	410
LOW.001-1	Heated & Insulated reciever with low pressure cut-out time delay	1 & 2 Fan	-	857	-	857
LOW.001-2	Heated & Insulated reciever with low pressure cut-out time delay	2 Fan Large	-	1,145	-	1,145
LVR.001-1	Louvered guard for snowbelt regions	1 Fan	-	1,297	-	1,297
LVR.001-2	Louvered guard for snowbelt regions	2 Fan	-	1,477	-	1,477
Coil Options						
CS.PRO-1	Polyester coated condenser fin protection	1 Fan	-	1,330	1,330	1,330
CS.PRO-2	Polyester coated condenser fin protection	2 Fan	-	1,838	1,838	1,838
CS.PRO-3	Polyester coated condenser fin protection	2 Fan Large	-	2,582	2,582	2,582
CS.CPR-1	Copper condenser fins	1 Fan	-	Call Factory	Call Factory	Call Factory
CS.CPR-2	Copper condenser fins	2 Fan	-	Call Factory	Call Factory	Call Factory
CS.CPR-3	Copper condenser fins	2 Fan Large	-	Call Factory	Call Factory	Call Factory
CS.ELEC-1	ElectroFin coil coating	1 Fan	-	Call Factory	Call Factory	Call Factory
CS.ELEC-2	ElectroFin coil coating	2 Fan	-	Call Factory	Call Factory	Call Factory
CS.ELEC-3	ElectroFin coil coating	2 Fan Large	-	Call Factory	Call Factory	Call Factory
CS.BRZ-1	Bronz-Glow coil coating	1 Fan	-	Call Factory	Call Factory	Call Factory
CS.BRZ-2	Bronz-Glow coil coating	2 Fan	-	Call Factory	Call Factory	Call Factory
CS.BRZ-3	Bronz-Glow coil coating	2 Fan Large	-	Call Factory	Call Factory	Call Factory

### 4 - 13 HP Horizontal Air Discharge Factory-Installed Electric Defrost Options

#### Need an electric defrost kit?

- Make sure you have selected a configurable model. When ordering, remember to specify the option codes and list price adders for each selected option.
- Electric defrost kits and components are available to be factory mounted in the electrical box of indoor or outdoor condensing units used in medium/low temp applications with electric defrost evaporators.

#### Selecting the proper kit is as easy as ...

1

Add up the total fan motor amps and electric heater amps for all evaporators in the refrigeration system.

2

For the selected condensing unit, contact your local Sales Representative or Account Engineer to find out the rated defrost power amps for both the fan motor amps and electric heater amps. The condensing unit data plate ratings are based on the actual system match.

3

Your local Sales Representative or Account Engineer will help you select the proper electric defrost kit and components.

#### Definitions

##### Electric Defrost Timer

Initiates and terminates defrost cycles based on a predetermined time schedule.

##### Lockout Relay

Prevents the electric defrost heaters from energizing when the compressor is in operation.

##### Evaporator Hold Out Relay

Allows each evaporator to individually terminate defrost on temperature when multiple evaporators are used in a single system.

##### Fan Contactor

Carries amperage load for evaporator fan motors.

##### Heater Contactor

Carries amperage load for evaporator electric defrost heaters.

##### InterLink™ Smart Defrost Kit™ (SDK)

The InterLink™ SDK is a revolutionary product that is designed to be used on any electric defrost walk-in freezer system with an electro-mechanical defrost timer set for three or more scheduled defrosts per day. The InterLink™ SDK accurately estimates frost accumulation on the evaporator coil and decides if it can skip the preprogrammed defrost period that is set on the defrost timer. This helps eliminate unneeded defrost cycles, saving energy and increasing product integrity

Option Code	Description	Models Used On	Notes	List Price Adder (\$US)	
				Outdoor (T)	Indoor (N)
DFT.KIT	Electric Defrost Kit	All	Includes (1) electric defrost timer, (1) heater contactor (48 amp maximum heater load), (1) fan contactor, terminal strip, and fusing	N/A	2,037
DFT.CHR	Additional Heater Contactor and hold out relay	All	48 amp maximum heater load per heater contactor. Can only have a maximum of 2 heater contactors per unit.	736	736
SDK.001	InterLink™ Smart Defrost Kit™	All	Can not be used alone. Must also select a electric defrost timer or electric defrost kit.	930	930

## 4 - 13 HP Horizontal Air Discharge

## Shipped-Loose Accessories

A wide range of shipped-loose accessories are available to order. Can't Find Something? Other options and accessories might be available on a custom order basis. Please contact your local Sales Representative or Account Engineer for assistance.

Part Number	Description	Models Used On	Notes	List Price (\$US)
<b>Mechanical Options</b>				
50053301	8" Extended Legs	1 Fan & 2 Fan	-	470
59894901	12" Extended Legs	2 Fan Large	-	546
59898801	Hail Guards	1 Fan	-	501
59898901	Hail Guards	2 Fan	-	566
59896801	Hail Guards	2 Fan Large	-	635

## Crankcase Pressure Regulator (CPR) Valves

A selection program must be used to pick the proper valve. The selection program requires the following inputs: system capacity, suction temperature, and maximum holding temperature. Not available for use on intelliGen(TM) / Beacon II (TM). Should not be used with MOP type expansion valves in unit coolers. Please contact your local Sales Representative or Account Engineer for assistance.

Size	Part Number	List Price (\$US)
5/8"	2930142	328
7/8"	29346101	450
1 1/8"	29399012	662
1 3/8"	29394306	2,522
1 5/8"	4262Q	2,832

### 12 - 40 HP Vertical Air Discharge

### Overview



#### Product Description

The 12-40 HP vertical condensing units are designed to meet the needs of a demanding commercial and industrial refrigeration market. The product is configured to be flexible in its design and construction to allow it to respond to the requirements of refrigeration contractors, consulting engineers and facility owners/operators. The Floating Tube™ coil design incorporated in the product provides reliability against tube sheet leaks.

Opting for IntelliGen™ / Beacon II™ Refrigeration System with Smart Defrost, factory mounted Smart Defrost Kit (TM), or Variable Speed EC (VSEC) Motor with Orbus (TM) Controller increase energy efficiency of the refrigeration system.

#### Certifications



#### Cabinet & Construction

- All units feature the Floating Tube™ coil which eliminates tube sheet leaks
- Painted steel cabinet for superior strength and corrosion resistance

#### Serviceability

- Manual pumpdown switch on all units
- Convenient access panels to easily service internal components
- Large electrical panel to facilitate ease of access

#### Quality

- Sight Glass is easily viewable
- Fixed high and adjustable low pressure switch
- Refrigeration duty, rifled copper condenser tubing
- Piping is laid out to minimize stress and vibration and is pre-bent to eliminate braze joints where possible to reduce leak potential
- All joints are sweat type connections, no mechanical joints to leak
- Separate subcooling circuit in condenser for added capacity and vapor free liquid
- Pressure relief valve on receiver
- ServiceMate™ diagnostic module standard on all non-Beacon™ condensing units

#### Components

##### Compressor

- Spring-mounted compressors with suction and discharge eliminators
- Receivers are sized for sufficient pumpdown capacity with inlet and outlet service valves.

##### Other

- Sight glass and permanent liquid line filter

##### Motors

- Available with Variable Speed EC Motors

#### Nomenclature

C	D	V	S	1501	H	6	C
Model	Compressor	Style	IntelliGen™	Equiv. HP	Operating Range	Refrigerant	Voltage
C = Chandler	D = Discus®	V = Vertical	S = IntelliGen™ / Beacon II™  No "S" = non IntelliGen™ / Beacon II™	1200/1201 = 12 HP 1500/1501 = 15 HP 2000/2001 = 20 HP 2200/2201 = 22 HP 2500/2501 = 25 HP 2600 = 25 HP 2700/2701 = 27 HP 3000/3001 = 30 HP 3500/3501 = 35 HP 1500/1501 = 15 HP	H = High L = Low M = Medium	6 = R-404A / R-507A, R-407A/F, R-407C, R-448A / R-449A	C = 208-230/3/60 (200-220/3/50) D = 460/3/60 (380-420/3/50) K = 230/3/60 (220/3/50)

## 12 - 40 HP Vertical Air Discharge

## Configurable Models Pricing

Configurable Models	
<b>Outdoor</b> <ul style="list-style-type: none"> <li>• Prepainted galvanized cabinet with easily removable service panels</li> <li>• Condenser built with rifled tubing and a separate subcooler coil for extra performance</li> <li>• Adjustable flooded head pressure valves on all models</li> <li>• Liquid line with drier, sight glass, and shut-off valve</li> <li>• Electronic oil safety control</li> <li>• Spring mounted compressors with suction and discharge vibration eliminators</li> <li>• Large electrical panel, including compressor contactor and pump-down switch</li> <li>• Fixed high pressure control and separate adjustable low pressure control with flexible braided hose</li> <li>• ServiceMate™ Diagnostic Module</li> </ul>	<b>intelliGen™ / Beacon II™</b> <ul style="list-style-type: none"> <li>• Prepainted galvanized cabinet with easily removable service panels</li> <li>• Condenser built with rifled tubing and a separate subcooler coil for extra performance</li> <li>• Adjustable flooded head pressure valves on all models</li> <li>• Liquid line with drier, sight glass, and shut-off valve</li> <li>• Electronic oil safety control</li> <li>• Spring mounted compressors with suction and discharge vibration eliminators</li> <li>• Large electrical panel, including compressor contactor and pump-down switch</li> <li>• Fixed high pressure control and separate adjustable low pressure control with flexible braided hose</li> <li>• Wired for intelliGen™ / Beacon II™ control with fan cycling.</li> </ul>
<b>Need to customize?</b> Look at the factory-installed options starting on page 115.	

Outdoor		intelliGen™ / Beacon II™		Voltage	Model Type	Notes
Chandler Model	List Price (\$US)	Chandler Model	List Price (\$US)			
Standard Models: Medium Temperature (R-404A/507, R-407A/R-407F, R-407C, and R-448A/R-449A)						
CDV1500M6C	41,017	CDVS1500M6C	44,035	208-230/3/60	Standard	-
CDV1500M6D	41,828	CDVS1500M6D	44,844	460/3/60	Standard	-
CDV2000M6C	45,642	CDVS2000M6C	48,658	208-230/3/60	Standard	-
CDV2000M6D	46,453	CDVS2000M6D	49,470	460/3/60	Standard	-
CDV2500M6C	54,457	CDVS2500M6C	57,476	208-230/3/60	Standard	-
CDV2500M6D	55,266	CDVS2500M6D	58,285	460/3/60	Standard	-
CDV2600M6C	61,163	CDVS2600M6C	64,179	208-230/3/60	Standard	-
CDV2600M6D	61,972	CDVS2600M6D	64,995	460/3/60	Standard	-
CDV3000M6C	63,869	CDVS3000M6C	66,888	208-230/3/60	Standard	-
CDV3000M6D	64,680	CDVS3000M6D	67,697	460/3/60	Standard	-
CDV3500M6C	72,295	CDVS3500M6C	75,675	208-230/3/60	Standard	-
CDV3500M6D	72,961	CDVS3500M6D	76,344	460/3/60	Standard	-
CDV4000M6D	80,850	CDVS4000M6D	84,226	460/3/60	Standard	-
CDV4000M6K	79,762	CDVS4000M6K	83,142	230/3/60	Standard	-
Standard Models: Low Temperature (R-404A/507, R-407A/R-407F, R-407C, and R-448A/R-449A)						
CDV1200L6C	42,059	CDVS1200L6C	45,073	208-230/3/60	Standard	See Note 2
CDV1200L6D	42,874	CDVS1200L6D	45,890	460/3/60	Standard	See Note 2
CDV1500L6C	44,028	CDVS1500L6C	47,043	208-230/3/60	Standard	See Note 2
CDV1500L6D	44,838	CDVS1500L6D	47,855	460/3/60	Standard	See Note 2
CDV2200L6C	51,670	CDVS2200L6C	54,690	208-230/3/60	Standard	See Note 2
CDV2200L6D	52,483	CDVS2200L6D	55,499	460/3/60	Standard	See Note 2
CDV2700L6C	59,388	CDVS2700L6C	62,403	208-230/3/60	Standard	See Note 2
CDV2700L6D	60,198	CDVS2700L6D	63,215	460/3/60	Standard	See Note 2
CDV3000L6C	65,896	CDVS3000L6C	68,911	208-230/3/60	Standard	See Note 2
CDV3000L6D	66,705	CDVS3000L6D	69,722	460/3/60	Standard	See Note 2

### Notes:

1. High Efficiency Models come with an oversized condenser.
2. For R-407A/R-407F, R407C, and R-448A/R-449A low temperature operation, add Demand Cooling Kit.

### 12 - 40 HP Vertical Air Discharge

### Configurable Models Pricing

Outdoor		intelliGen™ / Beacon II™		Voltage	Model Type	Notes
Chandler Model	List Price (\$US)	Chandler Model	List Price (\$US)			
High Efficiency Models: High Temperature (R-404A/507, R-407A/R-407F, R-407C, and R-448A/R-449A)						
CDV1501H6C	45,363	CDVS1501H6C	48,382	208-230/3/60	High Efficiency	See Note 1
CDV1501H6D	46,175	CDVS1501H6D	49,191	460/3/60	High Efficiency	See Note 1
CDV2001H6C	47,824	CDVS2001H6C	50,842	208-230/3/60	High Efficiency	See Note 1
CDV2001H6D	48,637	CDVS2001H6D	51,651	460/3/60	High Efficiency	See Note 1
CDV2501H6C	67,391	CDVS2501H6C	70,771	208-230/3/60	High Efficiency	See Note 1
CDV2501H6D	68,278	CDVS2501H6D	71,656	460/3/60	High Efficiency	See Note 1
CDV3001H6C	70,330	CDVS3001H6C	73,713	208-230/3/60	High Efficiency	See Note 1
CDV3001H6D	71,143	CDVS3001H6D	74,521	460/3/60	High Efficiency	See Note 1
CDV3501H6C	87,941	CDVS3501H6C	91,638	208-230/3/60	High Efficiency	See Note 1
CDV3501H6D	88,751	CDVS3501H6D	92,451	460/3/60	High Efficiency	See Note 1
CDV4001H6D	89,737	CDVS4001H6D	93,436	460/3/60	High Efficiency	See Note 1
CDV4001H6K	88,909	CDVS4001H6K	92,601	575/3/60'	High Efficiency	See Note 1
High Efficiency Models: Low Temperature (R-404A/507, R-407A/R-407F, R-407C, and R-448A/R-449A)						
CDV1201L6C	43,898	CDVS1201L6C	46,916	208-230/3/60	High Efficiency	See Note 1, 2
CDV1201L6D	44,712	CDVS1201L6D	47,730	460/3/60	High Efficiency	See Note 1, 2
CDV1501L6C	47,169	CDVS1501L6C	50,188	208-230/3/60	High Efficiency	See Note 1, 2
CDV1501L6D	47,981	CDVS1501L6D	50,994	460/3/60	High Efficiency	See Note 1, 2
CDV2201L6C	54,913	CDVS2201L6C	57,929	208-230/3/60	High Efficiency	See Note 1, 2
CDV2201L6D	55,726	CDVS2201L6D	58,743	460/3/60	High Efficiency	See Note 1, 2
CDV2701L6C	66,014	CDVS2701L6C	69,394	208-230/3/60	High Efficiency	See Note 1, 2
CDV2701L6D	66,823	CDVS2701L6D	70,203	460/3/60	High Efficiency	See Note 1, 2
CDV3001L6C	69,681	CDVS3001L6C	73,059	208-230/3/60	High Efficiency	See Note 1, 2
CDV3001L6D	70,492	CDVS3001L6D	73,867	460/3/60	High Efficiency	See Note 1, 2
CDV1201L6C	43,898	CDVS1201L6C	46,916	208-230/3/60	High Efficiency	See Note 1, 2
CDV1201L6D	44,712	CDVS1201L6D	47,730	460/3/60	High Efficiency	See Note 1, 2
CDV1501L6C	47,169	CDVS1501L6C	50,188	208-230/3/60	High Efficiency	See Note 1, 2
CDV1501L6D	47,981	CDVS1501L6D	50,994	460/3/60	High Efficiency	See Note 1, 2
CDV2201L6C	54,913	CDVS2201L6C	57,929	208-230/3/60	High Efficiency	See Note 1, 2
CDV2201L6D	55,726	CDVS2201L6D	58,743	460/3/60	High Efficiency	See Note 1, 2
CDV2701L6C	66,014	CDVS2701L6C	69,394	208-230/3/60	High Efficiency	See Note 1, 2
CDV2701L6D	66,823	CDVS2701L6D	70,203	460/3/60	High Efficiency	See Note 1, 2
CDV3001L6C	69,681	CDVS3001L6C	73,059	208-230/3/60	High Efficiency	See Note 1, 2
CDV3001L6D	70,492	CDVS3001L6D	73,867	460/3/60	High Efficiency	See Note 1, 2

**Notes:**

1. High Efficiency Models come with an oversized condenser.
2. For R-407A/R-407F, R-407C, and R-448A/R-449A low temperature operation, add Demand Cooling Kit.



## 12 - 40 HP Vertical Air Discharge

## Factory-Installed Options

### Need Factory-Installed Options?

- Make sure you have selected a configurable model. When ordering, remember to specify the option codes and list price adders for each selected option.
- Can't Find Something? Other options and accessories might be available on a custom order basis. Please contact your local Sales Representative or Account Engineer for assistance.

Option Code	Description	CDV/CDVS Models Used On	Notes	List Price Adder (\$US)	
				Outdoor	intelliGen™ / Beacon II™
Electrical Options					
DFT.001	Defrost Timer - Air	All	Medium temperature applications only.	602	-
FCY.001-1	Fan Cycling - Temperature	1200-3000 Standard Models 1201-2201 High Efficiency Models	Fan closest to the header is not cycled.	1,912	-
FCY.001-2	Fan Cycling - Temperature	3500-4000 Standard Models 2501-3001 High Efficiency Models	Fan closest to the header is not cycled.	2,277	-
FCY.001-3	Fan Cycling - Temperature	3501-4001 High Efficiency Models	Fan closest to the header is not cycled.	2,596	-
FCY.002-1	Fan Cycling - Pressure	1200-3000 Standard Models 1201-2201 High Efficiency Models	Fan closest to the header is not cycled.	1,912	Standard
FCY.002-2	Fan Cycling - Pressure	3500-4000 Standard Models 2501-3001 High Efficiency Models	Fan closest to the header is not cycled.	2,277	Standard
FCY.002-3	Fan Cycling - Pressure	3501-4001 High Efficiency Models	Fan closest to the header is not cycled.	2,596	Standard
FSD.001-1	Fused Disconnect	1200-2701 (230V)	-	1,818	1,818
FSD.001-2	Fused Disconnect	1200-2701 (460V)	-	2,651	2,651
FSD.001-3	Fused Disconnect	3000-4001 (460V)	-	3,860	3,860
NFD.008-1	Non-Fused Disconnect	1200-2701 (230V)	-	1,707	1,707
NFD.008-2	Non-Fused Disconnect	1200-2701 (460V)	-	2,457	2,457
NFD.008-3	Non-Fused Disconnect	3000-4001 (460V)	-	3,595	3,595
CBK.002-2	Compressor Circuit Breaker	230V	-	2,822	2,822
CBK.002-1	Compressor Circuit Breaker	460V	-	1,311	1,311
PLM.00X	Phase Loss Monitor	230V & 460V	-	1,235	1,235
TDR.002	Anti-short Cycling Timer	All	-	713	713
HPS.001	Manual Reset High Pressure Switch	All	-	341	341
MS.0012D	Variable Speed EC Motor with proportional pressure controller	1500-2500M6 Standard Models (230V) 1200-2700L6 Standard Models (230V) 1201L6-2201L6 High Efficiency Models (230V)	-	16,816	16,816

### Regulation Requires Variable Speed Fan Motors!

#### California Energy Commission Title 24, Section 126

Effective 01/01/2010, refrigerated warehouses with a total cold storage and frozen storage area exceeding 3,000 square feet require:

1. All condenser fans for air-cooled condensers/condensing units shall be continuously variable speed and the condensing temperature or pressure control system shall control the speed of all condenser fans serving a common condenser loop in unison. The minimum condensing temperature set point shall be less than or equal to 70 degrees Fahrenheit or reset in response to ambient dry bulb temperature or refrigeration system load.
2. All single phase condenser/condensing unit fan motors less than 1 horsepower and less than 460 volts shall be either permanent split capacitor or electronically commutated.

## 12 - 40 HP Vertical Air Discharge

## Factory-Installed Options

### Need Factory-Installed Options?

- Make sure you have selected a configurable model. When ordering, remember to specify the option codes and list price adders for each selected option.
- Can't Find Something? Other options and accessories might be available on a custom order basis. Please contact your local Sales Representative or Account Engineer for assistance.

Option Code	Description	CDV/CDVS Models Used On	Notes	List Price Adder (\$US)	
				Outdoor	intelliGen™ / Beacon II™
MS.0012L	Variable Speed EC Motor with proportional pressure controller	2600-3000M6 Standard Models (230V & 460V) 3000L6 Standard Model (230V & 460V) 1501-2001H6 High Efficiency Models (230V & 460V) 2701L6-3001L6 High Efficiency Models (230V & 460V)	-	20,468	20,468
MS.0013L	Variable Speed EC Motor with proportional pressure controller	3500-4000M6 Standard Models (230V & 460V) 2501-3001H6 High Efficiency Models (230V & 460V)	-	29,536	29,536
MS.0014L	Variable Speed EC Motor with proportional pressure controller	3501-4001H6 High Efficiency Models (230V & 460V)	-	40,932	40,932
<b>Mechanical Options</b>					
LIQ.003-1	Replaceable core liquid-line filter drier & sight glass	1200-2201	-	509	509
LIQ.003-2	Replaceable core liquid-line filter drier & sight glass	2500-4001	-	748	748
LIQ.002-1	Liquid-line solenoid valve	1200-2201	Not recommended on applications with line runs more than 25 feet.	1,025	-
LIQ.002-2	Liquid-line solenoid valve	2500-4001	Not recommended on applications with line runs more than 25 feet.	1,099	-
SUC.003-1	Suction-line filter	1200-2001	-	1,382	1,382
SUC.003-2	Suction-line filter	2200-4001	-	1,770	1,770
SUC.005-1	Replaceable core suction-line filter	1200-2001	-	1,807	1,807
SUC.005-2	Replaceable core suction-line filter	2200-4001	-	1,888	1,888
SUC.007-1	Suction accumulator	1200-2001	-	2,951	2,951
SUC.007-2	Suction accumulator	2200-4001	-	3,387	3,387
DIS.001-1	Oil separator with discharge line check valve	1200-3001	-	1,770	1,770
DIS.001-2	Oil separator with discharge line check valve	3500-4001	-	2,991	2,991
MUF.001	Discharge muffler	All	-	501	501
DIS.002-1	Three way heat reclaim valve with check valve installed	1200-2000	-	1,828	1,828

### Regulation Requires Variable Speed Fan Motors!

#### California Energy Commission Title 24, Section 126

Effective 01/01/2010, refrigerated warehouses with a total cold storage and frozen storage area exceeding 3,000 square feet require:

1. All condenser fans for air-cooled condensers/condensing units shall be continuously variable speed and the condensing temperature or pressure control system shall control the speed of all condenser fans serving a common condenser loop in unison. The minimum condensing temperature set point shall be less than or equal to 70 degrees Fahrenheit or reset in response to ambient dry bulb temperature or refrigeration system load.
2. All single phase condenser/condensing unit fan motors less than 1 horsepower and less than 460 volts shall be either permanent split capacitor or electronically commutated

## 12 - 40 HP Vertical Air Discharge

## Factory-Installed Options

### Need Factory-Installed Options?

- Make sure you have selected a configurable model. When ordering, remember to specify the option codes and list price adders for each selected option.
- Can't Find Something? Other options and accessories might be available on a custom order basis. Please contact your local Sales Representative or Account Engineer for assistance.

Option Code	Description	CDV/CDVS Models Used On	Notes	List Price Adder (\$US)	
				Outdoor	intelliGen™ / Beacon II™
DIS.002-2	Three way heat reclaim valve with check valve installed	2001-4001	-	2,677	2,677
UNL.001	Compressor Unloading - with pressure control for (1) cyl. Bank	All	-	1,815	-
DMD.001	Demand Cooling for low temperature R-407A/R-407F, R-407C, and R-448A/R-449A	-	-	2,561	2,561
REC.001-1	Low Ambient kit with heated and insulated receiver and time delay relay	1200-3001	-	2,795	2,795
REC.001-2	Low Ambient kit with heated and insulated receiver and time delay relay	3500-4001	-	3,672	3,672
<b>Coil Options</b>					
CS.PRO-1	Polyester coated condenser fin protection	1200-3000 Standard Models 1201-2201 High Efficiency Models	-	2,150	2,150
CS.PRO-2	Polyester coated condenser fin protection	2501-3001 High Efficiency Models	-	2,700	2,700
CS.PRO-3	Polyester coated condenser fin protection	3500-4000 Standard Models	-	2,753	2,753
CS.PRO-4	Polyester coated condenser fin protection	3501-4001 High Efficiency Models	-	3,860	3,860
CS.ELEC-1	ElectroFin coil coating	1200-3000 Standard Models 1201-2201 High Efficiency Models	-	Call Factory	Call Factory
CS.ELEC-2	ElectroFin coil coating	2501-3001 High Efficiency Models	-	Call Factory	Call Factory
CS.ELEC-3	ElectroFin coil coating	3500-4000 Standard Models	-	Call Factory	Call Factory
CS.ELEC-4	ElectroFin coil coating	3501-4001 High Efficiency Models	-	Call Factory	Call Factory
CS.CPR-1	Copper condenser fins	1200-3000 Standard Models 1201-2201 High Efficiency Models	-	Call Factory	Call Factory
CS.CPR-2	Copper condenser fins	2501-3001 High Efficiency Models	-	Call Factory	Call Factory
CS.CPR-3	Copper condenser fins	3500-4000 Standard Models	-	Call Factory	Call Factory
CS.CPR-4	Copper condenser fins	3501-4001 High Efficiency Models	-	Call Factory	Call Factory
CS.BRZ-1	Bronz-Glow coil coating	1200-3000 Standard Models 1201-2201 High Efficiency Models	-	Call Factory	Call Factory
CS.BRZ-2	Bronz-Glow coil coating	2501-3001 High Efficiency Models	-	Call Factory	Call Factory
CS.BRZ-3	Bronz-Glow coil coating	3500-4000 Standard Models	-	Call Factory	Call Factory
CS.BRZ-4	Bronz-Glow coil coating	3501-4001 High Efficiency Models	-	Call Factory	Call Factory

### 12 - 40 HP Vertical Air Discharge Factory-Installed Electric Defrost Options

#### Need an electric defrost kit?

- Make sure you have selected a configurable model. When ordering, remember to specify the option codes and list price adders for each selected option.
- Electric defrost kits and components are available to be factory mounted in the electrical box of indoor or outdoor condensing units used in medium/low temp applications with electric defrost evaporators.

#### Selecting the proper kit is as easy as ...

1

Add up the total fan motor amps and electric heater amps for all evaporators in the refrigeration system.

2

For the selected condensing unit, contact your local Sales Representative or Account Engineer to find out the rated defrost power amps for both the fan motor amps and electric heater amps. The condensing unit data plate ratings are based on the actual system match.

3

Your local Sales Representative or Account Engineer will help you select the proper electric defrost kit and components.

#### Definitions

##### Electric Defrost Timer

Initiates and terminates defrost cycles based on a predetermined time schedule.

##### Lockout Relay

Prevents the electric defrost heaters from energizing when the compressor is in operation.

##### Evaporator Hold Out Relay

Allows each evaporator to individually terminate defrost on temperature when multiple evaporators are used in a single system.

##### Fan Contactor

Carries amperage load for evaporator fan motors.

##### Heater Contactor

Carries amperage load for evaporator electric defrost heaters.

##### InterLink™ Smart Defrost Kit™ (SDK)

The InterLink™ SDK is a revolutionary product that is designed to be used on any electric defrost walk-in freezer system with an electro-mechanical defrost timer set for three or more scheduled defrosts per day. The InterLink™ SDK accurately estimates frost accumulation on the evaporator coil and decides if it can skip the preprogrammed defrost period that is set on the defrost timer. This helps eliminate unneeded defrost cycles, saving energy and increasing product integrity

Option Code	Description	CDV/CDVS Models Used On	Notes	List Price Adder (\$US)
				Outdoor
DFT.014	Electric Defrost Kit for system with one evaporator - Low Amps (1L)	1200-2201L6 (230V) 1500-2001M6 (460V) 1200-3001L6 (460V)	Includes (1) electric defrost timer, (1) heater & (1) fan contactors, terminal strip	1,960
DFT.015	Electric Defrost Kit for system with one evaporator - Low Amps (1H)	1200-2201L6 (230V) 1500-2001M6 (460V) 1200-3001L6 (460V)	Includes (1) electric defrost timer, (1) heater & (1) fan contactors, terminal strip	1,960
DFT.011	Electric Defrost Kit for system with two evaporators - Low Amps (2L)	1500-2001M6 (230V) 1500-4001M6 (460V) 1200-3001L6 (230V & 460V)	Includes (1) electric defrost timer, (2) heater & (1) fan contactors, terminal strip	2,822
DFT.012	Electric Defrost Kit for system with two evaporators - High Amps (2H)	1500-2001M6 (230V) 1500-4001M6 (460V) 1200-3001L6 (230V & 460V)	Includes (1) electric defrost timer, (2) heater & (1) fan contactors, terminal strip	2,822
DFT.009	Electric Defrost Kit for system with up to four evaporators - Low Amps (4L)	1500-4001M6 (all voltages) 1500-3001L6 (all voltages)	Includes (1) electric defrost timer, (4) heater & (1) fan contactors, terminal strip	3,680
DFT.010	Electric Defrost Kit for system with up to four evaporators - High Amps (4H)	1500-4001M6 (all voltages) 1500-3001L6 (all voltages)	Includes (1) electric defrost timer, (4) heater & (1) fan contactors, terminal strip	3,680
DEF.017	Fuses for electric defrost kits (1L/1H)	1200-2201L6 (230V) 1500-2001M6 (460V) 1200-3001L6 (460V)	For systems with one evaporator	492

## 12 - 40 HP Vertical Air Discharge Factory-Installed Electric Defrost Options

Option Code	Description	CDV/CDVS Models Used On	Notes	List Price Adder (\$US)
				Outdoor
DEF.039	Fuses for electric defrost kits (2L/2H)	1500-2001M6 (230V) 1500-4001M6 (460V) 1200-3001L6 (230V & 460V)	For systems with two evaporators	981
DEF.052	Fuses for electric defrost kits (4L/4H)	1500-4001M6 (all voltages) 1500-3001L6 (all voltages)	For systems with up to four evaporators	1,969
EHR.001	Evaporator hold out relays - 2 Evaps & 2 Contactors (2L/2H)	1500-2001M6 (230V) 1500-4001M6 (460V) 1200-3001L6 (230V & 460V)	For use with 2L/2H Electric Defrost Kits with two evaporators	379
EHR.002	Evaporator hold out relays - 2 Evaps & 4 Contactors (4L/4H)	1500-2001M6 (230V) 1500-4001M6 (460V) 1200-3001L6 (230V & 460V)	For use with 4L/4H Electric Defrost Kits with only two evaporators	379
EHR.003	Evaporator hold out relays - 4 Evaps & 4 Contactors (4L/4H)	1500-2001M6 (230V) 1500-4001M6 (460V) 1200-3001L6 (230V & 460V)	For use with 4L/4H Electric Defrost Kits with four evaporators	758
SDK.001	InterLink™ Smart Defrost Kit™	All	Can not be used alone. Must also select a electric defrost timer or electric defrost kit.	930

## 12 - 40 HP Vertical Air Discharge Shipped-Loose Accessories

A wide range of shipped-loose accessories are available to order. Can't Find Something? Other options and accessories might be available on a custom order basis. Please contact your local Sales Representative or Account Engineer for assistance.


### Crankcase Pressure Regulator (CPR) Valves

A selection program must be used to pick the proper valve. The selection program requires the following inputs: system capacity, suction temperature, and maximum holding temperature. Not available for use on IntelliGen (TM) / Beacon II (TM). Should not be used with MOP type expansion valves in unit coolers. Please contact your local Sales Representative or Account Engineer for assistance.

Size	Part Number	List Price (\$US)
7/8"	29346101	450
1 1/8"	29399012	662
1 3/8"	29394306	2,522
1 5/8"	4262Q	2,832
2 1/8"	29399089	3,247

### 13 - 50 HP Vertical Air Discharge

### Overview



#### Product Description

The 13-50 HP condensing unit product line with Bitzer® compressors is designed to meet the needs of a demanding commercial and industrial refrigeration market. The product is configured to be flexible in its design and construction to allow it to respond to the requirements of refrigeration contractors, consulting engineers and facility owners/operators. The Floating Tube™ coil design incorporated in the product provides protection against tube sheet leaks.

Opting for IntelliGen™ / Beacon II™ Refrigeration System with Smart Defrost, factory mounted Smart Defrost Kit (TM), or Variable Speed EC (VSEC) Motor with Orbus (TM) Controller increase energy efficiency of the refrigeration system.

#### Certifications



#### Cabinet & Construction

- All units feature the Floating Tube™ coil which eliminates tube sheet leaks
- Painted steel cabinets for superior strength and corrosion resistance

#### Serviceability

- Manual pumpdown switch on all units
- Convenient access panels to easily service internal components
- Large electrical panel to facilitate ease of access

#### Quality

- Sight glass is easily viewable
- Fixed high pressure switch eliminates capillary tubes
- Refrigeration duty, rifled copper tubing
- Piping is pre-bent to eliminate braze joints, where possible, to reduce leak potential
- All joints are sweat type connections, no mechanical joints to leak
- Separate sub-cooling circuit in condenser for added capacity and vapor free liquid
- Pressure relief valve on receiver
- ServiceMate™ diagnostic module standard on all non-IntelliGen (TM) / Beacon II (TM) condensing units

#### Components

##### Compressor

- Units feature Bitzer® semi-hermetic compressors.
- Available with compressor unloading
- Receivers are sized for sufficient pumpdown capacity with inlet and outlet service valves

##### Other

- Sight glass and permanent liquid line filter

#### Nomenclature

HDV	300B	L	6	C
Model	Equiv. HP	Operating Range	Refrigerant	Voltage
<b>HDV</b> = Vertical Limiter  <b>HDVS</b> = Vertical IntelliGen™/Beacon II™	<b>130B</b> = 13 HP <b>150B</b> = 15 HP <b>200B</b> = 20 HP <b>220B</b> = 22 HP <b>250B</b> = 25 HP <b>300B</b> = 30 HP <b>330B</b> = 33 HP <b>350B</b> = 35 HP <b>400B</b> = 40 HP <b>500B</b> = 50 HP	<b>L</b> = Low  <b>M</b> = Medium	<b>6</b> = R-404A/R-507A, R-407A/F, R-407C, R-448A/ R-449A	<b>C</b> = 208-230/3/60  <b>D</b> = 460/3/60

## 13 - 50 HP Vertical Air Discharge

## Configurable Models Pricing

### Configurable Models

#### Outdoor

- Prepainted galvanized cabinet with easily removable service panels
- Condenser built with rifled tubing and a separate subcooler coil for extra performance
- Adjustable flooded head pressure valves on all models
- Liquid line with drier, sight glass, and shut-off valve
- Electronic oil safety control
- Spring mounted compressors with suction and discharge vibration eliminators
- Large electrical panel, including compressor contactor and pump-down switch
- Fixed high pressure control and separate adjustable low pressure control with flexible braided hose
- Crankcase heater
- ServiceMate™ Diagnostic Module

#### intelliGen™ / Beacon II™

- Prepainted galvanized cabinet with easily removable service panels
- Condenser built with rifled tubing and a separate subcooler coil for extra performance
- Adjustable flooded head pressure valves on all models
- Liquid line with drier, sight glass, and shut-off valve
- Electronic oil safety control
- Spring mounted compressors with suction and discharge vibration eliminators
- Large electrical panel, including compressor contactor and pump-down switch
- Fixed high pressure control and separate adjustable low pressure control with flexible braided hose
- Crankcase heater
- Wired for intelliGen™ / Beacon II™ control with fan cycling.

**Need to customize?** Look at the factory-installed options starting on page 122.

Outdoor		intelliGen™ / Beacon II™		Voltage
Chandler Model	List Price (\$US)	Chandler Model	List Price (\$US)	
Medium Temperature R-404A/507, R-407A/R-407F, R-407C, and R-448A/R-449A				
HDV150BM6C	41,017	HDVS150BM6C	43,027	208-230/3/60
HDV150BM6D	41,508	HDVS150BM6D	43,542	460/3/60
HDV200BM6C	47,824	HDVS200BM6C	50,167	208-230/3/60
HDV200BM6D	48,397	HDVS200BM6D	50,770	460/3/60
HDV220BM6C	54,457	HDVS220BM6C	57,124	208-230/3/60
HDV220BM6D	55,112	HDVS220BM6D	57,811	460/3/60
HDV250BM6C	61,163	HDVS250BM6C	64,160	208-230/3/60
HDV250BM6D	61,897	HDVS250BM6D	64,933	460/3/60
HDV300BM6C	64,542	HDVS300BM6C	67,705	208-230/3/60
HDV300BM6D	65,316	HDVS300BM6D	68,518	460/3/60
HDV330BM6C	72,295	HDVS330BM6C	75,838	208-230/3/60
HDV330BM6D	73,162	HDVS330BM6D	76,747	460/3/60
HDV350BM6C	80,850	HDVS350BM6C	84,809	208-230/3/60
HDV350BM6D	81,819	HDVS350BM6D	85,828	460/3/60
HDV400BM6C	88,915	HDVS400BM6C	93,271	208-230/3/60
HDV400BM6D	89,984	HDVS400BM6D	94,392	460/3/60
HDV500BM6C	102,264	HDVS500BM6C	107,277	208-230/3/60
HDV500BM6D	103,492	HDVS500BM6D	108,562	460/3/60
Low Temperature R-404A/507, R-407A/R-407F, R-407C, and R-448A/R-449A				
HDV130BL6C	42,421	HDVS130BL6C	44,669	208-230/3/60
HDV130BL6D	43,014	HDVS130BL6D	45,294	460/3/60
HDV150BL6C	47,169	HDVS150BL6C	49,670	208-230/3/60
HDV150BL6D	47,829	HDVS150BL6D	50,365	460/3/60
HDV200BL6C	54,913	HDVS200BL6C	57,823	208-230/3/60
HDV200BL6D	55,682	HDVS200BL6D	58,634	460/3/60
HDV220BL6C	59,498	HDVS220BL6C	62,652	208-230/3/60
HDV220BL6D	60,329	HDVS220BL6D	63,529	460/3/60

Outdoor		intelliGen™ / Beacon II™		Voltage
Chandler Model	List Price (\$US)	Chandler Model	List Price (\$US)	
HDV250BL6C	66,014	HDVS250BL6C	69,513	208-230/3/60
HDV250BL6D	66,939	HDVS250BL6D	70,487	460/3/60
HDV300BL6C	69,681	HDVS300BL6C	73,372	208-230/3/60
HDV300BL6D	70,654	HDVS300BL6D	74,400	460/3/60
HDV400BL6C	80,850	HDVS400BL6C	85,135	208-230/3/60
HDV400BL6D	81,980	HDVS400BL6D	86,324	460/3/60



## 13 - 50 HP Vertical Air Discharge

## Factory-Installed Options

### Need Factory-Installed Options?

- Make sure you have selected a configurable model. When ordering, remember to specify the option codes and list price adders for each selected option.
- Can't Find Something? Other options and accessories might be available on a custom order basis. Please contact your local Sales Representative or Account Engineer for assistance.

Option Code	Description	Models Used On	Notes	List Price Adder (\$US)	
				Outdoor	intelliGen™ / Beacon II™
Electrical Options					
DFT.001	Defrost Timer - Air	All M6	Medium temperature applications only.	602	-
FCY.001-1	Fan Cycling - Temperature	130B-250B	Fan closest to the header is not cycled.	1,912	-
FCY.001-2	Fan Cycling - Temperature	300B-350B	Fan closest to the header is not cycled.	2,277	-
FCY.001-3	Fan Cycling - Temperature	400B-500B	Fan closest to the header is not cycled.	2,596	-
FCY.002-1	Fan Cycling - Pressure	130B-250B	Fan closest to the header is not cycled.	1,912	Press. Std.
FCY.002-2	Fan Cycling - Pressure	300B-350B	Fan closest to the header is not cycled.	2,277	Press. Std.
FCY.002-3	Fan Cycling - Pressure	400B-500B	Fan closest to the header is not cycled.	2,596	Press. Std.
FSD.001-1	Fused Disconnect	130B-220B (230V)	-	1,818	1,818
FSD.001-2	Fused Disconnect	130B-250B (460V) 300B only (230V)	-	2,651	2,651
FSD.001-3	Fused Disconnect	300B-400B (460V)	-	3,860	3,860
NFD.008-1	Non-Fused Disconnect	130B-250B (230V)	-	1,707	1,707
NFD.008-2	Non-Fused Disconnect	130B-250B (460V) 300B only (230V)	-	2,457	2,457
NFD.008-3	Non-Fused Disconnect	300B-400B (460V)	-	3,595	3,595
CBK.002-2	Compressor Circuit Breaker	230V	-	2,822	2,822
CBK.002-1	Compressor Circuit Breaker	460V	-	1,311	1,311
PLM.00X	Phase Loss Monitor	All	-	1,235	1,235
TDR.002	Anti-short Cycling Timer	All	-	713	713
HPS.001	Manual Reset High Pressure Switch	All	-	341	341
MS.0012D	Variable Speed EC Motor with proportional pressure controller	150BM6 (230V & 460V) 130B-200BL6 (230V & 460V)	-	16,816	16,816
MS.0012L	Variable Speed EC Motor with proportional pressure controller	200B-250BM6 (230V & 460V) 220B-300BL6 (230V & 460V)	-	20,468	20,468
MS.0013L	Variable Speed EC Motor with proportional pressure controller	300B-350BM6 (230V & 460V) 400BL6 (230V & 460V)	-	29,536	29,536
MS.0014L	Variable Speed EC Motor with proportional pressure controller	400B-500BM6 (230V & 460V)	-	38,604	38,604
Mechanical Options					
LIQ.003-1	Replaceable core liquid-line filter drier & sight glass	130B-220B	-	509	509
LIQ.003-2	Replaceable core liquid-line filter drier & sight glass	250B-400B	-	748	748
LIQ.003-3	Replaceable core liquid-line filter drier & sight glass	500B	-	895	895

### Regulation Requires Variable Speed Fan Motors!

#### California Energy Commission Title 24, Section 126

Effective 01/01/2010, refrigerated warehouses with a total cold storage and frozen storage area exceeding 3,000 square feet require:

1. All condenser fans for air-cooled condensers/condensing units shall be continuously variable speed and the condensing temperature or pressure control system shall control the speed of all condenser fans serving a common condenser loop in unison. The minimum condensing temperature set point shall be less than or equal to 70 degrees Fahrenheit or reset in response to ambient dry bulb temperature or refrigeration system load.
2. All single phase condenser/condensing unit fan motors less than 1 horsepower and less than 460 volts shall be either permanent split capacitor or electronically commutated.

## 13 - 50 HP Vertical Air Discharge

## Factory-Installed Options

### Need Factory-Installed Options?

- Make sure you have selected a configurable model. When ordering, remember to specify the option codes and list price adders for each selected option.
- Can't Find Something? Other options and accessories might be available on a custom order basis. Please contact your local Sales Representative or Account Engineer for assistance.

Option Code	Description	Models Used On	Notes	List Price Adder (\$US)	
				Outdoor	intelliGen™ / Beacon II™
LIQ.002-1	Liquid-line solenoid valve	130B-220B	Not recommended on applications with line runs more than 25 feet.	1,025	-
LIQ.002-2	Liquid-line solenoid valve	250B-400B	Not recommended on applications with line runs more than 25 feet.	1,099	-
LIQ.002-3	Liquid-line solenoid valve	500B	Not recommended on applications with line runs more than 25 feet.	1,320	-
SUC.003-1	Suction-line filter	130B-220B	-	1,382	1,382
SUC.003-2	Suction-line filter	250B-400B	-	1,770	1,770
SUC.003-3	Suction-line filter	500B	-	2,213	2,213
SUC.005-1	Replaceable core suction-line filter	130B-220B	-	1,807	1,807
SUC.005-2	Replaceable core suction-line filter	250B-400B	-	1,888	1,888
SUC.005-3	Replaceable core suction-line filter	500B	-	2,361	2,361
SUC.007-1	Suction accumulator	130B-220B	-	2,951	2,951
SUC.007-2	Suction accumulator	250B-400B	-	3,387	3,387
SUC.007-3	Suction accumulator	500B	-	4,401	4,401
DIS.001-1	Oil separator with discharge line check valve	130B-330B	-	1,771	1,771
DIS.001-2	Oil separator with discharge line check valve	350B-400B	-	2,991	2,991
DIS.001-3	Oil separator with discharge line check valve	500B	-	3,590	3,590
MUF.001	Discharge muffler	All	-	501	501
DIS.002-1	Three way heat reclaim valve with check valve installed	130B-200B	-	1,828	1,828
DIS.002-2	Three way heat reclaim valve with check valve installed	220B-400B	-	2,677	2,677
DIS.002-3	Three way heat reclaim valve with check valve installed	500B	-	3,213	3,213
UNL.001	Compressor Unloading - with pressure control for (1) cyl. Bank	All	-	1,815	-
REC.001-1	Low Ambient kit with heated and insulated receiver and time delay relay	130B-330B	-	2,795	2,795
REC.001-2	Low Ambient kit with heated and insulated receiver and time delay relay	350B-500B	-	3,672	3,672
<b>Coil Options</b>					
CS.PRO-1	Polyester coated condenser fin protection	130B-330B	-	2,150	2,150
CS.PRO-2	Polyester coated condenser fin protection	350B-500B	-	2,753	2,753
CS.ELEC-1	ElectroFin coil coating	130B-330B	-	Call Factory	Call Factory
CS.ELEC-2	ElectroFin coil coating	350B-500B	-	Call Factory	Call Factory
CS.CPR-1	Copper condenser fins	130B-330B	-	Call Factory	Call Factory
CS.CPR-2	Copper condenser fins	350B-500B	-	Call Factory	Call Factory
CS.BRZ-1	Bronz-Glow coil coating	130B-300B	-	Call Factory	Call Factory
CS.BRZ-2	Bronz-Glow coil coating	330B-500B	-	Call Factory	Call Factory

### 13 - 50 HP Vertical Air Discharge

### Factory-Installed Electric Defrost Options

#### Need an electric defrost kit?

- Make sure you have selected a configurable model. When ordering, remember to specify the option codes and list price adders for each selected option.
- Electric defrost kits and components are available to be factory mounted in the electrical box of indoor or outdoor condensing units used in medium/low temp applications with electric defrost evaporators.

#### Selecting the proper kit is as easy as ...

- 1 Add up the total fan motor amps and electric heater amps for all evaporators in the refrigeration system.
- 2 For the selected condensing unit, contact your local Sales Representative or Account Engineer to find out the rated defrost power amps for both the fan motor amps and electric heater amps. The condensing unit data plate ratings are based on the actual system match.
- 3 Your local Sales Representative or Account Engineer will help you select the proper electric defrost kit and components.

#### Definitions

##### Electric Defrost Timer

Initiates and terminates defrost cycles based on a predetermined time schedule.

##### Lockout Relay

Prevents the electric defrost heaters from energizing when the compressor is in operation.

##### Evaporator Hold Out Relay

Allows each evaporator to individually terminate defrost on temperature when multiple evaporators are used in a single system.

##### Fan Contactor

Carries amperage load for evaporator fan motors.

##### Heater Contactor

Carries amperage load for evaporator electric defrost heaters.

##### InterLink™ Smart Defrost Kit™ (SDK)

The InterLink™ SDK is a revolutionary product that is designed to be used on any electric defrost walk-in freezer system with an electro-mechanical defrost timer set for three or more scheduled defrosts per day. The InterLink™ SDK accurately estimates frost accumulation on the evaporator coil and decides if it can skip the preprogrammed defrost period that is set on the defrost timer. This helps eliminate unneeded defrost cycles, saving energy and increasing product integrity

Option Code	Description	Models Used On	Notes	List Price Adder (\$US)
				Outdoor
DFT.00X1	Electric Defrost Kit for system with one evaporator	All Models 230 and 460V	Includes (1) electric defrost timer, (1) heater & (1) fan contactors, terminal strip, and fusing. 48 amp maximum heater load per heater contactor.	2,453
DFT.00X2	Electric Defrost Kit for system with two evaporators	All Models 230 and 460V	Includes (1) electric defrost timer, (2) heater & (1) fan contactors, terminal strip, and fusing. 48 amp maximum heater load per heater contactor.	4,182
DFT.00X4	Electric Defrost Kit for system with four evaporators	All Models 230 and 460V	Includes (1) electric defrost timer, (4) heater & (1) fan contactors, terminal strip, and fusing. 48 amp maximum heater load per heater contactor.	6,406
SDK.001	InterLink™ Smart Defrost Kit™	All	Can not be used alone. Must also select a electric defrost timer or electric defrost kit.	930

## 13 - 50 HP Vertical Air Discharge

## Shipped-Loose Accessories

A wide range of shipped-loose accessories are available to order. Can't Find Something? Other options and accessories might be available on a custom order basis. Please contact your local Sales Representative or Account Engineer for assistance.

### Crankcase Pressure Regulator (CPR) Valves

A selection program must be used to pick the proper valve. The selection program requires the following inputs: system capacity, suction temperature, and maximum holding temperature. Not available for use on IntelliGen (TM) / Beacon II (TM). Should not be used with MOP type expansion valves in unit coolers. Please contact your local Sales Representative or Account Engineer for assistance.

Size	Part Number	List Price (\$US)
7/8"	29346101	450
1 1/8"	29399012	662
1 3/8"	29394306	2,522
1 5/8"	4262Q	2,832
2 1/8"	29399089	3,247

### 24 - 80 HP Dual Compressor

### Overview



#### Product Description:

The 24-80 HP Dual Vertical condensing unit is designed to meet the needs of a demanding commercial and industrial refrigeration market. The product is configured to be flexible in its design and construction to allow it to respond to the requirements of refrigeration contractors, consulting engineers and facility owners/operators. The Floating Tube™ coil design incorporated in the product provides protection against tube sheet leaks.

Opting for IntelliGen™ / Beacon II™ Refrigeration System with Smart Defrost, factory mounted Smart Defrost Kit (TM), or Variable Speed EC (VSEC) Motor with Orbus (TM) Controller increase energy efficiency of the refrigeration system.

#### Certifications



#### Cabinet & Construction

- All units feature the Floating Tube™ coil which eliminates tube sheet leaks
- Painted steel cabinets for superior strength and corrosion resistance
- Available in standard or parallel piped configurations

#### Serviceability

- Manual pumpdown switch on all units
- Convenient access panels to easily service internal components
- Large electrical panel to facilitate ease of access

#### Quality

- Sight glass is easily viewable
- Fixed high pressure switch eliminates capillary tubes
- Refrigeration duty, rifled copper tubing
- Piping is pre-bent to eliminate braze joints, where possible, to reduce leak potential
- All joints are sweat type connections, no mechanical joints to leak
- Separate sub-cooling circuit in condenser for added capacity and vapor free liquid
- Pressure relief valve on receiver
- ServiceMate™ diagnostic module standard on all non-intelliGen (TM) / Beacon II (TM) condensing unit

#### Components

##### Compressor

- Spring-mounted compressors with suction and discharge eliminators
- Receivers are sized for sufficient pumpdown capacity with inlet and outlet service valves

##### Other

- Sight glass and permanent liquid line filter

#### Nomenclature

HDD	2400	L	6	C	PP
Model	Equiv. HP	Operating Range	Refrigerant	Voltage	Circuiting
<b>HDD</b> = Limitzer® vertical discharge	<b>2400</b> = 24 HP	<b>L</b> = Low	<b>6</b> = R-404A/R-507A, R-407A/F, R-407C, R-448A/R-449A	<b>C</b> = 208-230/3/60	<b>PP</b> = Parallel Piped*
<b>HDDS</b> = IntelliGen™/Beacon II™ vertical discharge	<b>3000</b> = 30 HP	<b>M</b> = Medium		<b>D</b> = 460/3/60	<b>No "PP"</b> = Individual Circuits
	<b>4000</b> = 40 HP			<b>K</b> = 230/3/60	
	<b>4400</b> = 44 HP			<b>E</b> = 575/3/60	
	<b>5000</b> = 50 HP				
	<b>5400</b> = 54 HP				
	<b>6000</b> = 60 HP				
	<b>7000</b> = 70 HP				
	<b>8000</b> = 80 HP				

\*Not available with IntelliGen™/Beacon II™ system

## 24 - 80 HP Dual Compressor

## Configurable Models Pricing

### Configurable Models

#### Outdoor

- Prepainted galvanized cabinet with easily removable service panels
- Condenser built with rifled tubing and a separate subcooler coil for extra performance
- Flooded head pressure valves on all models
- Liquid line with drier, sight glass, and shut-off valve
- Parallel-piped units include replaceable core suction filter, replaceable liquid-line filter, suction accumulator, and oil management system.
- Electronic oil safety control
- Spring mounted compressors with suction and discharge vibration eliminators
- Large electrical panel, including compressor contactor and pump-down switch
- Fixed high pressure control and separate adjustable low pressure control with flexible braided hose
- ServiceMate™ Diagnostic Module

#### intelliGen™ / Beacon II™

- Prepainted galvanized cabinet with easily removable service panels
- Condenser built with rifled tubing and a separate subcooler coil for extra performance
- Flooded head pressure valves on all models
- Liquid line with drier, sight glass, and shut-off valve
- Electronic oil safety control
- Spring mounted compressors with suction and discharge vibration eliminators
- Large electrical panel, including compressor contactor and pump-down switch
- Fixed high pressure control and separate adjustable low pressure control with flexible braided hose
- Wired for intelliGen™ / Beacon II™ control with fan cycling.

**Need to customize?** Look at the factory-installed options starting on page 126.

Outdoor		intelliGen™ / Beacon II™		Voltage	Model Type	Notes
Chandler Model	List Price (\$US)	Chandler Model	List Price (\$US)			
Individually Piped Models: Medium Temperature (R-404A/507, R-407A/R-407F, R-407C, and R-448A/R-449A)						
HDD3000M6C	82,035	HDDS3000M6C	85,732	208-230/3/60	Individually Piped	-
HDD3000M6D	83,658	HDDS3000M6D	87,353	460/3/60	Individually Piped	-
HDD4000M6C	91,287	HDDS4000M6C	94,983	208-230/3/60	Individually Piped	-
HDD4000M6D	92,902	HDDS4000M6D	96,599	460/3/60	Individually Piped	-
HDD5000M6C	108,910	HDDS5000M6C	112,609	208-230/3/60	Individually Piped	-
HDD5000M6D	110,537	HDDS5000M6D	114,235	460/3/60	Individually Piped	-
HDD5200M6C	122,327	HDDS5200M6C	126,024	208-230/3/60	Individually Piped	-
HDD5200M6D	123,946	HDDS5200M6D	127,649	460/3/60	Individually Piped	-
HDD6000M6C	127,737	HDDS6000M6C	131,436	208-230/3/60	Individually Piped	-
HDD6000M6D	129,361	HDDS6000M6D	133,060	460/3/60	Individually Piped	-
HDD7000M6C	144,592	HDDS7000M6C	148,600	208-230/3/60	Individually Piped	-
HDD7000M6D	145,922	HDDS7000M6D	149,931	460/3/60	Individually Piped	-
HDD8000M6D	161,693	HDDS8000M6D	165,700	460/3/60	Individually Piped	-
HDD8000M6K	159,530	HDDS8000M6K	163,536	230/3/60	Individually Piped	-
Individually Piped Models: Low Temperature (R-404A/507, R-407A/R-407F, R-407C, and R-448A/R-449A)						
HDD2400L6C	84,112	HDDS2400L6C	87,814	208-230/3/60	Individually Piped	See Note 1, 2
HDD2400L6D	85,748	HDDS2400L6D	89,443	460/3/60	Individually Piped	See Note 1, 2
HDD3000L6C	88,052	HDDS3000L6C	91,752	208-230/3/60	Individually Piped	See Note 1, 2
HDD3000L6D	89,671	HDDS3000L6D	93,369	460/3/60	Individually Piped	See Note 1, 2
HDD4400L6C	103,342	HDDS4400L6C	107,038	208-230/3/60	Individually Piped	See Note 1, 2
HDD4400L6D	104,966	HDDS4400L6D	108,663	460/3/60	Individually Piped	See Note 1, 2
HDD5400L6C	118,777	HDDS5400L6C	122,476	208-230/3/60	Individually Piped	See Note 1, 2
HDD5400L6D	120,401	HDDS5400L6D	124,101	460/3/60	Individually Piped	See Note 1, 2
HDD6000L6C	131,787	HDDS6000L6C	135,487	208-230/3/60	Individually Piped	See Note 1, 2
HDD6000L6D	133,410	HDDS6000L6D	137,113	460/3/60	Individually Piped	See Note 1, 2

#### Notes:

1. L6 models include head cooling fan.
2. For R-407A/R-407F, R-407C, and R-448A/R-449A low temperature operation, add Demand Cooling Kit.

### 24 - 80 HP Dual Compressor

### Configurable Models Pricing

Outdoor		intelliGen™ / Beacon II™		Voltage	Model Type	Notes
Chandler Model	List Price (\$US)	Chandler Model	List Price (\$US)			
Parallel-Piped Models: Medium Temperature (R-404A/507, R-407A/R-407F, R-407C, and R-448A/R-449A)						
HDD3000M6CPP	103,017	-	-	208-230/3/60	Parallel Piped	-
HDD3000M6DPP	104,535	-	-	460/3/60	Parallel Piped	-
HDD4000M6CPP	111,678	-	-	208-230/3/60	Parallel Piped	-
HDD4000M6DPP	113,189	-	-	460/3/60	Parallel Piped	-
HDD5000M6CPP	129,575	-	-	208-230/3/60	Parallel Piped	-
HDD5000M6DPP	131,094	-	-	460/3/60	Parallel Piped	-
HDD5200M6CPP	142,129	-	-	208-230/3/60	Parallel Piped	-
HDD5200M6DPP	143,652	-	-	460/3/60	Parallel Piped	-
HDD6000M6CPP	147,197	-	-	208-230/3/60	Parallel Piped	-
HDD6000M6DPP	148,717	-	-	460/3/60	Parallel Piped	-
HDD7000M6CPP	164,614	-	-	208-230/3/60	Parallel Piped	-
HDD7000M6DPP	165,860	-	-	460/3/60	Parallel Piped	-
HDD8000M6DPP	180,620	-	-	460/3/60	Parallel Piped	-
HDD8000M6KPP	178,594	-	-	230/3/60	Parallel Piped	-
Parallel-Piped Models: Low Temperature (R-404A/507, R-407A/R-407F, R-407C, and R-448A/R-449A)						
HDD2400L6CPP	104,961	-	-	208-230/3/60	Parallel Piped	See Note 1, 2
HDD2400L6DPP	106,490	-	-	460/3/60	Parallel Piped	See Note 1, 2
HDD3000L6CPP	108,650	-	-	208-230/3/60	Parallel Piped	See Note 1, 2
HDD3000L6DPP	110,163	-	-	460/3/60	Parallel Piped	See Note 1, 2
HDD4400L6CPP	123,923	-	-	208-230/3/60	Parallel Piped	See Note 1, 2
HDD4400L6DPP	125,442	-	-	460/3/60	Parallel Piped	See Note 1, 2
HDD5400L6CPP	138,809	-	-	208-230/3/60	Parallel Piped	See Note 1, 2
HDD5400L6DPP	140,330	-	-	460/3/60	Parallel Piped	See Note 1, 2
HDD6000L6CPP	150,987	-	-	208-230/3/60	Parallel Piped	See Note 1, 2
HDD6000L6DPP	152,505	-	-	460/3/60	Parallel Piped	See Note 1, 2

**Notes:**

1. L6 models include head cooling fan.
2. For R-407A/R-407F, R-407C, and R-448A/R-449A low temperature operation, add Demand Cooling Kit.



## 24 - 80 HP Dual Compressor

## Factory-Installed Options

### Need Factory-Installed Options?

- Make sure you have selected a configurable model. When ordering, remember to specify the option codes and list price adders for each selected option.
- Can't Find Something? Other options and accessories might be available on a custom order basis. Please contact your local Sales Representative or Account Engineer for assistance.

Option Code	Description	Models Used On	Notes	List Price Adder (\$US)	
				Outdoor	intelliGen™ / Beacon II™
Electrical Options					
DFT.001	Defrost Timers - Air	All - Individually Piped	Medium temperature applications only.	1,203	-
DFT.001P	Defrost Timers - Air	All - Parallel Piped	Medium temperature applications only.	602	-
FCY.001-1	Fan Cycling - Temperature	2400-6000 Individually Piped	Fan closest to the header is not cycled.	3,823	-
FCY.001-1P	Fan Cycling - Temperature	2400-6000 Parallel Piped	Fan closest to the header is not cycled.	3,094	-
FCY.001-2	Fan Cycling - Temperature	7000-8000 Individually Piped	Fan closest to the header is not cycled.	4,553	-
FCY.001-2P	Fan Cycling - Temperature	7000-8000 Parallel Piped	Fan closest to the header is not cycled.	3,823	-
FCY.002-1	Fan Cycling - Pressure	2400-6000 Individually Piped	Fan closest to the header is not cycled.	3,823	Standard
FCY.002-1P	Fan Cycling - Pressure	2400-6000 Parallel Piped	Fan closest to the header is not cycled.	3,094	-
FCY.002-2	Fan Cycling - Pressure	7000-8000 Individually Piped	Fan closest to the header is not cycled.	4,553	Standard
FCY.002-2P	Fan Cycling - Pressure	7000-8000 Parallel Piped	Fan closest to the header is not cycled.	3,823	-
CBK.002-2	Compressor Circuit Breakers	230V - Individually Piped	No CBK options are available for the 8000 units.	5,649	5,649
CBK.002-2P	Compressor Circuit Breakers	230V - Parallel Piped	No CBK options are available for the 8000 units.	5,649	-
CBK.002-1	Compressor Circuit Breakers	460V - Individually Piped	No CBK options are available for the 8000 units.	2,626	2,626
CBK.002-1P	Compressor Circuit Breakers	460V - Parallel Piped	No CBK options are available for the 8000 units.	2,626	-
PLM.00X	Phase Loss Monitors	230V & 460V - Individually Piped	-	1,235	1,235
PLM.00XP	Phase Loss Monitors	230V & 460V - Parallel Piped	-	1,235	-
TDR.002	Anti-short Cycling Timers	All - Individually Piped	-	1,424	1,424
TDR.002P	Anti-short Cycling Timers	All - Parallel Piped	-	713	-
HPS.001	Manual Reset High Pressure Switches	All - Individually Piped	-	679	679
HPS.001P	Manual Reset High Pressure Switches	All - Parallel Piped	-	679	-
MS.0014S-1	Variable Speed EC Motor with proportional pressure controller	3000-5000M6 Parallel Piped (230V & 460V) 2400-5400L6 Parallel Piped (230V & 460V)	-	26,433	-
MS.0014S-2	Variable Speed EC Motor with proportional pressure controller	3000-5000M6 Individually Piped (230V & 460V) 2400-5400L6 Individually Piped (230V & 460V)	-	28,762	28,762

### Regulation Requires Variable Speed Fan Motors!

#### California Energy Commission Title 24, Section 126

Effective 01/01/2010, refrigerated warehouses with a total cold storage and frozen storage area exceeding 3,000 square feet require:

1. All condenser fans for air-cooled condensers/condensing units shall be continuously variable speed and the condensing temperature or pressure control system shall control the speed of all condenser fans serving a common condenser loop in unison. The minimum condensing temperature set point shall be less than or equal to 70 degrees Fahrenheit or reset in response to ambient dry bulb temperature or refrigeration system load.
2. All single phase condenser/condensing unit fan motors less than 1 horsepower and less than 460 volts shall be either permanent split capacitor or electronically commutated.

## 24 - 80 HP Dual Compressor

## Factory-Installed Options

### Need Factory-Installed Options?

- Make sure you have selected a configurable model. When ordering, remember to specify the option codes and list price adders for each selected option.
- Can't Find Something? Other options and accessories might be available on a custom order basis. Please contact your local Sales Representative or Account Engineer for assistance.

Option Code	Description	Models Used On	Notes	List Price Adder (\$US)	
				Outdoor	intelliGen™ / Beacon II™
MS.0014L-1	Variable Speed EC Motor with proportional pressure controller	5200-6000M6 Parallel Piped (230V & 460V) 6000L6 Parallel Piped (230V & 460V)	-	38,604	-
MS.0014L-2	Variable Speed EC Motor with proportional pressure controller	5200-6000M6 Individually Piped (230V & 460V) 6000L6 Individually Piped (230V & 460V)	-	40,932	40,932
MS.0016L-1	Variable Speed EC Motor with proportional pressure controller	7000-8000M6 Parallel Piped (230V & 460V)	-	56,742	-
MS.0016L-2	Variable Speed EC Motor with proportional pressure controller	7000-8000M6 Individually Piped (230V & 460V)	-	59,070	59,070
<b>Mechanical Options</b>					
LIQ.003-1	Replaceable core liquid-line filter driers & sight glasses	2400-4400 Individually Piped	-	1,018	1,018
LIQ.003-1P	Replaceable core liquid-line filter driers & sight glasses	2400-4400 Parallel Piped	-	Standard	-
LIQ.003-2	Replaceable core liquid-line filter driers & sight glasses	5000-8000 Individually Piped	-	1,494	1,494
LIQ.003-2P	Replaceable core liquid-line filter driers & sight glasses	5000-8000 Parallel Piped	-	Standard	-
LIQ.002-1	Liquid-line solenoid valves	2400-4400 Individually Piped	Not recommended on applications with line runs more than 25 feet.	2,049	-
LIQ.002-1P	Liquid-line solenoid valves	2400-4400 Parallel Piped	Not recommended on applications with line runs more than 25 feet.	1,099	-
LIQ.002-2	Liquid-line solenoid valves	5000-8000 Individually Piped	Not recommended on applications with line runs more than 25 feet.	2,198	-
LIQ.002-2P	Liquid-line solenoid valves	5000-8000 Parallel Piped	Not recommended on applications with line runs more than 25 feet.	1,481	-
SUC.003-1	Suction-line filters	2400-4000 Individually Piped	-	2,761	2,761
SUC.003-1P	Suction-line filters	2400-4000 Parallel Piped	-	N/A	-
SUC.003-2	Suction-line filters	4400-8000 Individually Piped	-	3,538	3,538
SUC.003-2P	Suction-line filters	4400-8000 Parallel Piped	-	N/A	-
SUC.005-1	Replaceable core suction-line filters	2400-4000 Individually Piped	-	3,616	3,616
SUC.005-1P	Replaceable core suction-line filters	2400-4000 Parallel Piped	-	Standard	-
SUC.005-2	Replaceable core suction-line filters	4400-8000 Individually Piped	-	3,664	3,664
SUC.005-2P	Replaceable core suction-line filters	4400-8000 Parallel Piped	-	Standard	-
SUC.007-1	Suction accumulators	2400-4000 Individually Piped	-	5,904	5,904
SUC.007-1P	Suction accumulators	2400-4000 Parallel Piped	-	Standard	-
SUC.007-2	Suction accumulators	4400-8000 Individually Piped	-	6,770	6,770
SUC.007-2P	Suction accumulators	4400-8000 Parallel Piped	-	Standard	-
DIS.001-1	Oil separators with discharge line check valves	2400-6000 Individually Piped	-	3,538	3,538
DIS.001-1P	Oil separators with discharge line check valves	2400-6000 Parallel Piped	-	Standard	-
DIS.001-2	Oil separators with discharge line check valves	7000-8000 Individually Piped	-	5,982	5,982
DIS.001-2P	Oil separators with discharge line check valves	7000-8000 Parallel Piped	-	Standard	-
MUF.001	Discharge mufflers	All - Individually Piped	-	1,004	1,004
MUF.001P	Discharge mufflers	All - Parallel Piped	-	N/A	-

## 24 - 80 HP Dual Compressor

## Factory-Installed Options

### Need Factory-Installed Options?

- Make sure you have selected a configurable model. When ordering, remember to specify the option codes and list price adders for each selected option.
- Can't Find Something? Other options and accessories might be available on a custom order basis. Please contact your local Sales Representative or Account Engineer for assistance.

Option Code	Description	Models Used On	Notes	List Price Adder (\$US)	
				Outdoor	intelliGen™ / Beacon II™
DIS.002-1	Three way heat reclaim valves with check valves installed	2400-4400 Individually Piped	-	5,353	5,352
DIS.002-1P	Three way heat reclaim valves with check valves installed	2400-4400 Parallel Piped	-	Call Factory	-
DIS.002-2	Three way heat reclaim valves with check valves installed	5000-6000 Individually Piped	-	6,974	6,974
DIS.002-2P	Three way heat reclaim valves with check valves installed	5000-6000 Parallel Piped	-	Call Factory	-
DIS.002-3	Three way heat reclaim valves with check valves installed	7000-8000 Individually Piped	-	10,101	10,101
DIS.002-3P	Three way heat reclaim valves with check valves installed	7000-8000 Parallel Piped	-	Call Factory	-
UNL.001	Compressor Unloading - with pressure control for (1) cyl. Bank	All - Individually Piped	-	3,634	-
UNL.001P	Compressor Unloading - with pressure control for (1) cyl. Bank	All - Parallel Piped	-	3,634	-
DMD.001	Demand Cooling for low temperature R-407A/R-407F, R-407C, and R-448A/R-449A	2400-6000L6 Individually Piped	-	5,119	5,119
DMD.001P	Demand Cooling for low temperature R-407A/R-407F, R-407C, and R-448A/R-449A	2400-6000L6 Parallel Piped	-	5,119	-
REC.001-1	Low Ambient kits with heated and insulated receivers and time delay relays	2400-6000 Individually Piped	-	5,590	5,590
REC.001-1P	Low Ambient kits with heated and insulated receivers and time delay relays	2400-6000 Parallel Piped	-	5,590	-
REC.001-2	Low Ambient kits with heated and insulated receivers and time delay relays	7000-8000 Individually Piped	-	7,343	7,343
REC.001-2P	Low Ambient kits with heated and insulated receivers and time delay relays	7000-8000 Parallel Piped	-	7,343	-
<b>Coil Options</b>					
CSG.PRO-1	Polyester coated condenser fin protection	2400-5000	-	3,592	3,592
CSG.PRO-2	Polyester coated condenser fin protection	5200-6000	-	5,982	5,982
CSG.PRO-3	Polyester coated condenser fin protection	7000-8000	-	6,705	6,705
CS.ELEC-1	ElectroFin coil coating	2400-5000	-	Call Factory	Call Factory
CS.ELEC-2	ElectroFin coil coating	5200-6000	-	Call Factory	Call Factory
CS.ELEC-3	ElectroFin coil coating	7000-8000	-	Call Factory	Call Factory
CSB.CPR-1	Copper condenser fins	2400-5000	-	Call Factory	Call Factory
CSB.CPR-2	Copper condenser fins	5200-6000	-	Call Factory	Call Factory
CSB.CPR-3	Copper condenser fins	7000-8000	-	Call Factory	Call Factory
CS.BRZ-1	Bronz-Glow coil coating	2400-5000	-	Call Factory	Call Factory
CS.BRZ-2	Bronz-Glow coil coating	5200-6000	-	Call Factory	Call Factory
CS.BRZ-3	Bronz-Glow coil coating	7000-8000	-	Call Factory	Call Factory

## 24 - 80 HP Dual Compressor

## Factory-Installed Electric Defrost Options

### Need an electric defrost kit?

- Make sure you have selected a configurable model. When ordering, remember to specify the option codes and list price adders for each selected option.
- Electric defrost kits and components are available to be factory mounted in the electrical box of indoor or outdoor condensing units used in medium/low temp applications with electric defrost evaporators.

### Selecting the proper kit is as easy as ...

1

Add up the total fan motor amps and electric heater amps for all evaporators in the refrigeration system.

2

For the selected condensing unit, contact your local Sales Representative or Account Engineer to find out the rated defrost power amps for both the fan motor amps and electric heater amps. The condensing unit data plate ratings are based on the actual system match.

3

Your local Sales Representative or Account Engineer will help you select the proper electric defrost kit and components.

### Definitions

#### Electric Defrost Timer

Initiates and terminates defrost cycles based on a predetermined time schedule.

#### Lockout Relay

Prevents the electric defrost heaters from energizing when the compressor is in operation.

#### Evaporator Hold Out Relay

Allows each evaporator to individually terminate defrost on temperature when multiple evaporators are used in a single system.

#### Fan Contactor

Carries amperage load for evaporator fan motors.

#### Heater Contactor

Carries amperage load for evaporator electric defrost heaters.

#### InterLink™ Smart Defrost Kit™ (SDK)

The InterLink™ SDK is a revolutionary product that is designed to be used on any electric defrost walk-in freezer system with an electro-mechanical defrost timer set for three or more scheduled defrosts per day. The InterLink™ SDK accurately estimates frost accumulation on the evaporator coil and decides if it can skip the preprogrammed defrost period that is set on the defrost timer. This helps eliminate unneeded defrost cycles, saving energy and increasing product integrity

Option Code	Description	Models Used On	Notes	List Price Adder (\$US) Outdoor
DFT.016	Electric Defrost Kit for system with one evaporator per compressor circuit	3000-4000M6 (230V) Individually Piped 2400-6000L6 (230V) Individually Piped 2400-8000 (460V) Individually Piped	Includes (1) electric defrost timer, (1) heater & (1) fan contactors, terminal strip	3,922
DFT.016P	Electric Defrost Kit for system with one evaporator per compressor circuit	3000-4000M6 (230V) Parallel Piped 2400-6000L6 (230V) Parallel Piped 2400-8000 (460V) Parallel Piped	Includes (1) electric defrost timer, (1) heater & (1) fan contactors, terminal strip	3,319
DFT.013	Electric Defrost Kit for system with two evaporators per compressor circuit	3000-5200M6 (230V) Individually Piped 2400-6000L6 (230V) Individually Piped 2400-8000 (460V) Individually Piped	Includes (1) electric defrost timer, (2) heater & (1) fan contactors, terminal strip	5,649
DFT.013P	Electric Defrost Kit for system with two evaporators per compressor circuit	3000-5200M6 (230V) Parallel Piped 2400-6000L6 (230V) Parallel Piped 2400-8000 (460V) Parallel Piped	Includes (1) electric defrost timer, (2) heater & (1) fan contactors, terminal strip	5,047
DEF.XXX1	Fuses for electric defrost kit for system with one evaporator per compressor circuit	3000-4000M6 (230V) Individually Piped 2400-6000L6 (230V) Individually Piped 2400-8000 (460V) Individually Piped	-	981
DEF.XXX1P	Fuses for electric defrost kit for system with one evaporator per compressor circuit	3000-4000M6 (230V) Parallel Piped 2400-6000L6 (230V) Parallel Piped 2400-8000 (460V) Parallel Piped	-	981
DEF.XXX2	Fuses for electric defrost kit for system with two evaporators per compressor circuit	3000-5200M6 (230V) Individually Piped 2400-6000L6 (230V) Individually Piped 2400-8000 (460V) Individually Piped	-	1,961
DEF.XXX2P	Fuses for electric defrost kit for system with two evaporators per compressor circuit	3000-5200M6 (230V) Parallel Piped 2400-6000L6 (230V) Parallel Piped 2400-8000 (460V) Parallel Piped	-	1,961
SDK.001	InterLink™ Smart Defrost Kit™	All - Individually Piped	Can not be used alone. Must also select a electric defrost timer or electric defrost kit.	1,863
SDK.001P	InterLink™ Smart Defrost Kit™	All - Parallel Piped	Can not be used alone. Must also select a electric defrost timer or electric defrost kit.	N/A

## 24 - 80 HP Dual Compressor

## Shipped-Loose Accessories

A wide range of shipped-loose accessories are available to order. Can't Find Something? Other options and accessories might be available on a custom order basis. Please contact your local Sales Representative or Account Engineer for assistance.

### Crankcase Pressure Regulator (CPR) Valves

A selection program must be used to pick the proper valve. The selection program requires the following inputs: system capacity, suction temperature, and maximum holding temperature. Must have one valve per compressor. Not available for use on IntelliGen (TM) / Beacon II (TM). Should not be used with MOP type expansion valves in unit coolers. Please contact your local Sales Representative or Account Engineer for assistance.

Size	Part Number	List Price (\$US)
7/8"	29346101	450
1 1/8"	29399012	662
1 3/8"	29394306	2,522
1 5/8"	4262Q	2,832
2 1/8"	29399089	3,247
2 5/8"	29314001	7,347

### 26 - 100 HP Dual Compressor

### Overview



#### Product Description:

The 26-100 HP Dual Vertical condensing unit product line with Bitzer® compressors is designed to meet the needs of a demanding commercial and industrial refrigeration market. The product is configured to be flexible in its design and construction to allow it to respond to the requirements of refrigeration contractors, consulting engineers and facility owners/operators. The Floating Tube™ coil design incorporated in the product provides protection against tube sheet leaks.

Opting for IntelliGen™ / Beacon II™ Refrigeration System with Smart Defrost, factory mounted Smart Defrost Kit (TM), or Variable Speed EC (VSEC) Motor with Orbus (TM) Controller increase energy efficiency of the refrigeration system.

#### Certifications



#### Cabinet & Construction

- All units feature the Floating Tube™ coil which eliminates tube sheet leaks
- Painted steel cabinets for superior strength and corrosion resistance

#### Serviceability

- Manual pumpdown switch on all units
- Convenient access panels to easily service internal components
- Large electrical panel to facilitate ease of access

#### Quality

- Sight glass is easily viewable
- Fixed high pressure switch eliminates capillary tubes
- Refrigeration duty, rifled copper condenser tubing
- Piping is pre-bent to eliminate brazed joints, where possible, to reduce leak potential
- All joints are sweat type connections, no mechanical joints to leak
- Separate sub-cooling circuit in condenser for added capacity and vapor free liquid
- Pressure relief valve on receiver
- ServiceMate™ diagnostic module standard on all non-IntelliGen (TM) / Beacon II (TM) condensing unit

#### Components

##### Compressor

- Units feature Bitzer® semi-hermetic compressors.
- Spring-mounted compressors with suction and discharge eliminators
- Receivers are sized for sufficient pumpdown capacity with inlet and outlet service valves

##### Other

- Sealed sight glass and liquid line filter

#### Nomenclature

HDD	260B	L	6	C	PP
Model	Equiv. HP	Operating Range	Refrigerant	Voltage	Circuiting
HDD = Limitzer® vertical discharge	260B = 26 HP	L = Low	6 = R-404A/R-507A, R-407A/F, R-407C, R-448A/R-449A	C = 208-230/3/60	PP = Parallel Piped*
	300B = 30 HP	M = Medium		D = 460/3/60	No "PP" = Individual Circuits
	400B = 40 HP			E = 575/3/60	
HDDS = IntelliGen™/Beacon II™ vertical discharge	440B = 44 HP				
	500B = 50 HP				
	600B = 60 HP				
	660B = 66 HP				
	800B = 80 HP				
	1100 = 100 HP				

\*Not available with IntelliGen™/Beacon II™ system



## 26 - 100 HP Dual Compressor

## Configurable Models Pricing

### Configurable Models

#### Outdoor

- Prepainted galvanized cabinet with easily removable service panels
- Condenser built with rifled tubing and a separate subcooler coil for extra performance
- Flooded head pressure valves on all models
- Liquid line with drier, sight glass, and shut-off valve
- Parallel-piped units include replaceable core suction filter, replaceable liquid-line filter, suction accumulator, and oil management system.
- Electronic oil safety control
- Spring mounted compressors with suction and discharge vibration eliminators
- Large electrical panel, including compressor contactor and pump-down switch
- Fixed high pressure control and separate adjustable low pressure control with flexible braided hose
- ServiceMate™ Diagnostic Module

#### intelliGen™ / Beacon II™

- Prepainted galvanized cabinet with easily removable service panels
- Condenser built with rifled tubing and a separate subcooler coil for extra performance
- Flooded head pressure valves on all models
- Liquid line with drier, sight glass, and shut-off valve
- Electronic oil safety control
- Spring mounted compressors with suction and discharge vibration eliminators
- Large electrical panel, including compressor contactor and pump-down switch
- Fixed high pressure control and separate adjustable low pressure control with flexible braided hose
- Wired for intelliGen™ / Beacon II™ control with fan cycling.

**Need to customize?** Look at the factory-installed options starting on page 137.

Outdoor		intelliGen™ / Beacon II™		Voltage	Model Type	Notes
Chandler Model	List Price (\$US)	Chandler Model	List Price (\$US)			
Individually Piped Models: Medium Temperature (R-404A/507, R-407A/R-407F, R-407C, and R-448A/R-449A)						
HDD300BM6C	82,034	HDDS300BM6C	84,742	208-230/3/60	Individually Piped	-
HDD300BM6D	83,018	HDDS300BM6D	85,757	460/3/60	Individually Piped	-
HDD400BM6C	95,647	HDDS400BM6C	98,803	208-230/3/60	Individually Piped	-
HDD400BM6D	96,796	HDDS400BM6D	99,990	460/3/60	Individually Piped	-
HDD440BM6C	108,912	HDDS440BM6C	112,507	208-230/3/60	Individually Piped	-
HDD440BM6D	110,220	HDDS440BM6D	113,858	460/3/60	Individually Piped	-
HDD500BM6C	122,328	HDDS500BM6C	126,364	208-230/3/60	Individually Piped	-
HDD500BM6D	123,795	HDDS500BM6D	127,879	460/3/60	Individually Piped	-
HDD600BM6C	129,085	HDDS600BM6C	133,344	208-230/3/60	Individually Piped	-
HDD600BM6D	130,633	HDDS600BM6D	134,943	460/3/60	Individually Piped	-
HDD660BM6C	144,588	HDDS660BM6C	149,361	208-230/3/60	Individually Piped	-
HDD660BM6D	146,323	HDDS660BM6D	151,153	460/3/60	Individually Piped	-
HDD700BM6C	161,696	HDDS700BM6C	167,032	208-230/3/60	Individually Piped	-
HDD700BM6D	163,636	HDDS700BM6D	169,036	460/3/60	Individually Piped	-
HDD800BM6C	177,831	HDDS800BM6C	183,699	208-230/3/60	Individually Piped	-
HDD800BM6D	179,964	HDDS800BM6D	185,904	460/3/60	Individually Piped	-
HDD110BM6C	204,529	HDDS110BM6C	211,280	208-230/3/60	Individually Piped	-
HDD110BM6D	206,984	HDDS110BM6D	213,815	460/3/60	Individually Piped	-
Individually Piped Models: Low Temperature (R-404A/507, R-407A/R-407F, R-407C, and R-448A/R-449A)						
HDD260BL6C	84,841	HDDS260BL6C	87,809	208-230/3/60	Individually Piped	-
HDD260BL6D	86,029	HDDS260BL6D	89,039	460/3/60	Individually Piped	-
HDD300BL6C	94,337	HDDS300BL6C	97,641	208-230/3/60	Individually Piped	-
HDD300BL6D	95,659	HDDS300BL6D	99,006	460/3/60	Individually Piped	-
HDD400BL6C	109,826	HDDS400BL6C	113,670	208-230/3/60	Individually Piped	-
HDD400BL6D	111,363	HDDS400BL6D	115,262	460/3/60	Individually Piped	-
HDD440BL6C	118,994	HDDS440BL6C	123,159	208-230/3/60	Individually Piped	-
HDD440BL6D	120,661	HDDS440BL6D	124,884	460/3/60	Individually Piped	-



### 26 - 100 HP Dual Compressor

### Configurable Models Pricing

Outdoor		intelliGen™ / Beacon II™		Voltage	Model Type	Notes
Chandler Model	List Price (\$US)	Chandler Model	List Price (\$US)			
HDD500BL6C	132,030	HDDS500BL6C	136,650	208-230/3/60	Individually Piped	-
HDD500BL6D	133,877	HDDS500BL6D	138,564	460/3/60	Individually Piped	-
HDD600BL6C	139,359	HDDS600BL6C	144,239	208-230/3/60	Individually Piped	-
HDD600BL6D	141,312	HDDS600BL6D	146,257	460/3/60	Individually Piped	-
HDD800BL6C	161,696	HDDS800BL6C	167,355	208-230/3/60	Individually Piped	-
HDD800BL6D	163,962	HDDS800BL6D	169,700	460/3/60	Individually Piped	-
<b>Parallel-Piped Models: Medium Temperature (R-404A/507, R-407A/R-407F, R-407C, and R-448A/R-449A)</b>						
HDD300BM6CPP	98,440	-	-	208-230/3/60	Parallel Piped	-
HDD300BM6DPP	99,623	-	-	460/3/60	Parallel Piped	-
HDD400BM6CPP	114,777	-	-	208-230/3/60	Parallel Piped	-
HDD400BM6DPP	116,155	-	-	460/3/60	Parallel Piped	-
HDD440BM6CPP	130,697	-	-	208-230/3/60	Parallel Piped	-
HDD440BM6DPP	132,264	-	-	460/3/60	Parallel Piped	-
HDD500BM6CPP	146,794	-	-	208-230/3/60	Parallel Piped	-
HDD500BM6DPP	148,556	-	-	460/3/60	Parallel Piped	-
HDD600BM6CPP	154,901	-	-	208-230/3/60	Parallel Piped	-
HDD600BM6DPP	156,759	-	-	460/3/60	Parallel Piped	-
HDD660BM6CPP	173,507	-	-	208-230/3/60	Parallel Piped	-
HDD660BM6DPP	175,589	-	-	460/3/60	Parallel Piped	-
HDD700BM6CPP	194,037	-	-	208-230/3/60	Parallel Piped	-
HDD700BM6DPP	196,364	-	-	460/3/60	Parallel Piped	-
HDD800BM6CPP	213,395	-	-	208-230/3/60	Parallel Piped	-
HDD800BM6DPP	215,957	-	-	460/3/60	Parallel Piped	-
HDD110BM6CPP	245,436	-	-	208-230/3/60	Parallel Piped	-
HDD110BM6DPP	248,380	-	-	460/3/60	Parallel Piped	-
<b>Parallel-Piped Models: Low Temperature (R-404A/507, R-407A/R-407F, R-407C, and R-448A/R-449A)</b>						
HDD260BL6CPP	101,810	-	-	208-230/3/60	Parallel Piped	-
HDD260BL6DPP	103,235	-	-	460/3/60	Parallel Piped	-
HDD300BL6CPP	113,206	-	-	208-230/3/60	Parallel Piped	-
HDD300BL6DPP	114,789	-	-	460/3/60	Parallel Piped	-
HDD400BL6CPP	131,793	-	-	208-230/3/60	Parallel Piped	-
HDD400BL6DPP	133,637	-	-	460/3/60	Parallel Piped	-
HDD440BL6CPP	142,793	-	-	208-230/3/60	Parallel Piped	-
HDD440BL6DPP	144,793	-	-	460/3/60	Parallel Piped	-
HDD500BL6CPP	158,435	-	-	208-230/3/60	Parallel Piped	-
HDD500BL6DPP	160,653	-	-	460/3/60	Parallel Piped	-
HDD600BL6CPP	167,231	-	-	208-230/3/60	Parallel Piped	-
HDD600BL6DPP	169,572	-	-	460/3/60	Parallel Piped	-
HDD800BL6CPP	194,037	-	-	208-230/3/60	Parallel Piped	-
HDD800BL6DPP	196,751	-	-	460/3/60	Parallel Piped	-

## 26 - 100 HP Dual Compressor

## Factory-Installed Options

### Need Factory-Installed Options?

- Make sure you have selected a configurable model. When ordering, remember to specify the option codes and list price adders for each selected option.
- Can't Find Something? Other options and accessories might be available on a custom order basis. Please contact your local Sales Representative or Account Engineer for assistance.

Option Code	Description	Models Used On	Notes	List Price Adder (\$US)	
				Outdoor	intelliGen™ / Beacon II™
Electrical Options					
DFT.001	Defrost Timers - Air	All - Individually Piped	Medium temperature applications only.	1,203	-
DFT.001P	Defrost Timers - Air	All - Parallel Piped	Medium temperature applications only.	602	-
FCY.001-1	Fan Cycling - Temperature	260B-500B Individually Piped	Fan closest to the header is not cycled.	3,823	-
FCY.001-1P	Fan Cycling - Temperature	260B-500B Parallel Piped	Fan closest to the header is not cycled.	3,094	-
FCY.001-2	Fan Cycling - Temperature	600B-700B Individually Piped	Fan closest to the header is not cycled.	4,553	-
FCY.001-2P	Fan Cycling - Temperature	600B-700B Parallel Piped	Fan closest to the header is not cycled.	3,823	-
FCY.001-3	Fan Cycling - Temperature	800B & 110B Individually Piped	Fan closest to the header is not cycled.	5,194	-
FCY.001-3P	Fan Cycling - Temperature	800B & 110B Parallel Piped	Fan closest to the header is not cycled.	4,464	-
FCY.002-1	Fan Cycling - Pressure	260B-500B Individually Piped	Fan closest to the header is not cycled.	3,823	Standard
FCY.002-1P	Fan Cycling - Pressure	260B-500B Parallel Piped	Fan closest to the header is not cycled.	3,094	-
FCY.002-2	Fan Cycling - Pressure	600B-700B Individually Piped	Fan closest to the header is not cycled.	4,553	Standard
FCY.002-2P	Fan Cycling - Pressure	600B-700B Parallel Piped	Fan closest to the header is not cycled.	3,823	-
FCY.002-3	Fan Cycling - Pressure	800B & 110B Individually Piped	Fan closest to the header is not cycled.	5,194	Standard
FCY.002-3P	Fan Cycling - Pressure	800B & 110B Parallel Piped	Fan closest to the header is not cycled.	4,464	-
CBK.002-2	Compressor Circuit Breakers	230V - Individually Piped	-	5,649	5,649
CBK.002-2P	Compressor Circuit Breakers	230V - Parallel Piped	-	5,649	-
CBK.002-1	Compressor Circuit Breakers	460V - Individually Piped	-	2,626	2,626
CBK.002-1P	Compressor Circuit Breakers	460V - Parallel Piped	-	2,626	-
PLM.00X	Phase Loss Monitors	All - Individually Piped	-	1,235	1,235
PLM.00XP	Phase Loss Monitors	All - Parallel Piped	-	1,235	-
TDR.002	Anti-short Cycling Timers	All - Individually Piped	-	1,424	1,424

### Regulation Requires Variable Speed Fan Motors!

#### California Energy Commission Title 24, Section 126

Effective 01/01/2010, refrigerated warehouses with a total cold storage and frozen storage area exceeding 3,000 square feet require:

1. All condenser fans for air-cooled condensers/condensing units shall be continuously variable speed and the condensing temperature or pressure control system shall control the speed of all condenser fans serving a common condenser loop in unison. The minimum condensing temperature set point shall be less than or equal to 70 degrees Fahrenheit or reset in response to ambient dry bulb temperature or refrigeration system load.
2. All single phase condenser/condensing unit fan motors less than 1 horsepower and less than 460 volts shall be either permanent split capacitor or electronically commutated.

## 26 - 100 HP Dual Compressor

## Factory-Installed Options

### Need Factory-Installed Options?

- Make sure you have selected a configurable model. When ordering, remember to specify the option codes and list price adders for each selected option.
- Can't Find Something? Other options and accessories might be available on a custom order basis. Please contact your local Sales Representative or Account Engineer for assistance.

Option Code	Description	Models Used On	Notes	List Price Adder (\$US)	
				Outdoor	intelliGen™ / Beacon II™
TDR.002P	Anti-short Cycling Timers	All - Parallel Piped	-	713	-
HPS.001	Manual Reset High Pressure Switches	All - Individually Piped	-	679	679
HPS.001P	Manual Reset High Pressure Switches	All - Parallel Piped	-	679	-
MS.0014S-1	Variable Speed EC Motor with proportional pressure controller	300BM6 Parallel Piped (230V & 460V) 260B-400BL6 Parallel Piped (230V & 460V)	-	26,433	-
MS.0014S-2	Variable Speed EC Motor with proportional pressure controller	300BM6 Individually Piped (230V & 460V) 260B-400BL6 Individually Piped (230V & 460V)	-	28,762	28,762
MS.0014L-1	Variable Speed EC Motor with proportional pressure controller	400B-500BM6 Parallel Piped (230V & 460V) 440B-600BL6 Parallel Piped (230V & 460V)	-	38,604	-
MS.0014L-2	Variable Speed EC Motor with proportional pressure controller	400B-500BM6 Individually Piped (230V & 460V) 440B-600BL6 Individually Piped (230V & 460V)	-	40,932	40,932
MS.0016L-1	Variable Speed EC Motor with proportional pressure controller	600B-700BM6 Parallel Piped (230V & 460V) 800BL6 Parallel Piped (230V & 460V)	-	56,742	-
MS.0016L-2	Variable Speed EC Motor with proportional pressure controller	600B-700BM6 Individually Piped (230V & 460V) 800BL6 Individually Piped (230V & 460V)	-	59,070	59,070
MS.0018L-1	Variable Speed EC Motor with proportional pressure controller	800B - 110BM6 Parallel Piped (230V & 460V)	-	74,881	-
MS.0018L-2	Variable Speed EC Motor with proportional pressure controller	800B - 110BM6 Individually Piped (230V & 460V)	-	77,207	77,207
<b>Mechanical Options</b>					
LIQ.003-1	Replaceable core liquid-line filter driers & sight glasses	260B-440B Individually Piped	-	1,018	1,018
LIQ.003-1P	Replaceable core liquid-line filter driers & sight glasses	260B-440B Parallel Piped	-	Standard	-
LIQ.003-2	Replaceable core liquid-line filter driers & sight glasses	500B-800B Individually Piped	-	1,018	1,018
LIQ.003-2P	Replaceable core liquid-line filter driers & sight glasses	500B-800B Parallel Piped	-	Standard	-
LIQ.003-3	Replaceable core liquid-line filter driers & sight glasses	110B Individually Piped	-	1,018	1,018
LIQ.003-3P	Replaceable core liquid-line filter driers & sight glasses	110B Parallel Piped	-	Standard	-
SUC.003-1	Suction-line filters	260B-440B Individually Piped	-	2,761	2,761
SUC.003-1P	Suction-line filters	260B-440B Parallel Piped	-	N/A	-
SUC.003-2	Suction-line filters	500B-800B Individually Piped	-	3,538	3,538
SUC.003-2P	Suction-line filters	500B-800B Parallel Piped	-	N/A	-
SUC.003-3	Suction-line filters	110B Individually Piped	-	2,761	2,761
SUC.003-3P	Suction-line filters	110B Parallel Piped	-	N/A	-
SUC.005-1	Replaceable core suction-line filters	260B-440B Individually Piped	-	3,616	3,616
SUC.005-1P	Replaceable core suction-line filters	260B-440B Parallel Piped	-	Standard	-
SUC.005-2	Replaceable core suction-line filters	500B-800B Individually Piped	-	3,777	3,777

## 26 - 100 HP Dual Compressor

## Factory-Installed Options

### Need Factory-Installed Options?

- Make sure you have selected a configurable model. When ordering, remember to specify the option codes and list price adders for each selected option.
- Can't Find Something? Other options and accessories might be available on a custom order basis. Please contact your local Sales Representative or Account Engineer for assistance.

Option Code	Description	Models Used On	Notes	List Price Adder (\$US)	
				Outdoor	intelliGen™ / Beacon II™
SUC.005-2P	Replaceable core suction-line filters	500B-800B Parallel Piped	-	Standard	-
SUC.005-3	Replaceable core suction-line filters	110B Individually Piped	-	3,616	4,720
LIQ.002-1	Liquid-line solenoid valves	260B-440B Individually Piped	Not recommended on applications with line runs more than 25 feet.	2,049	-
LIQ.002-1P	Liquid-line solenoid valves	260B-440B Parallel Piped	Not recommended on applications with line runs more than 25 feet.	1,099	-
LIQ.002-2	Liquid-line solenoid valves	500B-800B Individually Piped	Not recommended on applications with line runs more than 25 feet.	2,198	-
LIQ.002-2P	Liquid-line solenoid valves	500B-800B Parallel Piped	Not recommended on applications with line runs more than 25 feet.	1,481	-
LIQ.002-3	Liquid-line solenoid valves	110B Individually Piped	Not recommended on applications with line runs more than 25 feet.	2,049	-
LIQ.002-3P	Liquid-line solenoid valves	110B Parallel Piped	Not recommended on applications with line runs more than 25 feet.	Call Factory	-
SUC.007-1	Suction accumulators	260B-440B Individually Piped	-	5,904	5,904
SUC.007-1P	Suction accumulators	260B-440B Parallel Piped	-	Standard	-
SUC.007-2	Suction accumulators	500B-800B Individually Piped	-	5,904	5,904
SUC.007-2P	Suction accumulators	500B-800B Parallel Piped	-	Standard	-
SUC.007-3	Suction accumulators	110B Individually Piped	-	5,904	5,904
SUC.007-3P	Suction accumulators	110B Parallel Piped	-	Standard	-
DIS.001-1	Oil separators with discharge line check valves	260B-600B Individually Piped	-	3,538	3,538
DIS.001-1P	Oil separators with discharge line check valves	260B-600B Parallel Piped	-	Standard	-
DIS.001-2	Oil separators with discharge line check valves	660B-800B Individually Piped	-	5,982	5,982
DIS.001-2P	Oil separators with discharge line check valves	660B-800B Parallel Piped	-	Standard	-
DIS.001-3	Oil separators with discharge line check valves	110B Individually Piped	-	7,183	7,183
DIS.001-3P	Oil separators with discharge line check valves	110B Parallel Piped	-	Standard	-
MUF.001	Discharge mufflers	All - Individually Piped	-	1,004	1,004
MUF.001P	Discharge mufflers	All - Parallel Piped	-	N/A	-
DIS.002-1	Three way heat reclaim valves with check valves installed	260B-400B Individually Piped	-	3,654	-
DIS.002-1P	Three way heat reclaim valves with check valves installed	260B-400B Parallel Piped	-	Call Factory	-
DIS.002-2	Three way heat reclaim valves with check valves installed	440B-800B Individually Piped	-	3,654	-
DIS.002-2P	Three way heat reclaim valves with check valves installed	440B-800B Parallel Piped	-	Call Factory	-
DIS.002-3	Three way heat reclaim valves with check valves installed	110B Individually Piped	-	6,425	-

## 26 - 100 HP Dual Compressor

## Factory-Installed Options

### Need Factory-Installed Options?

- Make sure you have selected a configurable model. When ordering, remember to specify the option codes and list price adders for each selected option.
- Can't Find Something? Other options and accessories might be available on a custom order basis. Please contact your local Sales Representative or Account Engineer for assistance.

Option Code	Description	Models Used On	Notes	List Price Adder (\$US)	
				Outdoor	intelliGen™ / Beacon II™
DIS.002-3P	Three way heat reclaim valves with check valves installed	110B Parallel Piped	-	Call Factory	-
UNL.001	Compressor Unloading - with pressure control for (1) cyl. Bank	All - Individually Piped	-	3,634	-
UNL.001P	Compressor Unloading - with pressure control for (1) cyl. Bank	All - Parallel Piped	-	3,634	-
REC.001-1	Low Ambient kits with heated and insulated receivers and time delay relays	260B-500B Individually Piped	-	5,590	5,590
REC.001-1P	Low Ambient kits with heated and insulated receivers and time delay relays	260B-500B Parallel Piped	-	5,590	-
REC.001-2	Low Ambient kits with heated and insulated receivers and time delay relays	600B-110B Individually Piped	-	5,590	5,590
REC.001-2P	Low Ambient kits with heated and insulated receivers and time delay relays	600B-110B Parallel Piped	-	7,343	-
<b>Coil Options</b>					
CSG.PRO-1	Polyester coated condenser fin protection	300BM6, 260B-400BL6	-	3,592	3,592
CSG.PRO-2	Polyester coated condenser fin protection	400B-500BM6, 440B-600BL6	-	5,982	5,982
CSG.PRO-3	Polyester coated condenser fin protection	600B-700BM6, 800BL6	-	6,705	6,705
CSG.PRO-4	Polyester coated condenser fin protection	800B-110BM6	-	8,940	8,940
CS.ELEC-1	ElectroFin coil coating	300BM6, 260B-400BL6	-	Call Factory	Call Factory
CS.ELEC-2	ElectroFin coil coating	400B-500BM6, 440B-600BL6	-	Call Factory	Call Factory
CS.ELEC-3	ElectroFin coil coating	600B-700BM6, 800BL6	-	Call Factory	Call Factory
CS.ELEC-4	ElectroFin coil coating	800B-110BM6	-	Call Factory	Call Factory
CSB.CPR-1	Copper condenser fins	300BM6, 260B-400BL6	-	Call Factory	Call Factory
CSB.CPR-2	Copper condenser fins	400B-500BM6, 440B-600BL6	-	Call Factory	Call Factory
CSB.CPR-3	Copper condenser fins	600B-700BM6, 800BL6	-	Call Factory	Call Factory
CSB.CPR-4	Copper condenser fins	800B-110BM6	-	Call Factory	Call Factory
CS.BRZ-1	Bronz-Glow coil coating	300BM6, 260B-400BL6	-	Call Factory	Call Factory
CS.BRZ-2	Bronz-Glow coil coating	400B-500BM6, 440B-600BL6	-	Call Factory	Call Factory
CS.BRZ-3	Bronz-Glow coil coating	600B-700BM6, 800BL6	-	Call Factory	Call Factory
CS.BRZ-4	Bronz-Glow coil coating	800B-110BM6	-	Call Factory	Call Factory

## 26 - 100 HP Dual Compressor

## Factory-Installed Electric Defrost Options

### Need an electric defrost kit?

- Make sure you have selected a configurable model. When ordering, remember to specify the option codes and list price adders for each selected option.
- Electric defrost kits and components are available to be factory mounted in the electrical box of indoor or outdoor condensing units used in medium/low temp applications with electric defrost evaporators.

### Selecting the proper kit is as easy as ...

- 1 Add up the total fan motor amps and electric heater amps for all evaporators in the refrigeration system.
- 2 For the selected condensing unit, contact your local Sales Representative or Account Engineer to find out the rated defrost power amps for both the fan motor amps and electric heater amps. The condensing unit data plate ratings are based on the actual system match.
- 3 Your local Sales Representative or Account Engineer will help you select the proper electric defrost kit and components.

### Definitions

#### Electric Defrost Timer

Initiates and terminates defrost cycles based on a predetermined time schedule.

#### Lockout Relay

Prevents the electric defrost heaters from energizing when the compressor is in operation.

#### Evaporator Hold Out Relay

Allows each evaporator to individually terminate defrost on temperature when multiple evaporators are used in a single system.

#### Fan Contactor

Carries amperage load for evaporator fan motors.

#### Heater Contactor

Carries amperage load for evaporator electric defrost heaters.

#### InterLink™ Smart Defrost Kit™ (SDK)

The InterLink™ SDK is a revolutionary product that is designed to be used on any electric defrost walk-in freezer system with an electro-mechanical defrost timer set for three or more scheduled defrosts per day. The InterLink™ SDK accurately estimates frost accumulation on the evaporator coil and decides if it can skip the preprogrammed defrost period that is set on the defrost timer. This helps eliminate unneeded defrost cycles, saving energy and increasing product integrity

Option Code	Description	Models Used On	Notes	List Price Adder (\$US)
				Outdoor
DFT.016-1	Electric Defrost Kit for system with one evaporator per compressor circuit	300B-400BM6 (230V) Individually Piped 260B-440BL6 (230V) Individually Piped All Models (460V) Individually Piped	Includes (1) electric defrost timer, (1) heater & (1) fan contactors, terminal strip, and fusing. 48 amp maximum heater load per heater contactor.	4,905
DFT.016P	Electric Defrost Kit for system with one evaporator per compressor circuit	300B-400BM6 (230V) Parallel Piped 260B-440BL6 (230V) Parallel Piped All Models (460V) Parallel Piped	Includes (1) electric defrost timer, (1) heater & (1) fan contactors, terminal strip, and fusing. 48 amp maximum heater load per heater contactor.	4,306
DFT.016-2	Electric Defrost Kit for system with one evaporator per compressor circuit	440B-110BM6 (230V) 500B-800BL6 (230V)	Includes (1) electric defrost timer, (1) heater & (1) fan contactors, terminal strip, and fusing. 48 amp maximum heater load per heater contactor.	Call Factory
DFT.013-1	Electric Defrost Kit for system with two evaporators per compressor circuit	300B-600BM6 (230V) Individually Piped All L6 Models (230V) Individually Piped All Models (460V) Individually Piped	Includes (1) electric defrost timer, (2) heater & (1) fan contactors, terminal strip, and fusing. 48 amp maximum heater load per heater contactor.	8,367
DFT.013P	Electric Defrost Kit for system with two evaporators per compressor circuit	300B-400BM6 (230V) Parallel Piped 260B-440BL6 (230V) Parallel Piped All Models (460V) Parallel Piped	Includes (1) electric defrost timer, (2) heater & (1) fan contactors, terminal strip, and fusing. 48 amp maximum heater load per heater contactor.	7,801
DFT.013-2	Electric Defrost Kit for system with two evaporators per compressor circuit	660B-110BM6 (230V)	Includes (1) electric defrost timer, (2) heater & (1) fan contactors, terminal strip, and fusing. 48 amp maximum heater load per heater contactor.	Call Factory
SDK.001	InterLink™ Smart Defrost Kit™	All - Individually Piped	Can not be used alone. Must also select a electric defrost timer or electric defrost kit.	1,863
SDK.001P	InterLink™ Smart Defrost Kit™	All - Parallel Piped	Can not be used alone. Must also select a electric defrost timer or electric defrost kit.	N/A

## 26 - 100 HP Dual Compressor

## Shipped-Loose Accessories

A wide range of shipped-loose accessories are available to order. Can't Find Something? Other options and accessories might be available on a custom order basis. Please contact your local Sales Representative or Account Engineer for assistance.

### Crankcase Pressure Regulator (CPR) Valves

A selection program must be used to pick the proper valve. The selection program requires the following inputs: system capacity, suction temperature, and maximum holding temperature. Must have one valve per compressor. Not available for use on IntelliGen™ / Beacon II™. Should not be used with MOP type expansion valves in unit coolers. Please contact your local Sales Representative or Account Engineer for assistance.

Size	Part Number	List Price (\$US)
7/8"	29346101	450
1 1/8"	29399012	662
1 3/8"	29394306	2,522
1 5/8"	4262Q	2,832
2 1/8"	29399089	3,247
2 5/8"	29314001	7,347



1/2 - 6 HP

## Overview



### Product Description:

The 1/2 through 6 HP water cooled condensing unit product line features hermetic and scroll® compressors. These condensing units' component selection, location, base and unit dimensions are all optimized for easy field replacement or installation in new applications where space is limited.

The electrical box is designed with extra space for easier servicing. The area is large enough to accommodate circuit breakers, compressor contactors, time clocks and all start components in one enclosure.

Standard features include: compressor isolation valves that enable service technicians to isolate the compressor for service and an oversized receiver which provides total refrigerant pump down. These products are ideal for units requiring long runs.

### Certifications



### Cabinet & Construction

- Component location and unit size are optimized for easy field replacement and space limited applications

### Serviceability

- Large electrical box allows easy service and installation of additional components
- A pump-down switch is provided on all models for easy field servicing
- Color-coded wire harnesses are labeled and coded for easy identification
- Suction line rotolock service valve is provided on the compressor for service
- An additional shut-off valve is mounted in the discharge line of the compressor for quick and easy compressor isolation

### Quality

- Sight glass (optional) is easily viewable
- Every unit is subjected to a helium leak test to ensure the unit is leak free
- Shipped with nitrogen holding charge to enable installer to verify unit is leak-free upon arrival
- Every unit is run-tested and cycled on both the high and low pressure controls
- All electrical circuits are also tested for functional integrity

### Components

- Features Copeland hermetic and Scroll® compressors
- Compressors are mounted with vibration eliminating rubber grommets
- All units come standard with a water regulating valve for superior head pressure control
- Oversized receiver with liquid shut-off valve is provided for installations with long refrigerant lines

### Nomenclature

ZW	N	010	L	6	B
Compressor	Application	Model Size	Operating Range	Refrigerant	Voltage
HW = Hermetic ZW = Scroll®	N = Indoor	005-060	H = High L = Low M = Medium X = Extended Temp.	6= R-404A/R-507A, R-407A/R-407C, R-448A/R-449A	B = 208/230/1/60 C = 208-230/3/60 D = 460/3/60

1/2 - 6 HP

Configurable Models Pricing

## Standard Features

- Compressor mounting (rubber grommets)
- Compressor discharge service valve (in line brass base valve)
- Compressor suction service valve — rotolock
- Large capacity refrigerant receiver (up to 100 ft. runs)
- Receiver service valve (located on outlet)
- Coaxial condenser (counterflow tube in tube)
- Extra large electric box (encloses all options and start components)
- Electric conduit (UL recognized, high impact, flame retardant copolymer)
- Low pressure control switch (adjustable)
- High pressure encapsulated safety switch (fixed)
- Superhose on low pressure control (higher leak resistance)
- Liquid injection (Scroll® — low temperature models only)
- Pump-down control switch (pre-wired)
- Water valve (mounted on condenser inlet)
- Agency approvals UL, ULC

**Need to customize?** Look at the factory-installed options starting on page 146.

Chandler Model	List Price (\$US)	Voltage	Notes
<b>Hermetic High Temperature (R-404A/R-507A, R-407A/R-407C, R-448A/R-449A)</b>			
HWN005H6B	4,109	208-230/1/60	See footnote 1
HWN009H6B	4,340	208-230/1/60	See footnote 1
HWN010H6B	4,720	208-230/1/60	See footnote 1
HWN010H6C	4,893	208-230/3/60	See footnote 1
HWN015H6B	4,935	208-230/1/60	-
HWN015H6C	5,197	208-230/3/60	-
HWN025H6B	5,921	208-230/1/60	-
HWN025H6C	6,379	208-230/3/60	-
HWN032H6B	7,386	208-230/1/60	-
HWN032H6C	7,680	208-230/3/60	-
<b>Hermetic Extended Temperature (R-404A/R-507A, R-407A/R-407C, R-448A/R-449A)</b>			
HWN005X6B	4,109	208-230/1/60	See footnote 1
HWN008X6B	4,202	208-230/1/60	See footnote 1
HWN009X6B	4,340	208-230/1/60	See footnote 1
HWN010X6B	4,720	208-230/1/60	See footnote 1
HWN010X6C	4,893	208-230/3/60	See footnote 1
<b>Hermetic Extended/Medium Temperature (R-404A/R-507A, R-407A/R-407C, R-448A/R-449A)</b>			
HWN015X6B	4,935	208-230/1/60	-
HWN015X6C	5,197	208-230/3/60	-
HWN020X6B	5,490	208-230/1/60	-
HWN020X6C	5,999	208-230/3/60	-
HWN025X6B	5,921	208-230/1/60	-
HWN025X6C	6,379	208-230/3/60	-
HWN025X6D	6,800	460/3/60	-
HWN030X6B	7,028	208-230/1/60	-
HWN030X6C	7,295	208-230/3/60	-
HWN030X6D	7,601	460/3/60	-
HWN032X6B	7,386	208-230/1/60	-
HWN032X6C	7,680	208-230/3/60	-
HWN032X6D	7,947	460/3/60	-

Chandler Model	List Price (\$US)	Voltage	Notes
<b>Hermetic Low Temperature (R-404A/R-507A, R-407A/R-407C, R-448A/R-449A)</b>			
HWN011L6B	4,904	208-230/1/60	-
HWN011L6C	5,000	208-230/3/60	-
HWN014L6B	4,964	208-230/1/60	-
HWN014L6C	5,107	208-230/3/60	-
HWN025L6B	5,171	208-230/1/60	-
HWN025L6C	5,314	208-230/3/60	-
HWN031L6B	7,452	208-230/1/60	-
HWN031L6C	7,642	208-230/3/60	-
HWN031L6D	7,774	460/3/60	-
<b>Scroll Extended Temperature (R-404A/R-507A, R-407A/R-407C, R-448A/R-449A)</b>			
ZWN010X6B	8,378	208-230/1/60	-
ZWN010X6C	8,467	208-230/3/60	-
ZWN010X6D	8,790	460/3/60	-
ZWN015X6B	8,991	208-230/1/60	-
ZWN015X6C	9,080	208-230/3/60	-
ZWN015X6D	9,403	460/3/60	-
ZWN020X6B	9,214	208-230/1/60	-
ZWN020X6C	9,303	208-230/3/60	-
ZWN020X6D	9,627	460/3/60	-
ZWN025X6B	9,380	208-230/1/60	-
ZWN025X6C	9,469	208-230/3/60	-
ZWN025X6D	9,793	460/3/60	-
ZWN030X6B	9,590	208-230/1/60	-
ZWN030X6C	9,720	208-230/3/60	-
ZWN030X6D	10,165	460/3/60	-
ZWN035X6B	10,219	208-230/1/60	-
ZWN035X6C	10,354	208-230/3/60	-
ZWN035X6D	10,672	460/3/60	-
ZWN045X6B	10,616	208-230/1/60	-
ZWN045X6C	10,769	208-230/3/60	-
ZWN045X6D	11,076	460/3/60	-

### Notes:

1. Suitable for R-407C
2. Scroll "L6" models must have a liquid line option specified.

## ½ - 6 HP

## Configurable Models Pricing

Chandler Model	List Price (\$US)	Voltage	Notes
ZWN055X6B	10,924	208-230/1/60	-
ZWN055X6C	11,081	208-230/3/60	-
ZWN055X6D	11,574	460/3/60	-
ZWN060X6C	12,904	208-230/3/60	-
ZWN060X6D	13,118	460/3/60	-
<b>Scroll Low Temperature (R-404A/R-507A, R-407A/R-407C, R-448A/R-449A)</b>			
ZWN020L6B	9,102	208-230/1/60	See footnote 2
ZWN020L6C	9,247	208-230/3/60	See footnote 2
ZWN020L6D	9,414	460/3/60	See footnote 2
ZWN025L6B	9,938	208-230/1/60	See footnote 2
ZWN025L6C	10,082	208-230/3/60	See footnote 2
ZWN025L6D	10,194	460/3/60	See footnote 2
ZWN030L6B	10,097	208-230/1/60	See footnote 2
ZWN030L6C	10,252	208-230/3/60	See footnote 2
ZWN030L6D	11,534	460/3/60	See footnote 2
ZWN035L6B	10,632	208-230/1/60	See footnote 2
ZWN035L6C	10,790	208-230/3/60	See footnote 2
ZWN035L6D	11,052	460/3/60	See footnote 2
ZWN045L6B	11,108	208-230/1/60	See footnote 2
ZWN045L6C	11,256	208-230/3/60	See footnote 2
ZWN045L6D	11,520	460/3/60	See footnote 2
ZWN055L6B	11,551	208-230/1/60	See footnote 2
ZWN055L6C	11,693	208-230/3/60	See footnote 2
ZWN055L6D	11,969	460/3/60	See footnote 2
ZWN060L6C	13,195	208-230/3/60	See footnote 2
ZWN060L6D	13,919	460/3/60	See footnote 2

**Notes:**

1. Suitable for R-507
2. Scroll "L6" models must have a liquid line option specified.

1/2 - 6 HP

### Factory-Installed Options

### Need Factory-Installed Options?

- Make sure you have selected a configurable model. When ordering, remember to specify the option codes and list price adders for each selected option.
- Can't Find Something? Other options and accessories might be available on a custom order basis. Please contact your local Sales Representative or Account Engineer for assistance.

Option Code	Description	Models Used On	Notes	List Price Adder (\$US)
<b>Electrical Options</b>				
DFT.001	Defrost Timer - Air	All H2, X6	Medium temperature applications only.	602
<b>Mechanical Options</b>				
LIQ.001-1	Liquid-line Drier & Sight Glass	005-025	-	565
LIQ.001-2	Liquid-line Drier & Sight Glass	030-060	-	655
LIQ.002-1	Liquid-line Drier, Sight Glass & Solenoid Valve	005-025	-	1,205
LIQ.002-2	Liquid-line Drier, Sight Glass & Solenoid Valve	030-060	-	1,296
SUC.003-1	Suction-line filter	005-025	-	360
SUC.003-2	Suction-line filter	030-060	-	427
SUC.007-1	Suction accumulator	005-025	-	452
SUC.007-2	Suction accumulator	027-060	-	753
SUC.004-1	Suction-line filter & accumulator	005-025	-	812
SUC.004-2	Suction-line filter & accumulator	030-060	-	1,180

1/2 - 6 HP

## Factory-Installed Electric Defrost Options

### Need an electric defrost timer or kit?

- Make sure you have selected a configurable model. When ordering, remember to specify the option codes and list price adders for each selected option.
- Electric defrost kits and components are available to be factory mounted in the electrical box of indoor or outdoor condensing units used in medium/low temp applications with electric defrost evaporators.

### Selecting the proper kit is as easy as ...

- 1 Add up the total fan motor amps and electric heater amps for all evaporators in the refrigeration system.
- 2 For the selected condensing unit, find the rated defrost power amps for both the fan motor amps and electric heater amps.
- 3 If the evaporator total fan motor amps and electric defrost heater amps calculated in Step 1 are less than the condensing unit's rated defrost power amps found in Step 2 then proceed below to select the appropriate kit/components and list price adders. If not then contact your local Sales Representative or Account Engineer for assistance.

### Definitions

#### Electric Defrost Timer

Initiates and terminates defrost cycles based on a predetermined time schedule.

#### Lockout Relay

Prevents the electric defrost heaters from energizing when the compressor is in operation. Not available on electric defrost timer only options.

#### Fan Contactor

Carries amperage load for evaporator fan motors.

#### Heater Contactor

Carries amperage load for evaporator electric defrost heaters.

#### InterLink™ Smart Defrost Kit™ (SDK)

The InterLink™ SDK is a revolutionary product that is designed to be used on any electric defrost walk-in freezer system with an electro-mechanical defrost timer set for three or more scheduled defrosts per day. The InterLink™ SDK accurately estimates frost accumulation on the evaporator coil and decides if it can skip the preprogrammed defrost period that is set on the defrost timer. This helps eliminate unneeded defrost cycles, saving energy and increasing product integrity

Option Code	Description	Models Used On	Notes	List Price Adder (\$US)
DFT.002	Defrost Timer - Electric	005-060 L6, H2, X6 (208-230V)	-	602
DFT.007	Electric Defrost Kit	HWN: 040-050 H2, X6 (208-230V) ZWN: 030-060 X6, L6 (208-230V) All: 015-060 H2, X6, L6 (460V)	Includes (1) electric defrost timer, (1) heater & (1) fan contactors, and (1) lockout relay.	857
SDK.001	InterLink™ Smart Defrost Kit™	005-060 and L6, H2, X6	Can not be used alone. Must also select a electric defrost timer or electric defrost kit.	930

### 1/2 - 6 HP

### Shipped-Loose Accessories

A wide range of shipped-loose accessories are available to order. Can't Find Something? Other options and accessories might be available on a custom order basis. Please contact your local Sales Representative or Account Engineer for assistance.

### Crankcase Pressure Regulator (CPR) Valves

A selection program must be used to pick the proper valve. The selection program requires the following inputs: system capacity, suction temperature, and maximum holding temperature. Should not be used with MOP type expansion valves in unit coolers. Please contact your local Sales Representative or Account Engineer for assistance.

Size	Part Number	List Price (\$US)
5/8"	2930142	328
7/8"	29346101	450
1 1/8"	29399012	662
1 3/8"	29394306	2,522

3/4 - 22 HP

## Overview



### Product Description:

The 3/4 through 22 HP water-cooled condensing unit product line features semi-hermetic compressors. These condensing units are "vessel-mounted" indoor water-cooled condensing units complete with a shell and tube condenser.

The cleanable condenser is perfect for applications where air-cooled condensers would not be practical and/or areas where water is readily available.

These units provide an economical, compact alternative to traditional air-cooled condensing units.

### Certifications:



### Cabinet & Construction

- Component location and unit size are optimized for easy field replacement and space limited applications

### Serviceability

- Spacious, pre-painted electrical box
- Pump-down switch
- Easy access refrigerant piping
- Captive door fasteners
- Single electrical connection location
- Removable electrical box provides convenient front access to the oil pump and compressor

### Quality

- Pre-bent tubing reduces the possibility of leaks
- Shipped with a dry nitrogen holding charge
- Heavy duty metal base plate
- Non-metallic conduit on all wiring runs

### Components

- Semi-hermetic reciprocating compressors
- Rigid mounted compressors on models 0075-0400 and spring mounted compressors with suction and discharge vibration eliminators on models 0499 and above
- Fixed low pressure switch (adjustable on low temperature models)
- Fixed high pressure switch
- Sealed liquid line filter drier and sight glass

### Nomenclature

S	W	N	0075	L	6	B
Compressor	Model	Application	Model Size	Operating Range	Refrigerant	Electrical Code
S = Semi-Hermetic Reciprocating	W = Water Cooled	N = Indoor	0075-2200	H = High L = Low M = Medium E = Extra Low	6 = R-404A/R-507A, R-407A/R-407C, R-448A/R-449A	B = 208/230/1/60 C = 208-230/3/60 D = 460/3/60



¾ - 22 HP

Configurable Models Pricing

### Standard Features

- Solid mounted semi-hermetic Reed and Discus® compressors up to and including 0400
- Spring mounted compressor 0499 and above
- Oil pressure switch (where required)
- High-low pressure controls
- Compressor contactor
- Shell and tube water-cooled condenser with pressure relief
- Liquid-line filter drier and sight glass
- Pump-down switch

**Need to customize?** Look at the factory-installed options starting on page 151.

Chandler Model	List Price (\$US)	Voltage	Notes
<b>Semi-Hermetic Medium Temperature (R-404A/R-507A, R-407A/R-407C, R-448A/R-449A)</b>			
SWN0090M6B	10,104	208-230/1/60	-
SWN0090M6C	10,240	208-230/3/60	-
SWN0199M6B	11,848	208-230/1/60	-
SWN0199M6C	11,923	208-230/3/60	-
SWN0200M6C	13,221	208-230/3/60	-
SWN0310M6C	15,496	208-230/3/60	-
SWN0310M6D	17,016	460/3/60	-
SWN0500M6C	18,212	208-230/3/60	See footnote 1
SWN0500M6D	19,861	460/3/60	See footnote 1
<b>Semi-Hermetic Low Temperature (R-404A/R-507A, R-407A/R-407C, R-448A/R-449A)</b>			
SWN0150L6B	10,994	208-230/1/60	-
SWN0150L6C	11,048	208-230/3/60	-
SWN0150L6D	12,698	460/3/60	-
SWN0200L6C	13,347	208-230/3/60	-
SWN0210L6B	13,552	208-230/1/60	-
SWN0210L6C	13,347	208-230/3/60	-
SWN0210L6D	15,055	460/3/60	-
SWN0310E6C	15,130	208-230/3/60	-
SWN0310E6D	16,833	460/3/60	-
SWN0310L6C	15,130	208-230/3/60	-
SWN0310L6D	16,833	460/3/60	-
SWN0311L6C	18,177	208-230/3/60	See footnote 2
SWN0311L6D	19,878	460/3/60	See footnote 2
SWN0400L6C	19,490	208-230/3/60	See footnote 2
SWN0400L6D	21,230	460/3/60	See footnote 2
SWN0599L6C	20,069	208-230/3/60	See footnote 2
SWN0599L6D	21,771	460/3/60	See footnote 2
SWN0600L6C	21,398	208-230/3/60	See footnote 2
SWN0600L6D	23,101	460/3/60	See footnote 2
SWN0601L6C	22,729	208-230/3/60	See footnote 2
SWN0601L6D	24,434	460/3/60	See footnote 2

Chandler Model	List Price (\$US)	Voltage	Notes
SWN0750L6C	24,561	208-230/3/60	See footnote 2
SWN0750L6D	26,655	460/3/60	See footnote 2
SWN0900L6C	27,301	208-230/3/60	See footnote 2
SWN0900L6D	29,399	460/3/60	See footnote 2
SWN1000L6C	29,976	208-230/3/60	See footnote 2
SWN1000L6D	30,936	460/3/60	See footnote 2
SWN1500L6C	36,288	208-230/3/60	See footnote 2
SWN1500L6D	37,212	460/3/60	See footnote 2
SWN2200L6C	42,484	208-230/3/60	See footnote 2
SWN2200L6D	43,404	460/3/60	See footnote 2

#### Notes:

1. Suitable for R-407A, R-407C, R-448A/R-449A)
2. Suitable for R-407A, R-407C, R407F

**¾ - 22 HP**

## Factory-Installed Options

### Need Factory-Installed Options?

- Make sure you have selected a configurable model. When ordering, remember to specify the option codes and list price adders for each selected option.
- Can't Find Something? Other options and accessories might be available on a custom order basis. Please contact your local Sales Representative or Account Engineer for assistance.

Option Code	Description	Models Used On	Notes	List Price Adder (\$US)
<b>Electrical Options</b>				
DFT.001	Defrost Timer - Air	All H2, M2, M6	Medium temperature applications only.	602
CBK.001-1	Circuit Breakers (Compressor & Control Circuit)	0075-0311 (208-230/1/60 or 230V/1/60)	-	525
CBK.001-2	Circuit Breakers (Compressor & Control Circuit)	0075-2000 (230V/3/60)	-	619
CBK.001-3	Circuit Breakers (Compressor & Control Circuit)	0100-2200 (460V/3/60)	-	1,483
CBK.001-4	Circuit Breakers (Compressor & Control Circuit)	2200L6C	-	2,342
CCH.001	Crankcase Heater	All	-	341
SW.002	Dual pressure control with adjustable high & low pressure settings	All	-	166
<b>Mechanical Options</b>				
LIQ.003	Replaceable core liquid-line filter drier & sight glass	0300-2200	-	922
LIQ.002-1	Liquid-line solenoid valve	0075-0400	Not recommended on applications with line runs more than 25 feet.	669
LIQ.002-2	Liquid-line solenoid valve	0499-0900	Not recommended on applications with line runs more than 25 feet.	748
LIQ.002-3	Liquid-line solenoid valve	1000-2200	Not recommended on applications with line runs more than 25 feet.	1,025
CMT.002	Spring Mounted Compressor	0075-0400	Includes discharge and suction vibration eliminators. Standard on 0499 and above	454
SUC.003-1	Suction-line filter	0075-0210	-	378
SUC.003-2	Suction-line filter	0300-0400	-	865
SUC.005	Replaceable core suction-line filter	0300-0400	-	1,360
SUC.007-1	Suction accumulator	0075-0210	-	562
SUC.007-2	Suction accumulator	0300-0400	-	876
SUC.010	Suction-line filter	0499-2200	-	1,336
SUC.012	Replaceable core suction-line filter	0500-2200	-	1,360
SUC.014-1	Suction accumulator	0499-1000	-	1,400
SUC.014-2	Suction accumulator	1500H2-2000H2 & 1500L6-2200L6	-	2,559
DIS.001	Oil separator with discharge line check valve	0300-0400	-	1,417
DIS.009-1	Oil separator with discharge line check valve	0499-0500	-	1,417
DIS.009-2	Oil separator with discharge line check valve	0599-1000	-	1,497
DIS.009-3	Oil separator with discharge line check valve	1500-2200	-	1,771

¾ - 22 HP

### Factory-Installed Electric Defrost Options

#### Need an electric defrost timer or kit?

- Make sure you have selected a configurable model. When ordering, remember to specify the option codes and list price adders for each selected option.
- Electric defrost kits and components are available to be factory mounted in the electrical box of indoor or outdoor condensing units used in medium/low temp applications with electric defrost evaporators.

#### Selecting the proper kit is as easy as ...

1

Add up the total fan motor amps and electric heater amps for all evaporators in the refrigeration system.

2

For the selected condensing unit, find the rated defrost power amps for both the fan motor amps and electric heater amps.

3

If the evaporator total fan motor amps and electric defrost heater amps calculated in Step 1 are less than the condensing unit's rated defrost power amps found in Step 2 then proceed below to select the appropriate kit/components and list price adders. If not then contact your local Sales Representative or Account Engineer for assistance.

#### Definitions

##### Electric Defrost Timer

Initiates and terminates defrost cycles based on a predetermined time schedule.

##### Lockout Relay

Prevents the electric defrost heaters from energizing when the compressor is in operation. Not available on electric defrost timer only options.

##### Fan Contactor

Carries amperage load for evaporator fan motors.

##### Heater Contactor

Carries amperage load for evaporator electric defrost heaters.

##### InterLink™ Smart Defrost Kit™ (SDK)

The InterLink™ SDK is a revolutionary product that is designed to be used on any electric defrost walk-in freezer system with an electro-mechanical defrost timer set for three or more scheduled defrosts per day. The InterLink™ SDK accurately estimates frost accumulation on the evaporator coil and decides if it can skip the preprogrammed defrost period that is set on the defrost timer. This helps eliminate unneeded defrost cycles, saving energy and increasing product integrity

Option Code	Description	Models Used On	Notes	List Price Adder (\$US)
DFT.028-1	Electric Defrost Kit (Low Amps)	0075-1000, 1500-2200 (460V)	Includes (1) electric defrost timer, (1 or 2) heater & (1) fan contactors, terminal strip	1,058
DFT.028-2	Electric Defrost Kit (Low Amps)	1500-2200 (230V)	Includes (1) electric defrost timer, (1 or 2) heater & (1) fan contactors, terminal strip	1,554
DFT.029-1	Electric Defrost Kit (High Amps)	0150H2B, 0199M6B, 0300-0601, 0750-1000 (460V)	Includes (1) electric defrost timer, (1 or 2) heater & (1) fan contactors, terminal strip	1,058
DFT.029-2	Electric Defrost Kit (High Amps)	0750-1000 (230V), 1500-2200	Includes (1) electric defrost timer, (1 or 2) heater & (1) fan contactors, terminal strip	1,554
DEF.067-1	Fuses for electric defrost kits (Low Amps)	0075-1000	-	437
DEF.067-2	Fuses for electric defrost kits (Low Amps)	1500-2200	-	619
DEF.068-1	Fuses for electric defrost kits (High Amps)	0150H2B, 0199M6B, 0300-0601	-	437
DEF.068-2	Fuses for electric defrost kits (High Amps)	0750-2200	-	619
SDK.001	InterLink™ Smart Defrost Kit™	All	Can not be used alone. Must also select a electric defrost timer or electric defrost kit.	930

## ¾ - 22 HP

## Shipped-Loose Accessories

A wide range of shipped-loose accessories are available to order. Can't Find Something? Other options and accessories might be available on a custom order basis. Please contact your local Sales Representative or Account Engineer for assistance.

Part Number	Description	Models Used On	Notes	List Price (\$US)
<b>Mechanical Options</b>				
2935028	Water Regulating Valve	0075-0311	-	404
2935031	Water Regulating Valve	0400-0601	-	404
2935041	Water Regulating Valve	0750-0900	-	1,297
2935042	Water Regulating Valve	1000, 1500L6, 2200L6	-	1,297
87409001	Water Regulating Valve	1500H2, 2000H2	-	3,486
50055901	Two Tier Rack (Small)	0075 - 1000	-	3,663
50055902	Two Tier Rack (Large)	1500 - 2200	-	3,663


## Crankcase Pressure Regulator (CPR) Valves

A selection program must be used to pick the proper valve. The selection program requires the following inputs: system capacity, suction temperature, and maximum holding temperature. Should not be used with MOP type expansion valves in unit coolers. Please contact your local Sales Representative or Account Engineer for assistance.

Size	Part Number	List Price (\$US)
5/8"	2930142	328
7/8"	29346101	450
1 1/8"	29399012	662
1 3/8"	29394306	2,522
1 5/8"	4262Q	2,832

3/4 - 22 HP

## Overview



### Product Description

The indoor SRN and ZRN remote compressor units feature semi-hermetic or Scroll® compressors. These units are specially designed for use in supermarket restaurant, warehouse and other commercial and industrial applications.

The design focuses on easy of installation and maintenance along with the flexibility to fit most application requirements.

### Certifications



### Cabinet & Construction

- Spacious, pre-painted electrical box
- Fixed low pressure switch (adjustable on low temp models)
- Fixed high pressure switch
- Pump down switch
- 230V control circuit transformer on 460V units
- Standard 16-3/4" tall box - (large 29-1/4" tall box is standard when defrost components are selected)
- Sealed liquid line filter drier and sight glass

### Serviceability

- Easy access refrigerant piping
- Captive door fasteners
- Single electrical connection location
- Removable electrical box provides convenient front access to the oil pump and compressor

### Quality

- Every unit is subjected to a helium leak test to ensure the unit is leak free
- Shipped with nitrogen holding charge to enable installer to verify unit is leak-free upon arrival
- All the units are completely leak tested in a helium environment, compressor is bump tested and high and low pressure controls are cycled. Each unit has a copy of the run data shipped inside the electrical panel.

### Components

- Pre-bent tubing reduces the possibility of leaks
- Shipped with dry nitrogen charge
- Heavy duty base plate
- Non-metallic conduit on all wiring runs

### Nomenclature

S	R	N	020	H	2	C
Compressor	Model	Application	Model Size	Operating Range	Refrigerant ACC-DVT-nom.eps	Electrical Code
S = Semi-Hermetic Reciprocating Z = Remote Scroll®	R = Remote	N = Indoor	020-2200	H = High L = Low M = Medium E = Extra Low X = Extended Temp.	6 = R-404A/R-507A, R-407A/R-407C, R-448A/R-449A	B = 208/230/1/60 C = 208-230/3/60 D = 460/3/60

¾ - 22 HP

Configurable Models Pricing

## Standard Features

- Solid mounted semi-hermetic Reed and Discus® compressors up to and including 0400
- Spring mounted compressor 0499 and above
- Oil pressure switch (where required)
- High-low pressure controls
- Compressor contactor
- Liquid receiver with pressure relief
- Liquid-line filter drier and sight glass (except ZRN020-060)
- Pump-down switch

**Need to customize?** Look at the factory-installed options starting on page 157.

Chandler Model	List Price (\$US)	Voltage	Notes
<b>Semi-Hermetic Medium Temperature (R-404A/R-507A, R-407A/R-407C, R-448A/R-449A)</b>			
SRN0090M6B	8,592	208-230/1/60	-
SRN0090M6C	8,744	208-230/3/60	-
SRN0199M6B	10,114	208-230/1/60	-
SRN0199M6C	10,062	208-230/3/60	-
SRN0200M6C	11,195	208-230/3/60	-
SRN0310M6C	12,388	208-230/3/60	-
SRN0310M6D	13,905	460/3/60	-
SRN0500M6C	14,464	208-230/3/60	See footnote 1
SRN0500M6D	16,439	460/3/60	See footnote 1
<b>Semi-Hermetic Low Temperature (R-404A/R-507A, R-407A/R-407C, R-448A/R-449A)</b>			
SRN0150L6B	9,169	208-230/1/60	-
SRN0150L6C	9,157	208-230/3/60	-
SRN0150L6D	10,862	460/3/60	-
SRN0200L6C	11,320	208-230/3/60	-
SRN0210L6B	11,320	208-230/1/60	-
SRN0210L6C	11,525	208-230/3/60	-
SRN0210L6D	13,029	460/3/60	-
SRN0310E6C	12,481	208-230/3/60	-
SRN0310E6D	14,184	460/3/60	-
SRN0310L6C	12,481	208-230/3/60	-
SRN0310L6D	14,184	460/3/60	-
SRN0311L6C	14,920	208-230/3/60	See footnote 2
SRN0311L6D	16,624	460/3/60	See footnote 2
SRN0400L6C	16,350	208-230/3/60	See footnote 2
SRN0400L6D	18,055	460/3/60	See footnote 2
SRN0599L6C	17,007	208-230/3/60	See footnote 2
SRN0599L6D	18,711	460/3/60	See footnote 2
SRN0600L6C	17,127	208-230/3/60	See footnote 2
SRN0600L6D	18,829	460/3/60	See footnote 2
SRN0601L6C	17,952	208-230/3/60	See footnote 2
SRN0601L6D	19,656	460/3/60	See footnote 2
SRN0750L6C	20,975	208-230/3/60	See footnote 2
SRN0750L6D	23,074	460/3/60	See footnote 2
SRN0900L6C	22,161	208-230/3/60	See footnote 2
SRN0900L6D	24,254	460/3/60	See footnote 2
SRN1000L6C	24,509	208-230/3/60	See footnote 2
SRN1000L6D	24,732	460/3/60	See footnote 2

Chandler Model	List Price (\$US)	Voltage	Notes
SRN1500L6C	29,247	208-230/3/60	See footnote 2
SRN1500L6D	30,171	460/3/60	See footnote 2
SRN2200L6C	33,587	208-230/3/60	See footnote 2
SRN2200L6D	34,511	460/3/60	See footnote 2
<b>Scroll Extended Temperature (R-404A/R-507A, R-407A/R-407C, R-448A/R-449A)</b>			
ZRN020X6B	7,877	208-230/1/60	-
ZRN020X6C	8,006	208-230/3/60	-
ZRN020X6D	8,450	460/3/60	-
ZRN025X6B	7,738	208-230/1/60	-
ZRN025X6C	7,867	208-230/3/60	-
ZRN025X6D	8,311	460/3/60	-
ZRN030X6B	8,365	208-230/1/60	-
ZRN030X6C	8,494	208-230/3/60	-
ZRN030X6D	8,939	460/3/60	-
ZRN035X6B	8,226	208-230/1/60	-
ZRN035X6C	8,363	208-230/3/60	-
ZRN035X6D	8,681	460/3/60	-
ZRN045X6B	8,624	208-230/1/60	-
ZRN045X6C	8,776	208-230/3/60	-
ZRN045X6D	9,082	460/3/60	-
ZRN055X6B	8,431	208-230/1/60	-
ZRN055X6C	8,589	208-230/3/60	-
ZRN055X6D	9,081	460/3/60	-
ZRN060X6C	9,593	208-230/3/60	-
ZRN060X6D	9,807	460/3/60	-
<b>Scroll Medium Temperature (R-404A/R-507A, R-407A/R-407C, R-448A/R-449A)</b>			
ZRN0650M6C	13,538	208-230/3/60	-
ZRN0650M6D	15,636	460/3/60	-
ZRN0700M6C	14,509	208-230/3/60	-
ZRN0700M6D	16,609	460/3/60	-
ZRN0750M6C	14,932	208-230/3/60	-
ZRN0750M6D	17,033	460/3/60	-
ZRN0860M6C	16,230	208-230/3/60	-
ZRN0860M6D	17,135	460/3/60	-
ZRN1000M6C	19,461	208-230/3/60	-
ZRN1000M6D	20,381	460/3/60	-
ZRN1400M6C	21,958	208-230/3/60	-
ZRN1400M6D	22,878	460/3/60	-

### Notes:

1. Suitable for R-407A, R-407C, R-448A/R-449A
2. Suitable for R-407A, R-407C, R407F
3. Scroll "L6" models must have a liquid line option specified.

¾ - 22 HP

Configurable Models Pricing

Chandler Model	List Price (\$US)	Voltage	Notes
<b>Scroll Low Temperature (R-404A/R-507A, R-407A/R-407C, R-448A/R-449A)</b>			
ZRN020L6B	8,605	208-230/1/60	See Footnote 3
ZRN020L6C	8,761	208-230/3/60	See Footnote 3
ZRN020L6D	10,044	460/3/60	See Footnote 3
ZRN025L6B	8,946	208-230/1/60	See Footnote 3
ZRN025L6C	9,102	208-230/3/60	See Footnote 3
ZRN025L6D	10,382	460/3/60	See Footnote 3
ZRN030L6B	9,482	208-230/1/60	See Footnote 3
ZRN030L6C	9,638	208-230/3/60	See Footnote 3
ZRN030L6D	10,919	460/3/60	See Footnote 3
ZRN035L6B	9,823	208-230/1/60	See Footnote 3
ZRN035L6C	9,981	208-230/3/60	See Footnote 3
ZRN035L6D	10,243	460/3/60	See Footnote 3
ZRN045L6B	10,297	208-230/1/60	See Footnote 3
ZRN045L6C	10,446	208-230/3/60	See Footnote 3
ZRN045L6D	10,710	460/3/60	See Footnote 3
ZRN055L6B	10,539	208-230/1/60	See Footnote 3
ZRN055L6C	10,683	208-230/3/60	See Footnote 3
ZRN055L6D	10,957	460/3/60	See Footnote 3
ZRN060L6C	11,970	208-230/3/60	See Footnote 3
ZRN060L6D	12,693	460/3/60	See Footnote 3
ZRN0750L6C	16,323	208-230/3/60	-
ZRN0750L6D	18,026	460/3/60	-
ZRN1000L6C	20,305	208-230/3/60	-
ZRN1000L6D	22,404	460/3/60	-
ZRN1300L6C	21,972	208-230/3/60	-
ZRN1300L6D	24,066	460/3/60	-
ZRN1500L6C	23,910	208-230/3/60	-
ZRN1500L6D	24,131	460/3/60	-

**Notes:**

1. Suitable for R-407A, R-407C, R-448A/R-449A
2. Suitable for R-407A, R-407C, R407F
3. Scroll "L6" models must have a liquid line option specified.



**¾ - 22 HP**

**Factory-Installed Options**

## Need Factory-Installed Options?

- Make sure you have selected a configurable model. When ordering, remember to specify the option codes and list price adders for each selected option.
- Can't Find Something? Other options and accessories might be available on a custom order basis. Please contact your local Sales Representative or Account Engineer for assistance.

Option Code	Description	Models Used On	Notes	List Price Adder (\$US)
<b>Electrical Options</b>				
DFT.001	Defrost Timer - Air	All H2, M2, M6, X6	Medium temperature applications only.	602
CBK.001-1	Circuit Breakers (Compressor & Control Circuit)	0075-0311 (208-230/1/60 or 230V/1/60)	-	525
CBK.001-2	Circuit Breakers (Compressor & Control Circuit)	0075-2000 (230V/3/60)	-	619
CBK.001-3	Circuit Breakers (Compressor & Control Circuit)	0100-2200 (460V/3/60)	-	1,483
CBK.001-4	Circuit Breakers (Compressor & Control Circuit)	2200L6C	-	2,342
CCH.001	Crankcase Heater	All SRN	-	341
SW.002	Dual pressure control with adjustable high & low pressure settings	0075-2200	-	166
<b>Mechanical Options</b>				
LIQ.001	Liquid-line filter drier & sight glass	020-060 ZRN	Required on all L6 models with scroll compressors.	655
LIQ.002-1	Liquid-line solenoid valve	0075-0400	Not recommended on applications with line runs more than 25 feet.	669
LIQ.002-2	Liquid-line solenoid valve	0499-0900 SRN, 0650-0750M6 ZRN, 0750-1300L6 ZRN	Not recommended on applications with line runs more than 25 feet.	748
LIQ.002-3	Liquid-line solenoid valve	1000-2200 SRN, 0860-1400M6 ZRN, 1500L6 ZRN	Not recommended on applications with line runs more than 25 feet.	1,025
LIQ.002-4	Liquid-line solenoid valve	020-060 ZRN	Not recommended on applications with line runs more than 25 feet.	1,296
LIQ.003	Replaceable core liquid-line filter drier & sight glass	0300-2200 SRN, 0650-1500 ZRN	-	922
SUC.003-1	Suction-line filter	0075-0210 SRN	-	378
SUC.003-2	Suction-line filter	020-060 ZRN	-	427
SUC.003-3	Suction-line filter	0750-1500L6 ZRN	-	865
SUC.003-4	Suction-line filter	0650-1400M6 ZRN	-	1,336
SUC.005	Replaceable core suction-line filter	0310-0400 SRN, 0650-1500 ZRN	-	1,360
SUC.010	Suction-line filter	0499-2200 SRN	-	1,336
SUC.012	Replaceable core suction-line filter	0300 & 0499-2200 SRN	-	1,360
SUC.007-1	Suction accumulator	0075-0210 SRN	-	562
SUC.007-2	Suction accumulator	020-060 ZRN	-	753
SUC.007-3	Suction accumulator	0300-0400 SRN, 0750L6-1500L6 ZRN	-	876
SUC.007-4	Suction accumulator	0650M6-1400M6 ZRN	-	1,400
SUC.014-1	Suction accumulator	0499-1000 SRN	-	1,400
SUC.014-2	Suction accumulator	1500-2200 SRN	-	2,559
DIS.001-1	Oil separator with discharge line check valve	0300-0400 SRN, 0750L6-1500L6 ZRN	-	1,417
DIS.001-2	Oil separator with discharge line check valve	0650M6-1400M6 ZRN	-	1,497
DIS.004-1	Head pressure control flooding valve, fixed	020-060 ZRN	-	533
DIS.004-2	Head pressure control flooding valve, fixed	0075-0400 SRN, 0650-1500 ZRN	-	546
DIS.009-1	Oil separator with discharge line check valve	0499-0500 SRN	-	1,417
DIS.009-2	Oil separator with discharge line check valve	0599-1000 SRN	-	1,497
DIS.009-3	Oil separator with discharge line check valve	1500-2200 SRN	-	1,771
DIS.010-1	Head pressure control flooding valve, fixed	0499-1000 SRN	-	546
DIS.010-2	Head pressure control flooding valve, fixed	1500-2200 SRN	-	925

¾ - 22 HP

### Factory-Installed Electric Defrost Options

#### Need an electric defrost timer or kit?

- Make sure you have selected a configurable model. When ordering, remember to specify the option codes and list price adders for each selected option.
- Electric defrost kits and components are available to be factory mounted in the electrical box of indoor or outdoor condensing units used in medium/low temp applications with electric defrost evaporators.

#### Selecting the proper kit is as easy as ...

1

Add up the total fan motor amps and electric heater amps for all evaporators in the refrigeration system.

2

For the selected condensing unit, find the rated defrost power amps for both the fan motor amps and electric heater amps.

3

If the evaporator total fan motor amps and electric defrost heater amps calculated in Step 1 are less than the condensing unit's rated defrost power amps found in Step 2 then proceed below to select the appropriate kit/components and list price adders. If not then contact your local Sales Representative or Account Engineer for assistance.

#### Definitions

##### Electric Defrost Timer

Initiates and terminates defrost cycles based on a predetermined time schedule.

##### Lockout Relay

Prevents the electric defrost heaters from energizing when the compressor is in operation. Not available on electric defrost timer only options.

##### Fan Contactor

Carries amperage load for evaporator fan motors.

##### Heater Contactor

Carries amperage load for evaporator electric defrost heaters.

##### InterLink™ Smart Defrost Kit™ (SDK)

The InterLink™ SDK is a revolutionary product that is designed to be used on any electric defrost walk-in freezer system with an electro-mechanical defrost timer set for three or more scheduled defrosts per day. The InterLink™ SDK accurately estimates frost accumulation on the evaporator coil and decides if it can skip the preprogrammed defrost period that is set on the defrost timer. This helps eliminate unneeded defrost cycles, saving energy and increasing product integrity

Option Code	Description	Models Used On	Notes	List Price Adder (\$US)
DFT.002	Defrost Timer - Electric	ZRN: 020-060X6/L6	-	602
DFT.007	Electric Defrost Kit	ZRN: 020-060X6/L6	Includes (1) electric defrost timer, (1) heater & (1) fan contactors, and (1) lockout relay.	857
DFT.028-1	Electric Defrost Kit (Low Amps)	SRN: 0075-1000 & 1500-2200 (460V); ZRN: 0650-0860 (230V) & 0650-1500 (460V)	Includes (1) electric defrost timer, (1 or 2) heater & (1) fan contactors, terminal strip	1,058
DFT.028-2	Electric Defrost Kit (Low Amps)	SRN: 1500-2200 (230V); ZRN: 1000-1400M6 (230V)	Includes (1) electric defrost timer, (1 or 2) heater & (1) fan contactors, terminal strip	1,554
DFT.029-1	Electric Defrost Kit (High Amps)	SRN: 0150H2B, 0199M6B, 0300-0601, 0750-1000 (460V); ZRN: 0750L6 (230V), 0650-0860M6/L6 (460V)	Includes (1) electric defrost timer, (1 or 2) heater & (1) fan contactors, terminal strip	1,058
DFT.029-2	Electric Defrost Kit (High Amps)	SRN: 0750-1000 (230V), 1500-2200; ZRN: M6 (230V), 1000-1500L6 (230V), 1000-1400M6 (460V)	Includes (1) electric defrost timer, (1 or 2) heater & (1) fan contactors, terminal strip	1,554
DEF.067-1	Fuses for electric defrost kits (Low Amps)	SRN: 0075-1000; ZRN: 0560-0860M6, 0750-1500L6	-	437
DEF.067-2	Fuses for electric defrost kits (Low Amps)	SRN: 1500-2200; ZRN: 1000-1400M6	-	619
DEF.068-1	Fuses for electric defrost kits (High Amps)	SRN: 0150H2B, 0199M6B, 0300-0601; ZRN: 0750L6	-	437
DEF.068-2	Fuses for electric defrost kits (High Amps)	SRN: 0750-2200; ZRN: 0650-1400M6, 1000-1500L6	-	619
SDK.001	InterLink™ Smart Defrost Kit™	All	Can not be used alone. Must also select a electric defrost timer or electric defrost kit.	930

## ¾ - 22 HP

## Shipped-Loose Accessories

A wide range of shipped-loose accessories are available to order. Can't Find Something? Other options and accessories might be available on a custom order basis. Please contact your local Sales Representative or Account Engineer for assistance.

Part Number	Description	Models Used On	Notes	List Price (\$US)
<b>Mechanical Options</b>				
50055901	Two Tier Rack (Small)	0075 - 1000, 020 - 060	-	3,663
50055902	Two Tier Rack (Large)	1500 - 2200	-	3,663

## Crankcase Pressure Regulator (CPR) Valves

A selection program must be used to pick the proper valve. The selection program requires the following inputs: system capacity, suction temperature, and maximum holding temperature. Should not be used with MOP type expansion valves in unit coolers. Please contact your local Sales Representative or Account Engineer for assistance.

Size	Part Number	List Price (\$US)
5/8"	2930142	328
7/8"	29346101	450
1 1/8"	29399012	662
1 3/8"	29394306	2,522
1 5/8"	4262Q	2,832

## Top Mount

## Overview



### Product Description

The PRO<sup>3</sup> Top Mount packaged refrigeration system, designed to maximize storage space inside walk-in coolers and freezers, is ideal for small- to medium-sized restaurant and convenience store applications where holding temperature is the primary goal. The system combines evaporator and condensing unit into one unit expediting installation time and reducing refrigerant charge — saving time, money, and energy. The reduced refrigerant charge, compared to comparable split systems, and availability of EC motors, for increased energy efficiency, makes this product line qualified to be included in the **E Solutions™** product portfolio.

### Certifications



### Features and Benefits

#### Ease of Installation and Service

- Installation takes a fraction of the time required for a split system: no piping or loose components to install, refrigerant is pre-charged at factory and a field superheat adjustment is not required (see installation manual for more information)
- No drain line required on indoor models - come standard with a condensate evaporation pan
- Flexible design allows for multiple installation methods: optimized for indoor use, but outdoor models available with weatherhood installed. Outdoor models also come with: crankcase heater, drain line heater and fan-cycling for head pressure control
- Maximizes storage area in a cooler or freezer: evaporator grill mounts flush on a standard 4" or a recessed 5 1/2" ceiling panel

#### Ease of Use

- System is factory-assembled, evacuated, charged, run-tested and wired; no additional components or refrigerant charging required; most models come with a 26" power cord ready to plug-in
- Controls preset for typical applications: +38° F for high temp. coolers, +35° F for medium temp. coolers, -10° F for freezers and are easy to adjust

#### Reliable & Durable

- Electronic control provides accurate temperature control
- Liquid-line filter drier (medium and large cabinet only)
- Two-year parts warranty

#### Energy Efficient & Environmentally Friendly

- Optional EC motors available for evaporator section only
- Reduced refrigerant charge: system uses approximately 10 percent\* of refrigerant required for a comparable split system

\* Results may vary. Estimate based on a typical 25-foot refrigerant line length.

### Nomenclature

P	T	N	072	H	6	B	H
Product Line	Design Orientation	Application	Model Size	Nominal Capacity	Refrigerant	Voltage	Motor
P = PRO3 Packaged Refrigeration System	T = Top Mount	N = Indoor T = Outdoor	# x 100 = BTU/H	H = High/ Medium L = Low M = Medium	6 = R-404A	A = 115/1/60 B = 208-230/1/60 C = 208-230/3/60	H = PC E = EC (evap. only)

## Top Mount

## Standard Models Pricing

Chandler Standard Model	List Price (\$US)	Application Location	Voltage	Evap Fan Motor Type	Plug Supplied	Matching NEMA Receptacle	Cabinet Size
<b>Medium &amp; High Temperature - Air Defrost - Cooler Applications (R-404A)</b>							
PTN026H6AE	6,156	Indoor	115/1/60	EC Motor	Yes	5-20R	Small
PTN026H6AH	5,803	Indoor	115/1/60	PSC Motor	Yes	5-20R	Small
PTN031H6AE	6,766	Indoor	115/1/60	EC Motor	Yes	5-20R	Small
PTN031H6AH	6,334	Indoor	115/1/60	PSC Motor	Yes	5-20R	Small
PTN042H6AE	7,013	Indoor	115/1/60	EC Motor	Yes	5-20R	Small
PTN042H6AH	6,899	Indoor	115/1/60	PSC Motor	Yes	5-20R	Small
PTN050H6AE	9,181	Indoor	115/1/60	EC Motor	Yes	5-20R	Medium
PTN050H6AH	8,784	Indoor	115/1/60	PSC Motor	Yes	5-20R	Medium
PTN050H6BE	9,189	Indoor	208-230/1/60	EC Motor	Yes	6-15R	Medium
PTN050H6BH	9,037	Indoor	208-230/1/60	PSC Motor	Yes	6-15R	Medium
PTN067H6BE	10,503	Indoor	208-230/1/60	EC Motor	Yes	6-15R	Medium
PTN067H6BH	9,324	Indoor	208-230/1/60	PSC Motor	Yes	6-15R	Medium
PTN076H6BE	11,388	Indoor	208-230/1/60	EC Motor	Yes	6-15R	Medium
PTN076H6BH	10,448	Indoor	208-230/1/60	PSC Motor	Yes	6-15R	Medium
PTN104H6BE	13,365	Indoor	208-230/1/60	EC Motor	Yes	6-20R	Large
PTN104H6BH	11,473	Indoor	208-230/1/60	PSC Motor	Yes	6-20R	Large
PTN104H6CE	12,526	Indoor	208-230/3/60	EC Motor	-	-	Large
PTN104H6CH	11,384	Indoor	208-230/3/60	PSC Motor	-	-	Large
PTN133H6BE	14,984	Indoor	208-230/1/60	EC Motor	Yes	6-20R	Large
PTN133H6BH	12,935	Indoor	208-230/1/60	PSC Motor	Yes	6-20R	Large
PTN133H6CE	13,760	Indoor	208-230/3/60	EC Motor	-	-	Large
PTN133H6CH	12,646	Indoor	208-230/3/60	PSC Motor	-	-	Large
PTT050H6BE	10,404	Outdoor	208-230/1/60	EC Motor	-	-	Medium
PTT050H6BH	9,959	Outdoor	208-230/1/60	PSC Motor	-	-	Medium
PTT067H6BE	11,571	Outdoor	208-230/1/60	EC Motor	-	-	Medium
PTT067H6BH	10,656	Outdoor	208-230/1/60	PSC Motor	-	-	Medium
PTT076H6BE	12,402	Outdoor	208-230/1/60	EC Motor	-	-	Medium
PTT076H6BH	11,448	Outdoor	208-230/1/60	PSC Motor	-	-	Medium
PTT104H6BE	13,963	Outdoor	208-230/1/60	EC Motor	-	-	Large
PTT104H6BH	12,658	Outdoor	208-230/1/60	PSC Motor	-	-	Large
PTT104H6CE	13,919	Outdoor	208-230/3/60	EC Motor	-	-	Large
PTT104H6CH	12,643	Outdoor	208-230/3/60	PSC Motor	-	-	Large
PTT133H6BE	15,310	Outdoor	208-230/1/60	EC Motor	-	-	Large
PTT133H6BH	14,117	Outdoor	208-230/1/60	PSC Motor	-	-	Large
PTT133H6CE	15,220	Outdoor	208-230/3/60	EC Motor	-	-	Large
PTT133H6CH	13,879	Outdoor	208-230/3/60	PSC Motor	-	-	Large

**Federal Regulation Requires EC Motors!**  
**Energy Independence and Security Act of 2007 (H.R. 6)**  
 Walk-Ins manufactured on or after 01/01/2009 and under 3,000 square feet in area with single phase evaporator fan motors less than 1 HP and less than 460V must be EC motors.

### Need help selecting a model?

Please contact your local Sales Representative or Account Engineer for assistance.

### Top Mount

### Standard Models Pricing

Chandler Standard Model	List Price (\$US)	Application Location	Voltage	Evap Fan Motor Type	Plug Supplied	Matching NEMA Receptacle	Cabinet Size
<b>Medium Temperature - Electric Defrost - Cooler Applications (R-404A)</b>							
PTN024M6AE	6,247	Indoor	115/1/60	EC Motor	Yes	5-20R	Small
PTN024M6AH	5,893	Indoor	115/1/60	PSC Motor	Yes	5-20R	Small
PTN029M6AE	6,859	Indoor	115/1/60	EC Motor	Yes	5-20R	Small
PTN029M6AH	6,425	Indoor	115/1/60	PSC Motor	Yes	5-20R	Small
PTN040M6AE	7,216	Indoor	115/1/60	EC Motor	Yes	5-20R	Small
PTN040M6AH	7,101	Indoor	115/1/60	PSC Motor	Yes	5-20R	Small
PTN047M6AE	9,378	Indoor	115/1/60	EC Motor	Yes	5-20R	Medium
PTN047M6AH	8,980	Indoor	115/1/60	PSC Motor	Yes	5-20R	Medium
PTN047M6BE	9,870	Indoor	208-230/1/60	EC Motor	Yes	6-15R	Medium
PTN047M6BH	9,127	Indoor	208-230/1/60	PSC Motor	Yes	6-15R	Medium
PTN063M6BE	10,654	Indoor	208-230/1/60	EC Motor	Yes	6-15R	Medium
PTN063M6BH	9,364	Indoor	208-230/1/60	PSC Motor	Yes	6-15R	Medium
PTN072M6BE	11,536	Indoor	208-230/1/60	EC Motor	Yes	6-15R	Medium
PTN072M6BH	10,595	Indoor	208-230/1/60	PSC Motor	Yes	6-15R	Medium
PTN099M6BE	13,820	Indoor	208-230/1/60	EC Motor	Yes	6-20R	Large
PTN099M6BH	13,002	Indoor	208-230/1/60	PSC Motor	Yes	6-20R	Large
PTN099M6CE	13,492	Indoor	208-230/3/60	EC Motor	-	-	Large
PTN099M6CH	12,887	Indoor	208-230/3/60	PSC Motor	-	-	Large
PTN128M6BE	15,519	Indoor	208-230/1/60	EC Motor	Yes	6-20R	Large
PTN128M6BH	13,683	Indoor	208-230/1/60	PSC Motor	Yes	6-20R	Large
PTN128M6CE	14,920	Indoor	208-230/3/60	EC Motor	-	-	Large
PTN128M6CH	13,595	Indoor	208-230/3/60	PSC Motor	-	-	Large
PTT047M6BE	10,532	Outdoor	208-230/1/60	EC Motor	-	-	Medium
PTT047M6BH	10,089	Outdoor	208-230/1/60	PSC Motor	-	-	Medium
PTT063M6BE	11,894	Outdoor	208-230/1/60	EC Motor	-	-	Medium
PTT063M6BH	10,792	Outdoor	208-230/1/60	PSC Motor	-	-	Medium
PTT072M6BE	12,518	Outdoor	208-230/1/60	EC Motor	-	-	Medium
PTT072M6BH	11,596	Outdoor	208-230/1/60	PSC Motor	-	-	Medium
PTT099M6BE	14,245	Outdoor	208-230/1/60	EC Motor	-	-	Large
PTT099M6BH	12,923	Outdoor	208-230/1/60	PSC Motor	-	-	Large
PTT099M6CE	14,189	Outdoor	208-230/3/60	EC Motor	-	-	Large
PTT099M6CH	12,917	Outdoor	208-230/3/60	PSC Motor	-	-	Large
PTT128M6BE	15,614	Outdoor	208-230/1/60	EC Motor	-	-	Large
PTT128M6BH	14,428	Outdoor	208-230/1/60	PSC Motor	-	-	Large
PTT128M6CE	15,513	Outdoor	208-230/3/60	EC Motor	-	-	Large
PTT128M6CH	14,173	Outdoor	208-230/3/60	PSC Motor	-	-	Large

#### Federal Regulation Requires EC Motors!

##### Energy Independence and Security Act of 2007 (H.R. 6)

Walk-Ins manufactured on or after 01/01/2009 and under 3,000 square feet in area with single phase evaporator fan motors less than 1 HP and less than 460V must be EC motors.

#### Need help selecting a model?

Please contact your local Sales Representative or Account Engineer for assistance.

## Top Mount

## Standard Models Pricing

Chandler Standard Model	List Price (\$US)	Application Location	Voltage	Evap Fan Motor Type	Plug Supplied	Matching NEMA Receptacle	Cabinet Size
<b>Low Temperature - Electric Defrost - Freezer Applications (R-404A)</b>							
PTN021L6AE	10,539	Indoor	115/1/60	EC Motor	Yes	5-20R	Medium
PTN021L6AH	10,103	Indoor	115/1/60	PSC Motor	Yes	5-20R	Medium
PTN021L6BE	10,567	Indoor	208-230/1/60	EC Motor	Yes	6-15R	Medium
PTN021L6BH	10,103	Indoor	208-230/1/60	PSC Motor	Yes	6-15R	Medium
PTN031L6BE	12,031	Indoor	208-230/1/60	EC Motor	Yes	6-15R	Medium
PTN031L6BH	11,051	Indoor	208-230/1/60	PSC Motor	Yes	6-15R	Medium
PTN044L6BE	13,708	Indoor	208-230/1/60	EC Motor	Yes	6-20R	Medium
PTN044L6BH	12,609	Indoor	208-230/1/60	PSC Motor	Yes	6-20R	Medium
PTN052L6BE	15,674	Indoor	208-230/1/60	EC Motor	-	-	Large
PTN052L6BH	14,151	Indoor	208-230/1/60	PSC Motor	-	-	Large
PTN052L6CE	15,669	Indoor	208-230/3/60	EC Motor	-	-	Large
PTN052L6CH	14,151	Indoor	208-230/3/60	PSC Motor	-	-	Large
PTN069L6BE	16,737	Indoor	208-230/1/60	EC Motor	-	-	Large
PTN069L6BH	15,132	Indoor	208-230/1/60	PSC Motor	-	-	Large
PTN069L6CE	16,722	Indoor	208-230/3/60	EC Motor	-	-	Large
PTN069L6CH	15,132	Indoor	208-230/3/60	PSC Motor	-	-	Large
PTT021L6BE	11,926	Outdoor	208-230/1/60	EC Motor	-	-	Medium
PTT021L6BH	11,437	Outdoor	208-230/1/60	PSC Motor	-	-	Medium
PTT031L6BE	13,545	Outdoor	208-230/1/60	EC Motor	-	-	Medium
PTT031L6BH	12,530	Outdoor	208-230/1/60	PSC Motor	-	-	Medium
PTT044L6BE	15,442	Outdoor	208-230/1/60	EC Motor	-	-	Medium
PTT044L6BH	14,297	Outdoor	208-230/1/60	PSC Motor	-	-	Medium
PTT052L6BE	17,576	Outdoor	208-230/1/60	EC Motor	-	-	Large
PTT052L6BH	16,000	Outdoor	208-230/1/60	PSC Motor	-	-	Large
PTT052L6CE	17,563	Outdoor	208-230/3/60	EC Motor	-	-	Large
PTT052L6CH	16,000	Outdoor	208-230/3/60	PSC Motor	-	-	Large
PTT069L6BE	18,781	Outdoor	208-230/1/60	EC Motor	-	-	Large
PTT069L6BH	17,127	Outdoor	208-230/1/60	PSC Motor	-	-	Large
PTT069L6CE	18,770	Outdoor	208-230/3/60	EC Motor	-	-	Large
PTT069L6CH	17,127	Outdoor	208-230/3/60	PSC Motor	-	-	Large

**Federal Regulation Requires EC Motors!**  
**Energy Independence and Security Act of 2007 (H.R. 6)**  
 Walk-Ins manufactured on or after 01/01/2009 and under 3,000 square feet in area with single phase evaporator fan motors less than 1 HP and less than 460V must be EC motors.

### Need help selecting a model?

Please contact your local Sales Representative or Account Engineer for assistance.



## Side Mount

## Overview



### Product Description

The PRO<sup>3</sup> Side Mount packaged refrigeration system, designed to maximize storage space inside walk-in coolers and freezers and optimized for outdoor applications, is ideal for small- to medium-sized restaurant and convenience store applications where maximum airflow is essential for pulling down the temperature of foods or beverages. The system combines evaporator and condensing unit into one unit expediting installation time and reducing refrigerant charge — saving time, money, and energy. The reduced refrigerant charge, compared to comparable split systems, and availability of EC motors, for increased energy efficiency, makes this product line qualified to be included in the **E Solutions™** product portfolio.

### Certifications



### Nomenclature

P	S	T	070	L	6	B	H
Product Line	Design Orientation	Application	Model Size	Nominal Capacity	Refrigerant	Voltage	Motor
P = PRO <sup>3</sup> Packaged Refrigeration System	S = Side Mount	T = Outdoor	# x 100 = BTUH	H = High/Medium L = Low M = Medium w/ electric defrost	6 = R-404A	B = 208-230/1/60	H = PC E = EC (evap. only)

### Features and Benefits

#### Ease of Installation and Service

- Installation takes a fraction of the time required for a split system: refrigerant is pre-charged at factory, superheat adjustment is not required and unit slides into slots in standard walk-in panel (see installation manual for more information)
- Designed for simple serviceability: the condensing unit section's cabinet door can be quickly removed; in addition, the electrical box is located outside the cabinet for easy access
- Flexible design allows for multiple installation methods: Optimized for outdoor use, but can be used indoors as well (with drain connection)
- Lifting lugs and hanging brackets in evaporating section allow for easy installation

#### Ease of Use

- System is factory-assembled, evacuated, charged, run-tested and wired; no additional components required
- Controls preset for typical applications: +38° F for high temp. coolers, +35° F for medium temp. coolers, -10° F for freezers and are easy to adjust

#### Performance

- Maximized airflow: evaporator placement in walk-in box with pull through fans
- Suitable for temperature pull-down and holding temperature
- Increased condenser capacity, by avoiding compressor heat
- Improved tolerance in high-ambient conditions
- Electric defrost in medium temperature models, allowing for maximum performance in storage applications just above 32°F
- Fan-cycling for head pressure control
- Crankcase heater
- Drain line heater

#### Reliable & Durable

- Electronic microprocessor control provides accurate temperature control
- Liquid-line filter drier
- Two-year parts warranty

#### Energy Efficient & Environmentally Friendly

- Optional EC motors available for evaporator section only
- Reduced refrigerant charge: the PRO<sup>3</sup> Side Mount packaged refrigeration system uses approximately 10 percent\* of refrigerant required for a comparable split system

\* Results may vary. Estimate based on a typical 25-foot refrigerant line length.

## Side Mount

## Standard Models Pricing

Chandler Standard Model	List Price (\$US)	Application Location	Voltage	Evap Fan Motor Type	Cabinet Size
<b>Medium &amp; High Temperature - Air Defrost - Cooler Applications (R-404A)</b>					
PST070H6BE	10,752	Outdoor	208-230/1/60	EC Motor	Small
PST070H6BH	10,348	Outdoor	208-230/1/60	PSC Motor	Small
PST090H6BE	11,360	Outdoor	208-230/1/60	EC Motor	Small
PST090H6BH	10,954	Outdoor	208-230/1/60	PSC Motor	Small
PST131H6BE	12,983	Outdoor	208-230/1/60	EC Motor	Large
PST131H6BH	12,173	Outdoor	208-230/1/60	PSC Motor	Large
PST147H6BE	14,201	Outdoor	208-230/1/60	EC Motor	Large
PST147H6BH	13,391	Outdoor	208-230/1/60	PSC Motor	Large
<b>Medium Temperature - Electric Defrost - Cooler Applications (R-404A)</b>					
PST066M6BE	11,239	Outdoor	208-230/1/60	EC Motor	Small
PST066M6BH	10,833	Outdoor	208-230/1/60	PSC Motor	Small
PST086M6BE	11,847	Outdoor	208-230/1/60	EC Motor	Small
PST086M6BH	11,443	Outdoor	208-230/1/60	PSC Motor	Small
PST124M6BE	13,471	Outdoor	208-230/1/60	EC Motor	Large
PST124M6BH	12,660	Outdoor	208-230/1/60	PSC Motor	Large
PST141M6BE	14,688	Outdoor	208-230/1/60	EC Motor	Large
PST141M6BH	13,876	Outdoor	208-230/1/60	PSC Motor	Large
<b>Low Temperature - Electric Defrost - Freezer Applications (R-404A)</b>					
PST034L6BE	13,186	Outdoor	208-230/1/60	EC Motor	Small
PST034L6BH	12,781	Outdoor	208-230/1/60	PSC Motor	Small
PST051L6BE	14,404	Outdoor	208-230/1/60	EC Motor	Small
PST051L6BH	13,998	Outdoor	208-230/1/60	PSC Motor	Small
PST057L6BE	16,027	Outdoor	208-230/1/60	EC Motor	Large
PST057L6BH	15,216	Outdoor	208-230/1/60	PSC Motor	Large
PST077L6BE	17,244	Outdoor	208-230/1/60	EC Motor	Large
PST077L6BH	16,434	Outdoor	208-230/1/60	PSC Motor	Large

### Federal Regulation Requires EC Motors!

#### Energy Independence and Security Act of 2007 (H.R. 6)

Walk-Ins manufactured on or after 01/01/2009 and under 3,000 square feet in area with single phase evaporator fan motors less than 1 HP and less than 460V must be EC motors.

### Need help selecting a model?

Please contact your local Sales Representative or Account Engineer for assistance.

### 1 - 26 Ton

### Overview



#### Product Description

Direct drive air-cooled condensers, available from 1 through 26 ton models, are the industry standard for remote air-cooled applications. They are designed for efficient performance and low maintenance and are great for many applications.

#### Certifications



#### Standard Features

##### Ease of Installation & Service

- Weatherproof junction box with motor leads terminating for single-point field wiring

##### Reliable & Durable

- Heavy gauge smooth aluminum cabinet for long life and attractive appearance
- Coated steel fan guards
- Internally protected, permanently lubricated ball bearing motors with automatic reset

##### Performance

- Fully baffled fan sections to provide structural strength and prevent fan windmilling in the off cycle
- PSC motors come standard to help save on energy costs

##### Versatile

- Horizontal or vertical air discharge
- Multicircuiting at no additional charge

#### Nomenclature

WSS	024
Product Line	Size
Direct Drive Air-cooled Condenser	Model

## 1 - 26 Ton

## Configurable Models & Options Pricing

### Configurable Models, Factory-Installed Options, & List Prices

- Specify model motor voltage and type at time of order. 208-230/1/60 motors may be field converted to 230/3/60 power.
- Variable speed motor is on the header fan only; All other motors in a 1x2 or 1x3 are fixed speed motors that cycle on or off as needed. Must have variable speed controller (customer supplied or select factory-installed option). Ambient fan cycling is included in the factory-installed variable speed controller package.
- Standard Control Circuit Voltage is 230V unless otherwise specified. 24V & 115V are available at no additional cost. Specify control circuit voltage when ordering.
- Fan cycling pricing does not include control circuit transformer for 460V units. If needed, transformer can be ordered from ship-loose accessories.

Chandler Config Model	List Price (\$US)	Factory-Installed Option List Price Adders (\$US)								
		Fan Cycling Options				Electrical Options			Coil Coatings	
		1 PH Amb.	3 PH Amb.	1 PH Press.	3 PH Press.	Ind. Motor Fuses	Sealtite Wiring	Var Sp Controller	Polyester Coated Fins	Bronz-Glow Coating or ElectroFin Coil
208-230/1/60 with PSC Motors										
WSS008	2,315	-	-	-	-	-	799	-	218	3,049
WSS009	2,834	-	-	-	-	-	799	-	226	3,049
WSS010	3,042	-	-	-	-	-	799	-	244	3,049
WSS016	3,395	-	-	-	-	-	799	-	300	3,049
WSS024	6,189	-	-	-	-	825	799	-	365	3,049
WSS040	7,817	-	-	-	-	825	799	-	582	3,049
WSS049	9,555	561	-	1,023	-	1,077	1,421	-	655	4,562
WSS061	10,730	561	-	1,023	-	1,077	1,421	-	722	4,562
WSS070	12,272	561	-	1,023	-	1,077	1,421	-	874	6,084
WSS080	13,450	561	-	1,023	-	1,077	1,421	-	1,069	6,972
WSS105	15,508	782	-	1,291	-	1,336	1,467	-	1,185	9,126
WSS113	15,946	782	-	1,291	-	1,336	1,467	-	1,350	9,126
WSS133	17,411	782	-	1,291	-	1,336	1,467	-	1,531	9,126
208-230/1/60 with Variable Speed Motor										
WSS024SM	6,667	-	-	-	-	825	799	2,445	365	3,049
WSS040SM	8,297	-	-	-	-	825	799	2,445	582	3,049
WSS049SM	10,033	-	-	Call Factory	-	1,077	1,421	2,445	655	4,562
WSS061SM	11,208	-	-	Call Factory	-	1,077	1,421	2,445	722	4,562
WSS070SM	12,750	-	-	Call Factory	-	1,077	1,421	2,445	874	6,084
WSS080SM	13,928	-	-	Call Factory	-	1,077	1,421	2,445	1,069	6,972
WSS105SM	15,987	-	-	Call Factory	-	1,336	1,467	2,445	1,185	9,126
WSS113SM	16,425	-	-	Call Factory	-	1,336	1,467	2,445	1,350	9,126
WSS133SM	17,890	-	-	Call Factory	-	1,336	1,467	2,445	1,531	9,126
208-230/3/60 with Polyphase Motors										
WSS024	6,556	-	-	-	-	825	799	-	-	3,049
WSS040	8,103	-	-	-	-	825	799	-	582	3,049
WSS049	10,252	-	1,413	-	1,875	1,077	1,421	-	655	4,562
WSS061	11,305	-	1,413	-	1,875	1,077	1,421	-	722	4,562
WSS070	12,846	-	1,413	-	1,875	1,077	1,421	-	874	6,084
WSS080	14,026	-	1,413	-	1,875	1,077	1,421	-	1,069	6,972

#### Notes:

- For selection or sizing assistance, use Heatcraft software tool, THE HUB or contact your local your Sales Representative or Account Engineer.
- Copper Fin Coils are available. Contact your Sales Representative or Account Engineer for more information.

### 1 - 26 Ton

### Configurable Models & Options Pricing

#### Configurable Models, Factory-Installed Options, & List Prices

- Specify model motor voltage and type at time of order. 208-230/1/60 motors may be field converted to 230/3/60 power.
- Variable speed motor is on the header fan only; All other motors in a 1x2 or 1x3 are fixed speed motors that cycle on or off as needed. Must have variable speed controller (customer supplied or select factory-installed option). Ambient fan cycling is included in the factory-installed variable speed controller package.
- Standard Control Circuit Voltage is 230V unless otherwise specified. 24V & 115V are available at no additional cost. Specify control circuit voltage when ordering.
- Fan cycling pricing does not include control circuit transformer for 460V units. If needed, transformer can be ordered from ship-loose accessories.

Chandler Config Model	List Price (\$US)	Factory-Installed Option List Price Adders (\$US)								
		Fan Cycling Options				Electrical Options			Coil Coatings	
		1 PH Amb.	3 PH Amb.	1 PH Press.	3 PH Press.	Ind. Motor Fuses	Sealtite Wiring	Var Sp Controller	Polyester Coated Fins	Bronz-Glow Coating or ElectroFin Coil
WSS105	16,377	-	1,743	-	2,258	1,336	1,467	-	1,185	9,126
WSS113	16,812	-	1,743	-	2,258	1,336	1,467	-	1,350	9,126
WSS133	18,275	-	1,743	-	2,258	1,336	1,467	-	1,531	9,126
<b>208-230/3/60 with Variable Speed Motor</b>										
WSS049SM	10,731	-	-	-	Call Factory	1,077	1,421	2,445	655	4,562
WSS061SM	11,783	-	-	-	Call Factory	1,077	1,421	2,445	722	4,562
WSS070SM	13,324	-	-	-	Call Factory	1,077	1,421	2,445	874	6,084
WSS080SM	14,504	-	-	-	Call Factory	1,077	1,421	2,445	1,069	6,972
WSS105SM	16,856	-	-	-	Call Factory	1,336	1,467	2,445	1,185	9,126
WSS113SM	17,290	-	-	-	Call Factory	1,336	1,467	2,445	1,350	9,126
WSS133SM	18,753	-	-	-	Call Factory	1,336	1,467	2,445	1,531	9,126
<b>460/3/60 with Polyphase Motors</b>										
WSS024	6,556	-	-	-	-	825	799	-	365	3,049
WSS040	8,103	-	-	-	-	825	799	-	582	3,049
WSS049	10,252	-	1,413	-	1,875	1,077	1,421	-	655	4,562
WSS061	11,305	-	1,413	-	1,875	1,077	1,421	-	722	4,562
WSS070	12,846	-	1,413	-	1,875	1,077	1,421	-	874	6,084
WSS080	14,026	-	1,413	-	1,875	1,077	1,421	-	1,069	6,972
WSS105	16,377	-	1,743	-	2,258	1,336	1,467	-	1,185	9,126
WSS113	16,812	-	1,743	-	2,258	1,336	1,467	-	1,350	9,126
WSS133	18,275	-	1,743	-	2,258	1,336	1,467	-	1,531	9,126
<b>460/3/60 with Variable Speed Motor</b>										
WSS049SM	10,731	-	-	-	Call Factory	1,077	1,421	2,445	655	4,562
WSS061SM	11,783	-	-	-	Call Factory	1,077	1,421	2,445	722	4,562
WSS070SM	13,324	-	-	-	Call Factory	1,077	1,421	2,445	874	6,084
WSS080SM	14,504	-	-	-	Call Factory	1,077	1,421	2,445	1,069	6,972
WSS105SM	16,856	-	-	-	Call Factory	1,336	1,467	2,445	1,185	9,126
WSS113SM	17,290	-	-	-	Call Factory	1,336	1,467	2,445	1,350	9,126
WSS133SM	18,753	-	-	-	Call Factory	1,336	1,467	2,445	1,531	9,126

#### Notes:

- For selection or sizing assistance, use Heatcraft software tool, THE HUB or contact your local Sales Representative or Account Engineer.
- Copper Fin Coils are available. Contact your Sales Representative or Account Engineer for more information.

## 1 - 26 Ton

## Ship-Loose Accessories

### Can't Find An Option or Accessory?

Other options and accessories might be available on a custom order basis. Please contact your local Sales Representative or Account Engineer for assistance.

Part Number	Description	Models Used On	List Price (\$US)	Notes
8980700-1	Discharge Air Gravity Damper	1x1	1,404	Includes 1 damper per fan cell
8980700-2	Discharge Air Gravity Dampers	1x2	2,808	Includes 1 damper per fan cell
8980700-3	Discharge Air Gravity Dampers	1x3	4,212	Includes 1 damper per fan cell
R038253919	Control Circuit Transformer	ALL	618	-

## 11 – 264 Ton

## Overview



### Product Description

These air-cooled condensers feature improved energy efficiency and low sound levels sought after by the supermarket and grocery industry. Traditional condensers using 1140 RPM motors offer high capacities, but cannot meet the low sound and energy efficiency standards demanded today by this industry. High capacities for operation along with the low sound and energy efficiency requirements are brought together in these units for a great fit for many applications. Choosing a model with the patented QuietEdge™ Fan Blade or Variable Speed EC motors makes this product qualified to be included in the **E Solutions™** product portfolio.

### Certifications



### Standard Features

- 10 fins per inch spacing standard. 8, 12, and 14 fins per inch spacing available as an option.
- Floating Tube™ coil design virtually eliminates tube sheet leaks
- Internal baffles provided between all fan cells
- Condensers up to 3 fans in length use 3/8" diameter tube to minimize refrigerant charge. Condensers 4 or more fans in length use 1/2" diameter tube to minimize refrigerant pressure drop
- Coated steel fan guards
- Weather resistant control panel with factory-mounted door interrupt disconnect switch
- 2-year warranty on product and 5-year warranty on Floating Tube™

### Models with Rail-Mount Variable Speed EC Motors (VSEC)

- 830 or 1140 RPM maximum speeds, with capacities matching 830 or 1140 RPM fixed speed motor options
- 830 RPM Rail Mounted option meets California Title 24 energy efficiency standard

### Models with Venturi-Mount Variable Speed EC Motors (VSEC)

- EC motor, swept fan blade and venturi incorporating integrated variable speed technology
- Broad capacity range from 16 to 264 tons
- Aluminum housing for an attractive appearance and corrosion protection, with painted galvanized steel, or galvanized steel as an option
- Side access panels for ease of cleaning coils
- 3-year warranty on EC motors

### Models with 830 or 540 RPM Fixed Speed Motors

- Direct drive fan motors in 830 or 540 RPM
- The patented QuietEdge™ fan blade provides an unprecedented sound level of 49.6 dBA (540 RPM @ 10 ft.)
- Patented ServiceEase™ motor mount feature, allows for ease of motor service and reduces likelihood of damage to the coils during servicing
- Condenser coils incorporate the latest advancements in coil technology to provide maximum capacity
- Broader product range to address all applications — capacities ranging from 11 to 225 nominal tons
- Galvanized steel housing
- High efficiency, three-phase fan motors with ball bearings and internal overload protection

### Models with 1140 RPM Fixed Speed Motors

- Direct drive fan motors
- Patented ServiceEase™ motor mount
- New, high efficiency condenser coil designed for optimum performance
- Expanded product range from 15 to 249 nominal tons
- Galvanized steel housing
- High efficiency, three-phase fan motors with ball bearings and internal overload protection

### Nomenclature

H	N	H	S	04	A	050
Brand	Vintage	Model	Width	Fans	Model Identifier	Standard Capacity
H = Chandler		H = 1140 RPM, 1.5 HP L = 830 RPM, 1.5 HP X = 830 RPM, 1.0 HP Q = 540 RPM, 0.5 HP E = Venturi-Mount VSEC Motor K = Rail-Mount VSEC Motor, 1140 RPM J = Rail-Mount VSEC Motor, 830 RPM	S = Single D = Double	# of Fans (01 - 14)		(MBH/°TD, R-22 @ 10 FPI)



## 11 – 264 Ton

## Configurable Models Pricing

### Need to customize?

- Look on page starting 177 for factory-installed fan cycling, electrical, and mechanical options.
- Look on page starting 181 for condenser fin and coil protection options.

### Configurable Models, Motor Voltages, & List Prices

Specify model motor voltage at time of order

Chandler Config Model	List Price by Motor Voltage (\$US)		Fan Config.	Notes
	208-230/3/60	460/3/60		
Models with VSEC Motors				
HNES01A008	18,701	18,701	1x1	-
HNES01A009	20,707	20,707	1x1	-
HNES02A011	32,017	32,017	1x2	-
HNES02A015	36,705	36,705	1x2	-
HNES02A018	40,139	40,139	1x2	-
HNES03A023	55,109	55,109	1x3	-
HNES03A027	60,273	60,273	1x3	-
HNES04A031	74,423	74,423	1x4	-
HNES04A036	80,359	80,359	1x4	-
HNES05A039	92,830	92,830	1x5	-
HNES05A047	102,128	102,128	1x5	-
HNES06A056	122,552	122,552	1x6	-
HNES07A065	142,732	142,732	1x7	-
HNED04A023	63,097	63,097	2x2	-
HNED04A031	73,484	73,484	2x2	-
HNED04A036	80,359	80,359	2x2	-
HNED06A046	110,203	110,203	2x3	-
HNED06A054	120,532	120,532	2x3	-
HNED08A062	147,352	147,352	2x4	Model has oversized electrical box.
HNED08A073	161,133	161,133	2x4	Model has oversized electrical box.
HNED10A079	186,003	186,003	2x5	Model has oversized electrical box.
HNED10A093	204,636	204,636	2x5	Model has oversized electrical box.
HNED12A112	245,502	245,502	2x6	Model has oversized electrical box.
HNED14A129	285,865	285,865	2x7	Model has oversized electrical box.
Models with 540 RPM (0.5HP) Motors				
HNQS01A005	8,586	8,586	1x1	-
HNQS01A006	10,285	10,285	1x1	-
HNQS02A008	14,207	14,207	1x2	-
HNQS02A010	19,049	19,049	1x2	-
HNQS02A011	21,377	21,377	1x2	-
HNQS03A016	29,739	29,739	1x3	-
HNQS03A017	33,098	33,098	1x3	-
HNQS04A021	40,270	40,270	1x4	-
HNQS04A023	44,753	44,753	1x4	-
HNQS05A026	50,868	50,868	1x5	-
HNQS05A029	56,472	56,472	1x5	-
HNQS06A034	68,214	68,214	1x6	-

#### Notes:

For sizing and selection assistance, use Heatcraft software tool, THE HUB or contact your local Sales Representative or Account Engineer.

11 – 264 Ton

Configurable Models Pricing

**Need to customize?**

- Look on page starting 177 for factory-installed fan cycling, electrical, and mechanical options.
- Look on page starting 181 for condenser fin and coil protection options.

### Configurable Models, Motor Voltages, & List Prices

Specify model motor voltage at time of order

Chandler Config Model	List Price by Motor Voltage (\$US)		Fan Config.	Notes
	208-230/3/60	460/3/60		
HNQS07A042	82,943	82,943	1x7	-
HNQD04A016	30,565	30,565	2x2	-
HNQD04A021	40,270	40,270	2x2	-
HNQD04A023	44,753	44,753	2x2	-
HNQD06A031	61,401	61,401	2x3	-
HNQD06A034	68,214	68,214	2x3	-
HNQD08A041	82,994	82,994	2x4	Model has oversized electrical box.
HNQD08A046	92,025	92,025	2x4	Model has oversized electrical box.
HNQD10A052	104,216	104,216	2x5	Model has oversized electrical box.
HNQD10A057	115,485	115,485	2x5	Model has oversized electrical box.
HNQD12A069	138,861	138,861	2x6	Model has oversized electrical box.
HNQD14A083	168,341	168,341	2x7	Model has oversized electrical box.
<b>Models with 830 RPM (1.0HP) Motors</b>				
HNXS01A006	8,631	8,631	1x1	-
HNXS01A008	10,443	10,443	1x1	-
HNXS02A010	13,991	13,991	1x2	-
HNXS02A013	19,155	19,155	1x2	-
HNXS02A015	22,285	22,285	1x2	-
HNXS03A020	29,414	29,414	1x3	-
HNXS03A023	34,131	34,131	1x3	-
HNXS04A026	39,673	39,673	1x4	-
HNXS04A030	45,931	45,931	1x4	-
HNXS05A033	49,900	49,900	1x5	-
HNXS05A038	57,728	57,728	1x5	-
HNXS06A045	69,594	69,594	1x6	-
HNXS07A052	79,902	79,902	1x7	-
HNXD04A020	29,276	29,276	2x2	-
HNXD04A026	39,657	39,657	2x2	-
HNXD04A030	45,949	45,949	2x2	-
HNXD06A039	60,140	60,140	2x3	-
HNXD06A045	69,576	69,576	2x3	-
HNXD08A052	80,991	80,991	2x4	Model has oversized electrical box.
HNXD08A061	93,578	93,578	2x4	Model has oversized electrical box.
HNXD10A066	101,478	101,478	2x5	Model has oversized electrical box.
HNXD10A076	117,209	117,209	2x5	Model has oversized electrical box.
HNXD12A091	140,838	140,838	2x6	Model has oversized electrical box.
HNXD14A104	161,483	161,483	2x7	Model has oversized electrical box.

**Notes:**

For sizing and selection assistance, use Heatcraft software tool, THE HUB or contact your local Sales Representative or Account Engineer.

## 11 – 264 Ton

## Configurable Models Pricing

### Need to customize?

- Look on page starting 177 for factory-installed fan cycling, electrical, and mechanical options.
- Look on page starting 181 for condenser fin and coil protection options.

### Configurable Models, Motor Voltages, & List Prices

Specify model motor voltage at time of order

Chandler Config Model	List Price by Motor Voltage (\$US)		Fan Config.	Notes
	208-230/3/60	460/3/60		
Models with 830 RPM (1.5HP) Motors				
HNLS01A007	9,635	9,635	1x1	-
HNLS01A008	11,392	11,392	1x1	-
HNLS02A010	14,448	14,448	1x2	-
HNLS02A014	19,862	19,862	1x2	-
HNLS02A016	23,029	23,029	1x2	-
HNLS03A021	29,800	29,800	1x3	-
HNLS03A024	34,573	34,573	1x3	-
HNLS04A028	39,673	39,673	1x4	-
HNLS04A032	46,069	46,069	1x4	-
HNLS05A035	50,548	50,548	1x5	-
HNLS05A042	59,284	59,284	1x5	-
HNLS06A050	71,076	71,076	1x6	-
HNLS07A055	78,386	78,386	1x7	-
HNLD04A020	28,862	28,862	2x2	-
HNLD04A028	39,674	39,674	2x2	-
HNLD04A032	46,069	46,069	2x2	-
HNLD06A042	59,530	59,530	2x3	-
HNLD06A048	69,047	69,047	2x3	-
HNLD08A056	79,711	79,711	2x4	Model has oversized electrical box.
HNLD08A065	92,459	92,459	2x4	Model has oversized electrical box.
HNLD10A071	101,397	101,397	2x5	Model has oversized electrical box.
HNLD10A083	118,821	118,821	2x5	Model has oversized electrical box.
HNLD12A100	142,486	142,486	2x6	Model has oversized electrical box.
HNLD14A110	157,092	157,092	2x7	Model has oversized electrical box.
Models with 1140 RPM (1.5HP) Motors				
HNHS01A007	9,826	9,826	1x1	-
HNHS01A009	11,775	11,775	1x1	-
HNHS02A011	14,426	14,426	1x2	-
HNHS02A015	18,977	18,977	1x2	-
HNHS02A017	22,314	22,314	1x2	-
HNHS03A022	28,514	28,514	1x3	-
HNHS03A026	33,530	33,530	1x3	-
HNHS04A029	38,935	38,935	1x4	-
HNHS04A034	44,702	44,702	1x4	-
HNHS05A037	48,483	48,483	1x5	-
HNHS05A044	57,507	57,507	1x5	-

#### Notes:

For sizing and selection assistance, use Heatcraft software tool, THE HUB or contact your local Sales Representative or Account Engineer.

11 – 264 Ton

Configurable Models Pricing

**Need to customize?**

- Look on page starting 177 for factory-installed fan cycling, electrical, and mechanical options.
- Look on page starting 181 for condenser fin and coil protection options.

### Configurable Models, Motor Voltages, & List Prices

Specify model motor voltage at time of order

Chandler Config Model	List Price by Motor Voltage (\$US)		Fan Config.	Notes
	208-230/3/60	460/3/60		
HNHS06A053	69,008	69,008	1x6	-
HNHS07A061	80,271	80,271	1x7	-
HNHD04A021	27,943	27,943	2x2	-
HNHD04A029	38,027	38,027	2x2	-
HNHD04A034	44,702	44,702	2x2	-
HNHD06A044	57,018	57,018	2x3	-
HNHD06A051	67,046	67,046	2x3	-
HNHD08A058	76,441	76,441	2x4	Model has oversized electrical box.
HNHD08A068	89,817	89,817	2x4	Model has oversized electrical box.
HNHD10A074	97,309	97,309	2x5	Model has oversized electrical box.
HNHD10A088	115,398	115,398	2x5	Model has oversized electrical box.
HNHD12A106	138,415	138,415	2x6	Model has oversized electrical box.
HNHD14A122	160,939	160,939	2x7	Model has oversized electrical box.

**Notes:**

For sizing and selection assistance, use Heatcraft software tool, THE HUB or contact your local Sales Representative or Account Engineer.

## 11 – 264 Ton

## Configurable Models Pricing

### Need to customize?

- Look on page starting 177 for factory-installed fan cycling, electrical, and mechanical options.
- Look on page starting 181 for condenser fin and coil protection options.

### Configurable Models, Motor Voltages, & List Prices

Specify model motor voltage at time of order

Chandler Config Model	List Price by Motor Voltage (\$US)		Fan Config.	Notes
	208-230/3/60	460/3/60		
Models with Rail-Mount VSEC (1140 RPM) Motors				
HNKS01A007	16,039	16,039	1x1	-
HNKS01A009	18,028	18,028	1x1	-
HNKS02A011	26,739	26,739	1x2	-
HNKS02A015	31,387	31,387	1x2	-
HNKS02A017	34,793	34,793	1x2	-
HNKS03A022	47,130	47,130	1x3	-
HNKS03A026	52,250	52,250	1x3	-
HNKS04A029	63,777	63,777	1x4	-
HNKS04A034	69,662	69,662	1x4	-
HNKS05A037	79,525	79,525	1x5	-
HNKS05A044	88,740	88,740	1x5	-
HNKS06A053	106,488	106,488	1x6	-
HNKS07A061	123,994	123,994	1x7	-
HNKD04A021	52,551	52,551	2x2	-
HNKD04A029	62,846	62,846	2x2	-
HNKD04A034	69,662	69,662	2x2	-
HNKD06A044	94,247	94,247	2x3	-
HNKD06A051	104,485	104,485	2x3	-
HNKD08A058	126,079	126,079	2x4	Model has oversized electrical box.
HNKD08A068	139,738	139,738	2x4	Model has oversized electrical box.
HNKD10A074	159,395	159,395	2x5	Model has oversized electrical box.
HNKD10A088	177,865	177,865	2x5	Model has oversized electrical box.
HNKD12A106	213,376	213,376	2x6	Model has oversized electrical box.
HNKD14A122	248,388	248,388	2x7	Model has oversized electrical box.
Models with Rail-Mount VSEC (830 RPM) Motors				
HNJS01A007	15,981	15,981	1x1	-
HNJS01A008	17,913	17,913	1x1	-
HNJS02A010	26,745	26,745	1x2	-
HNJS02A014	31,651	31,651	1x2	-
HNJS02A016	35,007	35,007	1x2	-
HNJS03A021	47,515	47,515	1x3	-
HNJS03A024	52,562	52,562	1x3	-
HNJS04A028	63,998	63,998	1x4	-
HNJS04A032	70,072	70,072	1x4	-
HNJS05A035	80,146	80,146	1x5	-
HNJS05A042	89,274	89,274	1x5	-
HNJS06A050	107,110	107,110	1x6	-

#### Notes:

For sizing and selection assistance, use Heatcraft software tool, THE HUB or contact your local Sales Representative or Account Engineer.

11 – 264 Ton

Configurable Models Pricing

**Need to customize?**

- Look on page starting 177 for factory-installed fan cycling, electrical, and mechanical options.
- Look on page starting 181 for condenser fin and coil protection options.

### Configurable Models, Motor Voltages, & List Prices

Specify model motor voltage at time of order

Chandler Config Model	List Price by Motor Voltage (\$US)		Fan Config.	Notes
	208-230/3/60	460/3/60		
HNJS07A055	123,429	123,429	1x7	-
HNJD04A020	52,826	52,826	2x2	-
HNJD04A028	63,342	63,342	2x2	-
HNJD04A032	70,072	70,072	2x2	-
HNJD06A042	95,001	95,001	2x3	-
HNJD06A048	105,086	105,086	2x3	-
HNJD08A056	127,060	127,060	2x4	Model has oversized electrical box.
HNJD08A065	140,531	140,531	2x4	Model has oversized electrical box.
HNJD10A071	160,622	160,622	2x5	Model has oversized electrical box.
HNJD10A083	178,893	178,893	2x5	Model has oversized electrical box.
HNJD12A100	214,598	214,598	2x6	Model has oversized electrical box.
HNJD14A110	247,234	247,234	2x7	Model has oversized electrical box.

**Notes:**

For sizing and selection assistance, use Heatcraft software tool, THE HUB or contact your local Sales Representative or Account Engineer.

## 11 – 264 Ton

## Options Pricing - Rail-Mounted VSEC Models

### Can't Find An Option?

Other options and accessories might be available on a custom order basis. Please contact your local Sales Representative or Account Engineer for assistance.

### Factory-Installed Fan Cycling, Electrical, and Mechanical Options

- Motors are 208-230/3/60 or 460/3/60.
- Power outlet is supplied unwired.
- Fused disconnect option is only available on units with an MOP of 60 or less. Please see accompanying technical specifications.

Option Code	Option Description	List Price Adder by Fan Configuration (US\$)												
		1x1	1x2	1x3	1x4	1x5	1x6	1x7	2x2	2x3	2x4	2x5	2x6	2x7
Fan Cycling Options														
FC.019	Proportional Pressure Control	2,331	2,331	2,331	2,331	2,331	2,331	2,331	2,331	4,659	4,659	4,659	4,659	4,659
Electrical Options														
DISC.002	Fused Disconnect	255	508	744	1,021	1,276	1,528	1,786	1,021	1,528	2,043	2,553	3,057	3,570
MP.002	Individual Motor Fuses	255	510	765	1,020	1,275	1,530	1,785	1,020	1,530	2,040	2,550	3,060	3,570
MP.004	Paired Motor Fuses	-	-	-	-	-	-	-	510	765	1,020	1,275	1,530	1,785
MP.003	Individual Circuit Breakers (230V or 460V)	508	1,016	1,524	2,032	2,540	3,048	3,556	2,032	3,048	4,064	5,080	6,096	7,112
MP.005	Paired Circuit Breakers (230V or 460V)	-	-	-	-	-	-	-	1,015	1,525	2,032	2,540	3,048	3,508
MTB.001	Individual Motor Terminal Boards	178	357	534	713	891	1,069	1,241	713	1,069	1,426	1,782	2,411	2,763
MTB.002	Paired Motor Terminal Boards	-	-	-	-	-	-	-	357	534	713	891	1,069	1,241
PO.001	Power Outlet (115V)	355	355	355	355	355	355	355	355	355	355	355	355	355
Mechanical Options														
CM.002	Aluminum Cabinet	283	566	849	1,132	1,415	1,698	1,981	1,132	1,698	2,264	2,830	3,396	3,962
CM.003	Pre-Painted Steel Cabinet	283	566	849	1,132	1,415	1,698	1,981	1,132	1,698	2,264	2,830	3,396	3,962
CM.004	Coil Access Panels, Galv	568	1,136	1,704	2,272	2,840	3,408	3,976	2,272	3,408	4,544	5,680	6,816	7,952
CM.005	Coil Access Panels, Aluminum	568	1,136	1,704	2,272	2,840	3,408	3,976	2,272	3,408	4,544	5,680	6,816	7,952
CM.006	Coil Access Panels, Painted Steel	568	1,136	1,704	2,272	2,840	3,408	3,976	2,272	3,408	4,544	5,680	6,816	7,952
VEN.002	Hinged Venturi	603	1,206	1,809	2,412	3,015	3,618	4,221	2,412	3,618	4,824	6,030	7,236	8,442
LEGS.002	Extended Legs, 30"	127	127	255	191	382	447	510	127	255	191	382	447	510
LEGS.003	Extended Legs, 36"	127	127	255	191	382	447	510	127	255	191	382	447	510
LEGS.004	Extended Legs, 42"	127	127	255	191	382	447	510	127	255	191	382	447	510
LEGS.005	Unit Frame, Std. Legs, 20"	1,804	2,602	3,403	4,874	5,898	7,034	7,855	2,602	3,403	4,874	5,898	7,034	8,169
LEGS.006	Unit Frame, Ext. Legs, 42"	1,929	2,857	3,785	5,382	6,533	7,799	8,715	2,857	3,785	5,382	6,533	7,799	9,062
LEGS.007	Paratemp, 20"	-	64	-	320	-	-	-	64	-	320	-	-	-
LEGS.008	Paratemp, Extended Legs, 30"	-	191	-	512	-	-	-	191	-	512	-	-	-
LEGS.009	Paratemp, Extended Legs, 36"	-	191	-	512	-	-	-	191	-	512	-	-	-
LEGS.010	Paratemp, Extended Legs, 42"	-	191	-	512	-	-	-	191	-	512	-	-	-
HM.00X	Connection Manifold (shipped-loose)	-	-	-	-	-	-	-	1,310	1,702	1,737	1,915	1,985	2,197



## 11 – 264 Ton

## Options Pricing - Venturi-Mounted VSEC Models

### Can't Find An Option?

Other options and accessories might be available on a custom order basis. Please contact your local Sales Representative or Account Engineer for assistance.

### Factory-Installed Fan Cycling, Electrical, and Mechanical Options

- Motors are 208-230/3/60 or 460/3/60.
- Power outlet is supplied unwired.
- Fused disconnect option is only available on units with an MOP of 60 or less. Please see accompanying technical specifications.

Option Code	Option Description	List Price Adder by Fan Configuration (US\$)													
		1x1	1x2	1x3	1x4	1x5	1x6	1x7	2x2	2x3	2x4	2x5	2x6	2x7	
Fan Cycling Options															
FC.019	Proportional Pressure Control	2,331	2,331	2,331	2,331	2,331	2,331	2,331	4,659	4,659	4,659	4,659	4,659	4,659	
Electrical Options															
DISC.002	Fused Disconnect	255	508	744	1,021	1,276	1,528	1,786	1,021	1,528	2,043	2,553	3,057	3,570	
MP.002	Individual Motor Fuses	255	510	765	1,020	1,275	1,530	1,785	1,020	1,530	2,040	2,550	3,060	3,570	
MP.004	Paired Motor Fuses	-	-	-	-	-	-	-	510	765	1,020	1,275	1,530	1,785	
MP.003	Individual Circuit Breakers (230V or 460V)	508	1,016	1,524	2,032	2,540	3,048	3,556	2,032	3,048	4,064	5,080	6,096	7,112	
MP.005	Paired Circuit Breakers (230V or 460V)	-	-	-	-	-	-	-	1,015	1,525	2,032	2,540	3,048	3,508	
MTB.001	Individual Motor Terminal Boards	178	357	534	713	891	1,069	1,241	708	1,064	1,426	1,782	2,411	2,763	
MTB.002	Paired Motor Terminal Boards	-	-	-	-	-	-	-	355	531	713	891	1,069	1,241	
PO.001	Power Outlet (115V)	355	355	355	355	355	355	355	355	355	355	355	355	355	
Mechanical Options															
CM.004	Galvanized Cabinet w/ Side Access	-283	-566	-849	-1,132	-1,415	-1,698	-1,981	-1,132	-1,698	-2,264	-2,830	-3,396	-3,962	
LEGS.002	Extended Legs, 30"	127	127	255	191	382	447	510	127	255	191	382	447	510	
LEGS.003	Extended Legs, 36"	127	127	255	191	382	447	510	127	255	191	382	447	510	
LEGS.004	Extended Legs, 42"	127	127	255	191	382	447	510	127	255	191	382	447	510	
LEGS.005	Unit Frame, Std. Legs, 20"	1,804	2,602	3,403	4,874	5,898	7,034	7,855	2,602	3,403	4,874	5,898	7,034	8,169	
LEGS.006	Unit Frame, Ext. Legs, 42"	1,929	2,857	3,785	5,382	6,533	7,799	8,715	2,857	3,785	5,382	6,533	7,799	9,062	
LEGS.007	Paratemp, 20"	-	64	-	320	-	-	-	64	-	320	-	-	-	
LEGS.008	Paratemp, Extended Legs, 30"	-	191	-	512	-	-	-	191	-	512	-	-	-	
LEGS.009	Paratemp, Extended Legs, 36"	-	191	-	512	-	-	-	191	-	512	-	-	-	
LEGS.010	Paratemp, Extended Legs, 42"	-	191	-	512	-	-	-	191	-	512	-	-	-	
HM.00X	Connection Manifold (shipped-loose)	-	-	-	-	-	-	-	1,310	1,702	1,737	1,915	1,985	2,197	

## 11 – 264 Ton

## Options Pricing - Fixed Speed Models

### Can't Find An Option?

Other options and accessories might be available on a custom order basis. Please contact your local Sales Representative or Account Engineer for assistance.

### Factory-Installed Fan Cycling, Electrical, and Mechanical Options

- Fans are cycled in pairs on double wide units.
- Pressure fan cycling and variable speed control options are not available on multi-circuited units.
- Variable speed motor is on fan closest to header only.
- Variable speed motors have a full speed RPM of 1140 and are typically used on condensers that have either 1140RPM or 830RPM 1.5HP fixed speed motors. For condensers with 830RPM 1HP or 540RPM motors, contact factory for assistance.
- Motor terminal boards are not available on units with fan cycling.
- When ordering toggle switch option, please specify whether switches are to be internally or externally mounted.
- Fused disconnect option is only available on units with an MOP of 60 or less. Please see accompanying technical specifications.
- Power outlet is supplied unwired.
- Fan cycling kit does not include control circuit transformer. Optional factory installed control transformers are available to convert 460V main power supplies to 230V, 115V or 24V control power or 230V main power to 115V or 24V control power.

Option Code	Option Description	List Price Adder by Fan Configuration (US\$)												
		1x1	1x2	1x3	1x4	1x5	1x6	1x7	2x2	2x3	2x4	2x5	2x6	2x7
Fan Cycling Options (Must Select Fan Cycling and Contactor Option)														
FCC.004	Individual Motor Contactors: 230V, 115V, or 24V	255	510	765	1,020	1,275	1,530	1,785	1,020	1,530	2,040	2,550	3,060	3,570
FCC.001	Paired Motor Contactors: 230V, 115V, or 24V	-	-	-	-	-	-	-	510	765	1,020	1,275	1,530	1,785
FC.003	Ambient Fan Cycling	-	979	1,320	1,758	2,197	2,637	3,075	979	1,320	1,758	2,197	2,637	3,075
FC.004	Pressure Fan Cycling Mech. w/o Header	-	1,477	1,617	2,154	2,694	3,233	3,771	1,477	1,617	2,154	2,694	3,233	3,771
FC.006	Pressure Fan Cycling Mech. w/ Header	1,733	1,870	2,411	2,949	3,488	4,027	4,564	1,870	2,411	2,949	3,488	4,027	4,564
FC.005	Pressure Fan Cycling Elec. w/o Header	-	1,533	1,922	3,192	4,463	5,732	6,734	1,533	1,922	3,192	4,463	5,732	6,734
FC.007	Pressure Fan Cycling Elec. w/ Header	1,790	2,177	3,448	4,716	5,989	6,978	8,199	2,177	3,448	4,716	5,989	6,978	8,199
FC.008	Variable Speed with Ambient	2,481	2,814	3,163	3,602	4,042	4,481	4,920	2,814	3,163	3,602	4,042	4,481	4,920
FC.010	Variable Speed with Pressure (Mech.)	2,912	3,127	3,459	3,996	4,537	5,077	5,614	3,127	3,459	3,996	4,537	5,077	5,614
FC.011	Variable Speed with Pressure (Elec.)	3,084	3,417	3,764	5,035	6,305	7,282	8,506	3,417	3,764	5,035	6,305	7,282	8,506
FC.014	Microprocessor Relay Board	3,049	3,049	3,049	3,049	3,049	3,049	3,049	3,049	3,049	3,049	3,049	3,049	3,049
FC.015	Microprocessor Relay Board w/ Split	-	-	-	-	-	-	-	3,294	3,294	3,294	3,294	3,294	3,294
Electrical Options														
CV.002	Control Circuit Transformer: 230V, 115V, or 24V	603	603	603	603	603	603	603	603	603	603	603	603	603
MP.002	Individual Motor Fuses	255	510	765	1,020	1,275	1,530	1,785	1,020	1,530	2,040	2,550	3,060	3,570
MP.004	Paired Motor Fuses	-	-	-	-	-	-	-	510	765	1,020	1,275	1,530	1,785
MP.003	Individual Circuit Breakers (230V or 460V)	508	1,016	1,524	2,032	2,540	3,048	3,556	2,032	3,048	4,064	5,080	6,096	7,112
MP.005	Paired Circuit Breakers (230V or 460V)	-	-	-	-	-	-	-	1,015	1,525	2,032	2,540	3,048	3,508
MTB.001	Individual Motor Terminal Boards	178	357	534	713	891	1,069	1,241	713	1,069	1,426	1,782	2,411	2,763
MTB.002	Paired Motor Terminal Boards	-	-	-	-	-	-	-	357	534	713	891	1,069	1,241
FCS.002	Fan Toggle Switches	106	214	317	424	531	639	744	424	639	852	1,064	1,271	1,488
FCS.004	Paired Fan Toggle Switches	-	-	-	-	-	-	-	214	317	424	531	639	744
DISC.002	Fused Disconnect	255	508	744	1,021	1,276	1,528	1,786	1,021	1,528	2,043	2,553	3,057	3,570
COND.001	Sealtite Wiring to Motor Rail	221	275	417	560	693	834	974	560	834	1,112	1,394	1,672	1,939
COND.002	Sealtite Wiring to Electrical Box	736	1,475	2,212	2,949	3,685	4,426	5,162	2,949	4,425	5,898	7,090	8,507	9,926
PO.001	Power Outlet (115V)	355	355	355	355	355	355	355	355	355	355	355	355	355
Mechanical Options														
CM.002	Aluminum Cabinet	283	566	849	1,132	1,415	1,698	1,981	1,132	1,698	2,264	2,830	3,396	3,962
CM.003	Pre-Painted Steel Cabinet	283	566	849	1,132	1,415	1,698	1,981	1,132	1,698	2,264	2,830	3,396	3,962
CM.004	Coil Access Panels, Galv	568	1,136	1,704	2,272	2,840	3,408	3,976	2,272	3,408	4,544	5,680	6,816	7,952
CM.005	Coil Access Panels, Aluminum	568	1,136	1,704	2,272	2,840	3,408	3,976	2,272	3,408	4,544	5,680	6,816	7,952

## 11 – 264 Ton

## Options Pricing - Fixed Speed Models

### Can't Find An Option?

Other options and accessories might be available on a custom order basis. Please contact your local Sales Representative or Account Engineer for assistance.

### Factory-Installed Fan Cycling, Electrical, and Mechanical Options

- Fans are cycled in pairs on double wide units.
- Pressure fan cycling and variable speed control options are not available on multi-circuited units.
- Variable speed motor is on fan closest to header only.
- Variable speed motors have a full speed RPM of 1140 and are typically used on condensers that have either 1140RPM or 830RPM 1.5HP fixed speed motors. For condensers with 830RPM 1HP or 540RPM motors, contact factory for assistance.
- Motor terminal boards are not available on units with fan cycling.
- When ordering toggle switch option, please specify whether switches are to be internally or externally mounted.
- Fused disconnect option is only available on units with an MOP of 60 or less. Please see accompanying technical specifications.
- Power outlet is supplied unwired.
- Fan cycling kit does not include control circuit transformer. Optional factory installed control transformers are available to convert 460V main power supplies to 230V, 115V or 24V control power or 230V main power to 115V or 24V control power.

Option Code	Option Description	List Price Adder by Fan Configuration (US\$)													
		1x1	1x2	1x3	1x4	1x5	1x6	1x7	2x2	2x3	2x4	2x5	2x6	2x7	
CM.006	Coil Access Panels, Painted Steel	568	1,136	1,704	2,272	2,840	3,408	3,976	2,272	3,408	4,544	5,680	6,816	7,952	
VEN.002	Hinged Venturi	603	1,206	1,809	2,412	3,015	3,618	4,221	2,412	3,618	4,824	6,030	7,236	8,442	
LEGS.002	Extended Legs, 30"	127	127	255	191	382	447	510	127	255	191	382	447	510	
LEGS.003	Extended Legs, 36"	127	127	255	191	382	447	510	127	255	191	382	447	510	
LEGS.004	Extended Legs, 42"	127	127	255	191	382	447	510	127	255	191	382	447	510	
LEGS.005	Unit Frame, Std. Legs, 20"	1,804	2,602	3,403	4,874	5,898	7,034	7,855	2,602	3,403	4,874	5,898	7,034	8,169	
LEGS.006	Unit Frame, Ext. Legs, 42"	1,929	2,857	3,785	5,382	6,533	7,799	9,062	2,857	3,785	5,382	6,533	7,799	9,062	
LEGS.007	Paratemp, 20"	-	64	-	320	-	-	-	64	-	320	-	-	-	
LEGS.008	Paratemp, Extended Legs, 30"	-	191	-	512	-	-	-	191	-	512	-	-	-	
LEGS.009	Paratemp, Extended Legs, 36"	-	191	-	512	-	-	-	191	-	512	-	-	-	
LEGS.010	Paratemp, Extended Legs, 42"	-	191	-	512	-	-	-	191	-	512	-	-	-	
HM.00X	Connection Manifold (shipped-loose)	-	-	-	-	-	-	-	1,310	1,702	1,737	1,915	1,985	2,197	

## 11 – 264 Ton

## Coil Options Pricing - All Models

### Can't Find An Option?

Other options and accessories might be available on a custom order basis. Please contact your local Sales Representative or Account Engineer for assistance.

### Condenser Fin and Coil Protection Options

Standard Fins Per Inch is 10. 8 FPI reduces the capacity of a model and 12 FPI and 14 FPI increase the capacity of a model.

Chandler Config Model	List Price Adder (\$US)							
	Fins Per Inch (FPI) Options				Coil Protection Options			
	8 FPI	10 FPI	12 FPI	14 FPI	Polyester Fin Protection	ElectroFin Coils	Bronz-Glow Coating	Copper Fin Coil
<b>Models with Venturi-Mount VSEC Motors</b>								
HNES01A008	-425	Standard	425	853	990	Call Factory	Call Factory	Call Factory
HNES01A009	-425	Standard	425	853	1,309	Call Factory	Call Factory	Call Factory
HNES02A011	-850	Standard	850	1,706	1,332	Call Factory	Call Factory	Call Factory
HNES02A015	-853	Standard	853	1,705	1,596	Call Factory	Call Factory	Call Factory
HNES02A018	-853	Standard	853	1,705	2,593	Call Factory	Call Factory	Call Factory
HNES03A023	-1,278	Standard	1,278	2,557	2,944	Call Factory	Call Factory	Call Factory
HNES03A027	-1,278	Standard	1,278	2,557	4,202	Call Factory	Call Factory	Call Factory
HNES04A031	-1,705	Standard	1,705	3,407	4,440	Call Factory	Call Factory	Call Factory
HNES04A036	-1,705	Standard	1,705	3,407	5,921	Call Factory	Call Factory	Call Factory
HNES05A039	-2,130	Standard	2,130	4,260	5,542	Call Factory	Call Factory	Call Factory
HNES05A047	-2,130	Standard	2,130	4,260	7,388	Call Factory	Call Factory	Call Factory
HNES06A056	-2,557	Standard	2,557	5,113	8,870	Call Factory	Call Factory	Call Factory
HNES07A065	-2,982	Standard	2,982	5,965	10,351	Call Factory	Call Factory	Call Factory
HNED04A023	-1,700	Standard	1,700	3,412	2,659	Call Factory	Call Factory	Call Factory
HNED04A031	-1,705	Standard	1,705	3,407	3,925	Call Factory	Call Factory	Call Factory
HNED04A036	-1,705	Standard	1,705	3,407	5,186	Call Factory	Call Factory	Call Factory
HNED06A046	-2,557	Standard	2,557	5,113	5,886	Call Factory	Call Factory	Call Factory
HNED06A054	-2,557	Standard	2,557	5,113	8,403	Call Factory	Call Factory	Call Factory
HNED08A062	-3,407	Standard	3,407	6,817	8,882	Call Factory	Call Factory	Call Factory
HNED08A073	-3,407	Standard	3,407	6,817	11,841	Call Factory	Call Factory	Call Factory
HNED10A079	-4,260	Standard	4,260	8,521	11,084	Call Factory	Call Factory	Call Factory
HNED10A093	-4,260	Standard	4,260	8,521	14,781	Call Factory	Call Factory	Call Factory
HNED12A112	-5,113	Standard	5,113	10,225	17,741	Call Factory	Call Factory	Call Factory
HNED14A129	-5,965	Standard	5,965	11,929	20,700	Call Factory	Call Factory	Call Factory
<b>Models with 540 RPM (0.5HP) Motors</b>								
HNQS01A005	-425	Standard	425	853	990	Call Factory	Call Factory	Call Factory
HNQS01A006	-425	Standard	425	853	1,309	Call Factory	Call Factory	Call Factory
HNQS02A008	-850	Standard	850	1,706	1,332	Call Factory	Call Factory	Call Factory
HNQS02A010	-853	Standard	853	1,705	1,596	Call Factory	Call Factory	Call Factory
HNQS02A011	-853	Standard	853	1,705	2,593	Call Factory	Call Factory	Call Factory
HNQS03A016	-1,278	Standard	1,278	2,557	2,944	Call Factory	Call Factory	Call Factory
HNQS03A017	-1,278	Standard	1,278	2,557	4,202	Call Factory	Call Factory	Call Factory
HNQS04A021	-1,705	Standard	1,705	3,407	4,440	Call Factory	Call Factory	Call Factory
HNQS04A023	-1,705	Standard	1,705	3,407	5,921	Call Factory	Call Factory	Call Factory
HNQS05A026	-2,130	Standard	2,130	4,260	5,542	Call Factory	Call Factory	Call Factory
HNQS05A029	-2,130	Standard	2,130	4,260	7,388	Call Factory	Call Factory	Call Factory
HNQS06A034	-2,557	Standard	2,557	5,113	8,870	Call Factory	Call Factory	Call Factory

## 11 – 264 Ton

## Coil Options Pricing - All Models

### Can't Find An Option?

Other options and accessories might be available on a custom order basis. Please contact your local Sales Representative or Account Engineer for assistance.

### Condenser Fin and Coil Protection Options

Standard Fins Per Inch is 10. 8 FPI reduces the capacity of a model and 12 FPI and 14 FPI increase the capacity of a model.

Chandler Config Model	List Price Adder (\$US)							
	Fins Per Inch (FPI) Options				Coil Protection Options			
	8 FPI	10 FPI	12 FPI	14 FPI	Polyester Fin Protection	ElectroFin Coils	Bronz-Glow Coating	Copper Fin Coil
HNQS07A042	-2,982	Standard	2,982	5,965	10,351	Call Factory	Call Factory	Call Factory
HNQD04A016	-1,700	Standard	1,700	3,412	2,659	Call Factory	Call Factory	Call Factory
HNQD04A021	-1,705	Standard	1,705	3,407	3,925	Call Factory	Call Factory	Call Factory
HNQD04A023	-1,705	Standard	1,705	3,407	5,186	Call Factory	Call Factory	Call Factory
HNQD06A031	-2,557	Standard	2,557	5,113	5,886	Call Factory	Call Factory	Call Factory
HNQD06A034	-2,557	Standard	2,557	5,113	8,403	Call Factory	Call Factory	Call Factory
HNQD08A041	-3,407	Standard	3,407	6,817	8,882	Call Factory	Call Factory	Call Factory
HNQD08A046	-3,407	Standard	3,407	6,817	11,841	Call Factory	Call Factory	Call Factory
HNQD10A052	-4,260	Standard	4,260	8,521	11,084	Call Factory	Call Factory	Call Factory
HNQD10A057	-4,260	Standard	4,260	8,521	14,781	Call Factory	Call Factory	Call Factory
HNQD12A069	-5,113	Standard	5,113	10,225	17,741	Call Factory	Call Factory	Call Factory
HNQD14A083	-5,965	Standard	5,965	11,929	20,700	Call Factory	Call Factory	Call Factory
<b>Models with 830 RPM (1.0HP) Motors</b>								
HNXS01A006	-425	Standard	425	853	990	Call Factory	Call Factory	Call Factory
HNXS01A008	-425	Standard	425	853	1,309	Call Factory	Call Factory	Call Factory
HNXS02A010	-850	Standard	850	1,706	1,332	Call Factory	Call Factory	Call Factory
HNXS02A013	-853	Standard	853	1,705	1,596	Call Factory	Call Factory	Call Factory
HNXS02A015	-853	Standard	853	1,705	2,593	Call Factory	Call Factory	Call Factory
HNXS03A020	-1,278	Standard	1,278	2,557	2,944	Call Factory	Call Factory	Call Factory
HNXS03A023	-1,278	Standard	1,278	2,557	4,202	Call Factory	Call Factory	Call Factory
HNXS04A026	-1,705	Standard	1,705	3,407	4,440	Call Factory	Call Factory	Call Factory
HNXS04A030	-1,705	Standard	1,705	3,407	5,921	Call Factory	Call Factory	Call Factory
HNXS05A033	-2,130	Standard	2,130	4,260	5,542	Call Factory	Call Factory	Call Factory
HNXS05A038	-2,130	Standard	2,130	4,260	7,388	Call Factory	Call Factory	Call Factory
HNXS06A045	-2,557	Standard	2,557	5,113	8,870	Call Factory	Call Factory	Call Factory
HNXS07A052	-2,982	Standard	2,982	5,965	10,351	Call Factory	Call Factory	Call Factory
HNXD04A020	-1,700	Standard	1,700	3,412	2,659	Call Factory	Call Factory	Call Factory
HNXD04A026	-1,705	Standard	1,705	3,407	3,925	Call Factory	Call Factory	Call Factory
HNXD04A030	-1,705	Standard	1,705	3,407	5,186	Call Factory	Call Factory	Call Factory
HNXD06A039	-2,557	Standard	2,557	5,113	5,886	Call Factory	Call Factory	Call Factory
HNXD06A045	-2,557	Standard	2,557	5,113	8,403	Call Factory	Call Factory	Call Factory
HNXD08A052	-3,407	Standard	3,407	6,817	8,882	Call Factory	Call Factory	Call Factory
HNXD08A061	-3,407	Standard	3,407	6,817	11,841	Call Factory	Call Factory	Call Factory
HNXD10A066	-4,260	Standard	4,260	8,521	11,084	Call Factory	Call Factory	Call Factory
HNXD10A076	-4,260	Standard	4,260	8,521	14,781	Call Factory	Call Factory	Call Factory
HNXD12A091	-5,113	Standard	5,113	10,225	17,741	Call Factory	Call Factory	Call Factory
HNXD14A104	-5,965	Standard	5,965	11,929	20,700	Call Factory	Call Factory	Call Factory

## 11 – 264 Ton

## Coil Options Pricing - All Models

### Can't Find An Option?

Other options and accessories might be available on a custom order basis. Please contact your local Sales Representative or Account Engineer for assistance.

### Condenser Fin and Coil Protection Options

Standard Fins Per Inch is 10. 8 FPI reduces the capacity of a model and 12 FPI and 14 FPI increase the capacity of a model.

Chandler Config Model	List Price Adder (\$US)							
	Fins Per Inch (FPI) Options				Coil Protection Options			
	8 FPI	10 FPI	12 FPI	14 FPI	Polyester Fin Protection	ElectroFin Coils	Bronz-Glow Coating	Copper Fin Coil
<b>Models with 830 RPM (1.5HP) Motors</b>								
HNLS01A007	-425	Standard	425	853	990	Call Factory	Call Factory	Call Factory
HNLS01A008	-425	Standard	425	853	1,309	Call Factory	Call Factory	Call Factory
HNLS02A010	-850	Standard	850	1,706	1,332	Call Factory	Call Factory	Call Factory
HNLS02A014	-853	Standard	853	1,705	1,596	Call Factory	Call Factory	Call Factory
HNLS02A016	-853	Standard	853	1,705	2,593	Call Factory	Call Factory	Call Factory
HNLS03A021	-1,278	Standard	1,278	2,557	2,944	Call Factory	Call Factory	Call Factory
HNLS03A024	-1,278	Standard	1,278	2,557	4,202	Call Factory	Call Factory	Call Factory
HNLS04A028	-1,705	Standard	1,705	3,407	4,440	Call Factory	Call Factory	Call Factory
HNLS04A032	-1,705	Standard	1,705	3,407	5,921	Call Factory	Call Factory	Call Factory
HNLS05A035	-2,130	Standard	2,130	4,260	5,542	Call Factory	Call Factory	Call Factory
HNLS05A042	-2,130	Standard	2,130	4,260	7,388	Call Factory	Call Factory	Call Factory
HNLS06A050	-2,557	Standard	2,557	5,113	8,870	Call Factory	Call Factory	Call Factory
HNLS07A055	-2,982	Standard	2,982	5,965	10,351	Call Factory	Call Factory	Call Factory
HNLD04A020	-1,700	Standard	1,700	3,412	2,659	Call Factory	Call Factory	Call Factory
HNLD04A028	-1,705	Standard	1,705	3,407	3,925	Call Factory	Call Factory	Call Factory
HNLD04A032	-1,705	Standard	1,705	3,407	5,186	Call Factory	Call Factory	Call Factory
HNLD06A042	-2,557	Standard	2,557	5,113	5,886	Call Factory	Call Factory	Call Factory
HNLD06A048	-2,557	Standard	2,557	5,113	8,403	Call Factory	Call Factory	Call Factory
HNLD08A056	-3,407	Standard	3,407	6,817	8,882	Call Factory	Call Factory	Call Factory
HNLD08A065	-3,407	Standard	3,407	6,817	11,841	Call Factory	Call Factory	Call Factory
HNLD10A071	-4,260	Standard	4,260	8,521	11,084	Call Factory	Call Factory	Call Factory
HNLD10A083	-4,260	Standard	4,260	8,521	14,781	Call Factory	Call Factory	Call Factory
HNLD12A100	-5,113	Standard	5,113	10,225	17,741	Call Factory	Call Factory	Call Factory
HNLD14A110	-5,965	Standard	5,965	11,929	20,700	Call Factory	Call Factory	Call Factory
<b>Models with 1140 RPM (1.5HP) Motors</b>								
HNHS01A007	-425	Standard	425	853	990	Call Factory	Call Factory	Call Factory
HNHS01A009	-425	Standard	425	853	1,309	Call Factory	Call Factory	Call Factory
HNHS02A011	-850	Standard	850	1,706	1,332	Call Factory	Call Factory	Call Factory
HNHS02A015	-853	Standard	853	1,705	1,596	Call Factory	Call Factory	Call Factory
HNHS02A017	-853	Standard	853	1,705	2,593	Call Factory	Call Factory	Call Factory
HNHS03A022	-1,278	Standard	1,278	2,557	2,944	Call Factory	Call Factory	Call Factory
HNHS03A026	-1,278	Standard	1,278	2,557	4,202	Call Factory	Call Factory	Call Factory
HNHS04A029	-1,705	Standard	1,705	3,407	4,440	Call Factory	Call Factory	Call Factory
HNHS04A034	-1,705	Standard	1,705	3,407	5,921	Call Factory	Call Factory	Call Factory
HNHS05A037	-2,130	Standard	2,130	4,260	5,542	Call Factory	Call Factory	Call Factory
HNHS05A044	-2,130	Standard	2,130	4,260	7,388	Call Factory	Call Factory	Call Factory

11 – 264 Ton

Coil Options Pricing - All Models

### Can't Find An Option?

Other options and accessories might be available on a custom order basis. Please contact your local Sales Representative or Account Engineer for assistance.

### Condenser Fin and Coil Protection Options

Standard Fins Per Inch is 10. 8 FPI reduces the capacity of a model and 12 FPI and 14 FPI increase the capacity of a model.

Chandler Config Model	List Price Adder (\$US)							
	Fins Per Inch (FPI) Options				Coil Protection Options			
	8 FPI	10 FPI	12 FPI	14 FPI	Polyester Fin Protection	ElectroFin Coils	Bronz-Glow Coating	Copper Fin Coil
HNHS06A053	-2,557	Standard	2,557	5,113	8,870	Call Factory	Call Factory	Call Factory
HNHS07A061	-2,982	Standard	2,982	5,965	10,351	Call Factory	Call Factory	Call Factory
HNHD04A021	-1,700	Standard	1,700	3,412	2,659	Call Factory	Call Factory	Call Factory
HNHD04A029	-1,705	Standard	1,705	3,407	3,925	Call Factory	Call Factory	Call Factory
HNHD04A034	-1,705	Standard	1,705	3,407	5,186	Call Factory	Call Factory	Call Factory
HNHD06A044	-2,557	Standard	2,557	5,113	5,886	Call Factory	Call Factory	Call Factory
HNHD06A051	-2,557	Standard	2,557	5,113	8,403	Call Factory	Call Factory	Call Factory
HNHD08A058	-3,407	Standard	3,407	6,817	8,882	Call Factory	Call Factory	Call Factory
HNHD08A068	-3,407	Standard	3,407	6,817	11,841	Call Factory	Call Factory	Call Factory
HNHD10A074	-4,260	Standard	4,260	8,521	11,084	Call Factory	Call Factory	Call Factory
HNHD10A088	-4,260	Standard	4,260	8,521	14,781	Call Factory	Call Factory	Call Factory
HNHD12A106	-5,113	Standard	5,113	10,225	17,741	Call Factory	Call Factory	Call Factory
HNHD14A122	-5,965	Standard	5,965	11,929	20,700	Call Factory	Call Factory	Call Factory



## 11 – 264 Ton

## Coil Options Pricing - All Models

### Can't Find An Option?

Other options and accessories might be available on a custom order basis. Please contact your local Sales Representative or Account Engineer for assistance.

### Condenser Fin and Coil Protection Options

Standard Fins Per Inch is 10. 8 FPI reduces the capacity of a model and 12 FPI and 14 FPI increase the capacity of a model.

Chandler Config Model	List Price Adders (\$US)							
	Fins Per Inch (FPI) Options				Coil Protection Options			
	8 FPI	10 FPI	12 FPI	14 FPI	Polyester Fin Protection	ElectroFin Coils	Bronz-Glow Coating	Copper Fin Coil
<b>Models with Rail-Mount VSEC (1140 RPM) Motors</b>								
HNKS01A007	-425	Standard	425	853	990	Call Factory	Call Factory	Call Factory
HNKS01A009	-425	Standard	425	853	1,309	Call Factory	Call Factory	Call Factory
HNKS02A011	-850	Standard	850	1,706	1,332	Call Factory	Call Factory	Call Factory
HNKS02A015	-853	Standard	853	1,705	1,596	Call Factory	Call Factory	Call Factory
HNKS02A017	-853	Standard	853	1,705	2,593	Call Factory	Call Factory	Call Factory
HNKS03A022	-1,278	Standard	1,278	2,557	2,944	Call Factory	Call Factory	Call Factory
HNKS03A026	-1,278	Standard	1,278	2,557	4,202	Call Factory	Call Factory	Call Factory
HNKS04A029	-1,705	Standard	1,705	3,407	4,440	Call Factory	Call Factory	Call Factory
HNKS04A034	-1,705	Standard	1,705	3,407	5,921	Call Factory	Call Factory	Call Factory
HNKS05A037	-2,130	Standard	2,130	4,260	5,542	Call Factory	Call Factory	Call Factory
HNKS05A044	-2,130	Standard	2,130	4,260	7,388	Call Factory	Call Factory	Call Factory
HNKS06A053	-2,557	Standard	2,557	5,113	8,870	Call Factory	Call Factory	Call Factory
HNKS07A061	-2,982	Standard	2,982	5,965	10,351	Call Factory	Call Factory	Call Factory
HNKD04A021	-1,700	Standard	1,700	3,412	2,659	Call Factory	Call Factory	Call Factory
HNKD04A029	-1,705	Standard	1,705	3,407	3,925	Call Factory	Call Factory	Call Factory
HNKD04A034	-1,705	Standard	1,705	3,407	5,186	Call Factory	Call Factory	Call Factory
HNKD06A044	-2,557	Standard	2,557	5,113	5,886	Call Factory	Call Factory	Call Factory
HNKD06A051	-2,557	Standard	2,557	5,113	8,403	Call Factory	Call Factory	Call Factory
HNKD08A058	-3,407	Standard	3,407	6,817	8,882	Call Factory	Call Factory	Call Factory
HNKD08A068	-3,407	Standard	3,407	6,817	11,841	Call Factory	Call Factory	Call Factory
HNKD10A074	-4,260	Standard	4,260	8,521	11,084	Call Factory	Call Factory	Call Factory
HNKD10A088	-4,260	Standard	4,260	8,521	14,781	Call Factory	Call Factory	Call Factory
HNKD12A106	-5,113	Standard	5,113	10,225	17,741	Call Factory	Call Factory	Call Factory
HNKD14A122	-5,965	Standard	5,965	11,929	20,700	Call Factory	Call Factory	Call Factory
<b>Models with Rail-Mount VSEC (830 RPM) Motors</b>								
HNJS01A007	-425	Standard	425	853	990	Call Factory	Call Factory	Call Factory
HNJS01A008	-425	Standard	425	853	1,309	Call Factory	Call Factory	Call Factory
HNJS02A010	-850	Standard	850	1,706	1,332	Call Factory	Call Factory	Call Factory
HNJS02A014	-853	Standard	853	1,705	1,596	Call Factory	Call Factory	Call Factory
HNJS02A016	-853	Standard	853	1,705	2,593	Call Factory	Call Factory	Call Factory
HNJS03A021	-1,278	Standard	1,278	2,557	2,944	Call Factory	Call Factory	Call Factory
HNJS03A024	-1,278	Standard	1,278	2,557	4,202	Call Factory	Call Factory	Call Factory
HNJS04A028	-1,705	Standard	1,705	3,407	4,440	Call Factory	Call Factory	Call Factory
HNJS04A032	-1,705	Standard	1,705	3,407	5,921	Call Factory	Call Factory	Call Factory
HNJS05A035	-2,130	Standard	2,130	4,260	5,542	Call Factory	Call Factory	Call Factory
HNJS05A042	-2,130	Standard	2,130	4,260	7,388	Call Factory	Call Factory	Call Factory

11 – 264 Ton

Coil Options Pricing - All Models

### Can't Find An Option?

Other options and accessories might be available on a custom order basis. Please contact your local Sales Representative or Account Engineer for assistance.

### Condenser Fin and Coil Protection Options

Standard Fins Per Inch is 10. 8 FPI reduces the capacity of a model and 12 FPI and 14 FPI increase the capacity of a model.

Chandler Config Model	List Price Adders (\$US)							
	Fins Per Inch (FPI) Options				Coil Protection Options			
	8 FPI	10 FPI	12 FPI	14 FPI	Polyester Fin Protection	ElectroFin Coils	Bronz-Glow Coating	Copper Fin Coil
HNJS06A050	-2,557	Standard	2,557	5,113	8,870	Call Factory	Call Factory	Call Factory
HNJS07A055	-2,982	Standard	2,982	5,965	10,351	Call Factory	Call Factory	Call Factory
HNJD04A020	-1,700	Standard	1,700	3,412	2,659	Call Factory	Call Factory	Call Factory
HNJD04A028	-1,705	Standard	1,705	3,407	3,925	Call Factory	Call Factory	Call Factory
HNJD04A032	-1,705	Standard	1,705	3,407	5,186	Call Factory	Call Factory	Call Factory
HNJD06A042	-2,557	Standard	2,557	5,113	5,886	Call Factory	Call Factory	Call Factory
HNJD06A048	-2,557	Standard	2,557	5,113	8,403	Call Factory	Call Factory	Call Factory
HNJD08A056	-3,407	Standard	3,407	6,817	8,882	Call Factory	Call Factory	Call Factory
HNJD08A065	-3,407	Standard	3,407	6,817	11,841	Call Factory	Call Factory	Call Factory
HNJD10A071	-4,260	Standard	4,260	8,521	11,084	Call Factory	Call Factory	Call Factory
HNJD10A083	-4,260	Standard	4,260	8,521	14,781	Call Factory	Call Factory	Call Factory
HNJD12A100	-5,113	Standard	5,113	10,225	17,741	Call Factory	Call Factory	Call Factory
HNJD14A110	-5,965	Standard	5,965	11,929	20,700	Call Factory	Call Factory	Call Factory

### Microchannel Condenser

**Page left blank intentionally. Microchannel Condenser is discontinued.**

**Microchannel Condenser**

**Page left blank intentionally. Microchannel Condenser is discontinued.**

## Microchannel Condenser

**Page left blank intentionally. Microchannel Condenser is discontinued.**

### FN Fluid Coolers

### Overview



#### Product Description

Direct drive fluid coolers with vertical air flow are designed to save time on installation, provide excellent performance, long service life and a wide range of performance selections. These units are ideal for commercial/industrial locations.

#### Certifications



#### Standard Features

- 10 fins per inch spacing standard. 8, 12, and 14 fins per inch spacing available as an option.
- 1/2" models feature a Floating Tube coil design and 5/8" models feature a bushing plate floating tube coil design. These coil designs virtually eliminate tube sheet leaks. Coil includes a 5 year leak warranty at tube sheets and center supports.
- Internal baffles provided between all fan cells
- Fluid Coolers from 1 to 5 fans in length are available with 1/2" diameter tubes to maximize heat transfer. Fluid Coolers from 3 to 6 fans in length are available with 5/8" diameter tubes to minimize fluid pressure drop.
- Wide selection of circuit options maximize performance at minimal cost
- Coated steel fan guards for optimal corrosion protection
- Weather resistant control panel with factory-mounted door interrupt disconnect switch
- Coils are fabricated with corrugated aluminum fins with staggered copper tubes for optimum heat transfer. All units are pressure tested prior to shipment
- 2 year product warranty

#### Models with Variable Speed EC Motors (VSEC) - FNE Models

- EC motor, swept fan blade and venture incorporating integrated variable speed technology
- Aluminum housing for an attractive appearance and corrosion protection, with painted galvanized steel, or galvanized steel as an option
- Side access panels for ease of cleaning coils
- 3-year warranty on EC Motors

#### Models with 830 or 540 RPM Fixed Speed Motors - FNL or FNQ Models

- Direct drive fan motors in 830 or 540 RPM
- Fan blade provides an unprecedented sound level of 49.6 dBA (540 RPM @ 10 ft.)
- ServiceEase motor mount feature, allows for ease of motor service and reduces likelihood of damage to the coils during servicing
- Coils incorporate the latest advancements in coil technology to provide maximum capacity
- Galvanized steel housing
- High efficiency, three-phase fan motors with ball bearings and internal overload protection

#### Models with 1140 RPM Fixed Speed Motors - FNH Models

- Direct drive fan motors
- Patented ServiceEase motor mount
- New, high efficiency coil designed for optimum performance
- Galvanized steel housing
- High efficiency, three-phase fan motors with ball bearings and internal overload protection

#### Nomenclature

F	N	H	S	01	H	3	01
Product Line	Vintage	Model	Width	Fans	Tube Diameter	Rows	Coil Model #
F = Fluid Coolers		H = 1140 RPM, 1.5 HP L = 830 RPM, 1.5 HP Q = 540 RPM, 0.5 HP E = VSEC Motor	S = Single D = Double	# of Fans (01 - 12)	H = 1/2" F = 5/8"	# of Rows (2 - 4)	

## FN Fluid Coolers

## FNH Models 1.5 HP 1140 RPM Motors

### Need to customize?

- Look on page starting 196 for factory-installed fan cycling, electrical, and mechanical options.
- Look on page starting 198 for condenser fin and coil protection options.

### Configurable Models, Motor Voltages, & List Prices

Specify model motor voltage at time of order

Chandler Config Model	List Price by Motor Voltage (\$US)		Fan Config.
	208-230/3/60	460/3/60	
1/2" Diameter - Single Row Models			
FNHS01H301	8,578	8,578	1x1
FNHS01H402	10,965	10,965	1x1
FNHS02H203	13,685	13,685	1x2
FNHS02H304	16,562	16,562	1x2
FNHS02H405	20,767	20,767	1x2
FNHS03H306	25,832	25,832	1x3
FNHS03H407	29,307	29,307	1x3
FNHS04H308	33,448	33,448	1x4
FNHS04H409	38,296	38,296	1x4
FNHS05H310	43,955	43,955	1x5
FNHS05H411	50,756	50,756	1x5
1/2" Diameter - Double Row Models			
FNHD04H212	27,513	27,513	2x2
FNHD04H313	33,604	33,604	2x2
FNHD04H414	39,084	39,084	2x2
FNHD06H315	50,785	50,785	2x3
FNHD06H416	60,590	60,590	2x3
FNHD08H317	69,514	69,514	2x4
FNHD08H418	81,655	81,655	2x4
FNHD10H319	87,033	87,033	2x5
FNHD10H420	100,964	100,964	2x5
5/8" Diameter - Single Row Models			
FNHS03F301	30,176	30,176	1x3
FNHS03F402	35,100	35,100	1x3
FNHS04F303	39,752	39,752	1x4
FNHS04F404	46,628	46,628	1x4
FNHS05F305	51,749	51,749	1x5
FNHS05F406	61,024	61,024	1x5
FNHS06F307	64,465	64,465	1x6
FNHS06F408	71,738	71,738	1x6
5/8" Diameter - Double Row Models			
FNHD06F311	59,906	59,906	2x3
FNHD06F412	72,549	72,549	2x3
FNHD08F313	82,181	82,181	2x4
FNHD08F414	98,320	98,320	2x4
FNHD10F315	102,619	102,619	2x5
FNHD10F416	121,499	121,499	2x5
FNHD12F317	132,605	132,605	2x6
FNHD12F418	147,150	147,150	2x6

#### Notes:

For sizing and selection assistance, use Heatcraft software tool, THE HUB or contact your local Sales Representative or Account Engineer.



## FN Fluid Coolers

## FNL Models 1.5 HP 830 RPM Motors

### Need to customize?

- Look on page starting 196 for factory-installed fan cycling, electrical, and mechanical options.
- Look on page starting 198 for condenser fin and coil protection options.

### Configurable Models, Motor Voltages, & List Prices

Specify model motor voltage at time of order

Chandler Config Model	List Price by Motor Voltage (\$US)		Fan Config.
	208-230/3/60	460/3/60	
1/2" Diameter - Single Row Models			
FNLS01H321	8,879	8,879	1x1
FNLS01H422	11,348	11,348	1x1
FNLS02H223	14,165	14,165	1x2
FNLS02H324	17,141	17,141	1x2
FNLS02H425	21,493	21,493	1x2
FNLS03H326	26,736	26,736	1x3
FNLS03H427	30,333	30,333	1x3
FNLS04H328	34,619	34,619	1x4
FNLS04H429	39,636	39,636	1x4
FNLS05H330	45,493	45,493	1x5
FNLS05H431	52,533	52,533	1x5
1/2" Diameter - Double Row Models			
FNLD04H232	28,475	28,475	2x2
FNLD04H333	34,780	34,780	2x2
FNLD04H434	40,452	40,452	2x2
FNLD06H335	52,564	52,564	2x3
FNLD06H436	62,712	62,712	2x3
FNLD08H337	71,947	71,947	2x4
FNLD08H438	84,512	84,512	2x4
FNLD10H339	90,078	90,078	2x5
FNLD10H440	104,498	104,498	2x5
5/8" Diameter - Single Row Models			
FNLS03F321	31,232	31,232	1x3
FNLS03F422	36,329	36,329	1x3
FNLS04F323	41,143	41,143	1x4
FNLS04F424	48,261	48,261	1x4
FNLS05F325	53,560	53,560	1x5
FNLS05F426	63,160	63,160	1x5
FNLS06F327	66,721	66,721	1x6
FNLS06F428	74,249	74,249	1x6
5/8" Diameter - Double Row Models			
FNLD06F331	62,003	62,003	2x3
FNLD06F432	75,088	75,088	2x3
FNLD08F333	85,057	85,057	2x4
FNLD08F434	101,762	101,762	2x4
FNLD10F335	106,211	106,211	2x5
FNLD10F436	125,751	125,751	2x5
FNLD12F337	137,246	137,246	2x6
FNLD12F438	152,300	152,300	2x6

#### Notes:

For sizing and selection assistance, use Heatcraft software tool, THE HUB or contact your local Sales Representative or Account Engineer.

## FN Fluid Coolers

## FNQ Models 0.5 HP 540 RPM Motors

### Need to customize?

- Look on page starting 196 for factory-installed fan cycling, electrical, and mechanical options.
- Look on page starting 198 for condenser fin and coil protection options.

### Configurable Models, Motor Voltages, & List Prices

Specify model motor voltage at time of order

Chandler Config Model	List Price by Motor Voltage (\$US)		Fan Config.
	208-230/3/60	460/3/60	
1/2" Diameter - Single Row Models			
FNQS01H341	8,578	8,578	1x1
FNQS01H442	10,965	10,965	1x1
FNQS02H243	13,685	13,685	1x2
FNQS02H344	16,562	16,562	1x2
FNQS02H445	20,767	20,767	1x2
FNQS03H346	25,832	25,832	1x3
FNQS03H447	29,307	29,307	1x3
FNQS04H348	33,448	33,448	1x4
FNQS04H449	38,296	38,296	1x4
FNQS05H350	43,955	43,955	1x5
FNQS05H451	50,756	50,756	1x5
1/2" Diameter - Double Row Models			
FNQD04H252	27,513	27,513	2x2
FNQD04H353	33,604	33,604	2x2
FNQD04H454	39,084	39,084	2x2
FNQD06H355	50,785	50,785	2x3
FNQD06H456	60,590	60,590	2x3
FNQD08H357	69,514	69,514	2x4
FNQD08H458	81,655	81,655	2x4
FNQD10H359	87,033	87,033	2x5
FNQD10H460	100,964	100,964	2x5
5/8" Diameter - Single Row Models			
FNQS03F341	30,176	30,176	1x3
FNQS03F442	35,100	35,100	1x3
FNQS04F343	39,752	39,752	1x4
FNQS04F444	46,628	46,628	1x4
FNQS05F345	51,749	51,749	1x5
FNQS05F446	61,024	61,024	1x5
FNQS06F347	64,465	64,465	1x6
FNQS06F448	71,738	71,738	1x6
5/8" Diameter - Double Row Models			
FNQD06F351	59,906	59,906	2x3
FNQD06F452	72,549	72,549	2x3
FNQD08F353	82,181	82,181	2x4
FNQD08F454	98,320	98,320	2x4
FNQD10F355	102,619	102,619	2x5
FNQD10F456	121,499	121,499	2x5
FNQD12F357	132,605	132,605	2x6
FNQD12F458	147,150	147,150	2x6

#### Notes:

For sizing and selection assistance, use Heatcraft software tool, THE HUB or contact your local Sales Representative or Account Engineer.

## FN Fluid Coolers

## FNE Models VSEC Motors

### Need to customize?

- Look on page starting 195 for factory-installed fan cycling, electrical, and mechanical options.
- Look on page starting 198 for condenser fin and coil protection options.

## Configurable Models, Motor Voltages, & List Prices

Specify model motor voltage at time of order

Chandler Config Model	List Price by Motor Voltage (\$US)		Fan Config.
	208-230/3/60	460/3/60	
1/2" Diameter - Single Row Models			
FNES01H361	16,556	16,556	1x1
FNES01H462	21,162	21,162	1x1
FNES02H263	26,413	26,413	1x2
FNES02H364	31,964	31,964	1x2
FNES02H465	40,078	40,078	1x2
FNES03H366	49,856	49,856	1x3
FNES03H467	56,563	56,563	1x3
FNES04H368	64,554	64,554	1x4
FNES04H469	73,912	73,912	1x4
FNES05H370	84,835	84,835	1x5
FNES05H471	97,962	97,962	1x5
1/2" Diameter - Double Row Models			
FNED04H272	53,101	53,101	2x2
FNED04H373	64,856	64,856	2x2
FNED04H474	75,432	75,432	2x2
FNED06H375	98,018	98,018	2x3
FNED06H476	116,939	116,939	2x3
FNED08H377	134,161	134,161	2x4
FNED08H478	157,593	157,593	2x4
FNED10H379	167,973	167,973	2x5
FNED10H480	194,860	194,860	2x5
5/8" Diameter - Single Row Models			
FNES03F361	58,242	58,242	1x3
FNES03F462	67,743	67,743	1x3
FNES04F363	76,722	76,722	1x4
FNES04F464	89,992	89,992	1x4
FNES05F365	99,875	99,875	1x5
FNES05F466	117,776	117,776	1x5
FNES06F367	124,417	124,417	1x6
FNES06F468	138,454	138,454	1x6
5/8" Diameter - Double Row Models			
FNED06F371	115,619	115,619	2x3
FNED06F472	140,021	140,021	2x3
FNED08F373	158,609	158,609	2x4
FNED08F474	189,758	189,758	2x4
FNED10F375	198,056	198,056	2x5
FNED10F476	234,493	234,493	2x5
FNED12F377	255,928	255,928	2x6
FNED12F478	284,000	284,000	2x6

#### Notes:

For sizing and selection assistance, use Heatcraft software tool, THE HUB or contact your local Sales Representative or Account Engineer.

## FN Fluid Coolers

## Options Pricing - VSEC Models

### Can't Find An Option?

Other options and accessories might be available on a custom order basis. Please contact your local Sales Representative or Account Engineer for assistance.

### Factory-Installed Fan Cycling, Electrical, and Mechanical Options

- Motors are 208-230/3/60 or 460/3/60.
- Fused disconnect option is only available on units with an MOP of 60 or less. Please see accompanying technical specifications.

Option Code	Option Description	List Price Adder by Fan Configuration (US\$)										
		1x1	1x2	1x3	1x4	1x5	1x6	2x2	2x3	2x4	2x5	2x6
Fan Cycling Options												
FC.019	Proportional Lvg Fluid Temp Control	2,331	2,331	2,331	2,331	2,331	2,331	4,659	4,659	4,659	4,659	4,659
Electrical Options												
DISC.002	Fused Disconnect	508	744	1,021	1,276	1,528	1,021	1,528	2,043	2,553	3,057	3,057
MP.002	Individual Motor Fuses	510	765	1,020	1,275	1,530	1,020	1,530	2,040	2,550	3,060	3,060
MP.004	Paired Motor Fuses	-	-	-	-	-	-	765	1,020	1,275	1,530	1,530
MP.003	Individual Circuit Breakers (230V or 460V)	1,016	1,524	2,032	2,540	3,048	2,032	3,048	4,064	5,080	6,096	6,096
MP.005	Paired Circuit Breakers (230V or 460V)	-	-	-	-	-	-	1,525	2,032	2,540	3,048	3,048
MTB.001	Individual Motor Terminal Boards	357	534	713	891	1,069	713	1,069	1,426	1,782	2,139	2,411
MTB.002	Paired Motor Terminal Boards	-	-	-	-	-	-	534	713	891	1,069	1,069
Mechanical Options												
CM.003	Painted Cabinet w/ Side Access	-	-	-	-	-	-	-	-	-	-	-
CM.004	Galvanized Cabinet w/ Side Access	-566	-849	-1,132	-1,415	-1,698	-1,132	-1,698	-2,264	-2,830	-3,396	-3,396
LEGS.002	Extended Legs, 30"	127	255	191	382	447	127	255	191	382	447	447
LEGS.003	Extended Legs, 36"	127	255	191	382	447	127	255	191	382	447	447
LEGS.004	Extended Legs, 42"	127	255	191	382	447	127	255	191	382	447	447
LEGS.005	Unit Frame, Std. Legs, 20"	2,602	3,403	4,874	5,898	7,034	2,602	3,403	4,874	5,898	7,034	7,034
LEGS.006	Unit Frame, Ext. Legs, 42"	2,857	3,785	5,382	6,533	7,799	2,857	3,785	5,382	6,533	7,799	7,799

## FN Fluid Coolers

## Options Pricing - FNH/FNL/FNQ Models

### Can't Find An Option?

Other options and accessories might be available on a custom order basis. Please contact your local Sales Representative or Account Engineer for assistance.

### Factory-Installed Fan Cycling, Electrical, and Mechanical Options

- Fans are cycled in pairs on double wide units.
- Motor circuit breakers are not available on 575V units.
- Motor terminal boards are not available on units with fan cycling.
- When ordering toggle switch option, please specify whether switches are to be internally or externally mounted.
- Fused disconnect option is only available on units with an MOP of 60 or less. Please see accompanying technical specifications.

- Fan cycling kit does not include control circuit transformer. Optional factory installed control transformers are available to convert 460V or 575V main power supplies to 230V, 115V or 24V control power or 230V main power to 115V or 24V control power.

Option Code	Option Description	List Price Adder by Fan Configuration (US\$)										
		1x1	1x2	1x3	1x4	1x5	1x6	2x2	2x3	2x4	2x5	2x6
Fan Cycling Options (Must Select Fan Cycling and Contactor Option)												
FCC.004	Individual Motor Contactors: 230V, 115V, or 24V	255	510	765	1,020	1,275	1,530	1,020	1,530	2,040	2,550	3,060
FCC.001	Paired Motor Contactors: 230V, 115V, or 24V	-	-	-	-	-	-	510	765	1,020	1,275	1,530
FC.003	Lvg. Fluid Temperature Fan Cycling (Elec.)	1,790	2,177	3,448	4,716	5,989	6,978	2,177	3,448	4,716	5,989	5,989
Electrical Options												
CV.002	Control Circuit Transformer: 230V, 115V, or 24V	603	603	603	603	603	603	603	603	603	603	603
MP.002	Individual Motor Fuses	255	510	765	1,020	1,275	1,530	1,020	1,530	2,040	2,550	3,060
MP.004	Paired Motor Fuses	-	-	-	-	-	-	510	765	1,020	1,275	1,530
MP.003	Individual Circuit Breakers (230V or 460V)	508	1,016	1,524	2,032	2,540	3,048	2,032	3,048	4,064	5,080	6,096
MP.005	Paired Circuit Breakers (230V or 460V)	-	-	-	-	-	-	1,015	1,525	2,032	2,540	3,048
MTB.001	Individual Motor Terminal Boards	178	357	534	713	891	1,069	713	1,069	1,426	1,782	2,411
MTB.002	Paired Motor Terminal Boards	-	-	-	-	-	-	357	534	713	891	1,069
FCS.002	Fan Toggle Switches	106	214	317	424	531	639	424	639	852	1,064	1,271
FCS.004	Paired Fan Toggle Switches	-	-	-	-	-	-	214	317	424	531	639
DISC.002	Fused Disconnect	255	508	744	1,021	1,276	1,528	1,021	1,528	2,043	2,553	3,057
COND.002	Sealtite Wiring to Electrical Box	736	1,475	2,212	2,949	3,685	4,426	2,949	4,425	5,898	7,090	8,507
Mechanical Options												
CM.002	Aluminum Cabinet	283	566	849	1,132	1,415	1,698	1,132	1,698	2,264	2,830	3,396
CM.003	Pre-Painted Steel Cabinet	283	566	849	1,132	1,415	1,698	1,132	1,698	2,264	2,830	3,396
CM.004	Coil Access Panels, Galv	568	1,136	1,704	2,272	2,840	3,408	2,272	3,408	4,544	5,680	6,816
CM.005	Coil Access Panels, Aluminum	568	1,136	1,704	2,272	2,840	3,408	2,272	3,408	4,544	5,680	6,816
CM.006	Coil Access Panels, Painted Steel	568	1,136	1,704	2,272	2,840	3,408	2,272	3,408	4,544	5,680	6,816
VEN.002	Hinged Venturi	603	1,206	1,809	2,412	3,015	3,618	2,412	3,618	4,824	6,030	7,236
LEGS.002	Extended Legs, 30"	127	127	255	191	382	447	127	255	191	382	447
LEGS.003	Extended Legs, 36"	127	127	255	191	382	447	127	255	191	382	447
LEGS.004	Extended Legs, 42"	127	127	255	191	382	447	127	255	191	382	447
LEGS.005	Unit Frame, Std. Legs, 20"	1,804	2,602	3,403	4,874	5,898	7,034	2,602	3,403	4,874	5,898	7,034
LEGS.006	Unit Frame, Ext. Legs, 42"	1,929	2,857	3,785	5,382	6,533	7,799	2,857	3,785	5,382	6,533	7,799

## FN Fluid Coolers

## Connections Options - All Models

### Can't Find An Option?

Other options and accessories might be available on a custom order basis. Please contact your local Sales Representative or Account Engineer for assistance.

### Connection Options - All Models

Option Code	Row of Fans	Number of Feeds	Connection Size	List Price Adder (\$US)
<b>Threaded Connection</b>				
THD.020	1	9 - 18	2" MPT	456
THD.025	1	21-28	2-1/2" MPT	713
THD.030	1	42	3" MPT	1,215
THD.220	2	18 - 36	2" MPT	914
THD.225	2	42 - 56	2-1/2" MPT	1,426
THD.230	2	84	3" MPT	2,428
<b>Flanged Connection</b>				
FLG.020	1	9-18	2"	1,052
FLG.025	1	21 - 28	2-1/2"	1,215
FLG.030	1	42	3"	1,537
FLG.220	2	18 - 36	2"	2,128
FLG.225	2	42 - 56	2-1/2"	2,428
FLG.230	2	84	3"	3,074

## FN Fluid Coolers

## Coil Options Pricing - All Models

### Can't Find An Option?

Other options and accessories might be available on a custom order basis. Please contact your local Sales Representative or Account Engineer for assistance.

### Condenser Fin and Coil Protection Options

Standard Fins Per Inch is 10. 8 FPI reduces the capacity of a model and 12 FPI and 14 FPI increase the capacity of a model.

Chandler Config Model	List Price Adders (\$US)						
	Fins Per Inch (FPI) Options				Coil Protection Options		
	8 FPI	10 FPI	12 FPI	14 FPI	Polyester Fin Protection	Bronz-Glow Coating	Copper Fin Coil
<b>Models with 1140 RPM (1.5HP) Motors - Single Row (1/2" Diameter)</b>							
FNHS01H301	-425	Standard	425	852	990	4,609	4,686
FNHS01H402	-425	Standard	425	852	1,309	4,643	6,694
FNHS02H203	-850	Standard	850	1,706	1,332	6,648	6,694
FNHS02H304	-852	Standard	852	1,703	1,596	7,540	11,259
FNHS02H405	-852	Standard	852	1,703	2,593	7,856	15,216
FNHS03H306	-1,277	Standard	1,277	2,553	2,944	10,471	18,259
FNHS03H407	-1,277	Standard	1,277	2,553	4,202	11,158	25,562
FNHS04H308	-1,703	Standard	1,703	3,404	4,440	13,973	26,781
FNHS04H409	-1,703	Standard	1,703	3,404	5,921	14,406	31,648
FNHS05H310	-2,128	Standard	2,128	4,256	5,542	16,623	32,866
FNHS05H411	-2,128	Standard	2,128	4,256	7,388	17,558	41,996
<b>Models with 1140 RPM (1.5HP) Motors - Double Row (1/2" Diameter)</b>							
FNHD04H212	-1,700	Standard	1,700	3,412	2,659	13,295	13,998
FNHD04H313	-1,703	Standard	1,703	3,404	3,925	15,080	24,344
FNHD04H414	-1,703	Standard	1,703	3,404	5,186	15,710	33,475
FNHD06H315	-2,553	Standard	2,553	5,107	5,886	20,941	38,953
FNHD06H416	-2,553	Standard	2,553	5,107	8,403	22,315	54,212
FNHD08H317	-3,404	Standard	3,404	6,808	8,882	27,947	54,777
FNHD08H418	-3,404	Standard	3,404	6,808	11,841	28,812	65,429
FNHD10H319	-4,256	Standard	4,256	8,512	11,084	33,245	67,984
FNHD10H420	-4,256	Standard	4,256	8,512	14,781	35,117	87,644
<b>Models with 1140 RPM (1.5HP) Motors - Single Row (5/8" Diameter)</b>							
FNHS03F301	-1,277	Standard	1,277	2,553	2,944	10,471	18,259
FNHS03F402	-1,277	Standard	1,277	2,553	4,202	11,158	25,562
FNHS04F303	-1,703	Standard	1,703	3,404	4,440	13,973	26,781
FNHS04F404	-1,703	Standard	1,703	3,404	5,921	14,406	31,648
FNHS05F305	-2,128	Standard	2,128	4,256	5,542	16,623	32,866
FNHS05F406	-2,128	Standard	2,128	4,256	7,388	17,558	41,996
FNHS06F307	-2,553	Standard	2,553	5,107	7,761	18,921	48,234
FNHS06F408	-2,553	Standard	2,553	5,107	8,870	19,356	51,125
<b>Models with 1140 RPM (1.5HP) Motors - Double Row (5/8" Diameter)</b>							
FNHD06F311	-2,553	Standard	2,553	5,107	5,886	20,941	38,953
FNHD06F412	-2,553	Standard	2,553	5,107	8,403	22,315	54,212
FNHD08F313	-3,404	Standard	3,404	6,808	8,882	27,947	54,777
FNHD08F414	-3,404	Standard	3,404	6,808	11,841	28,812	65,429
FNHD10F315	-4,256	Standard	4,256	8,512	11,084	33,245	67,984



## FN Fluid Coolers

## Coil Options Pricing - All Models

### Can't Find An Option?

Other options and accessories might be available on a custom order basis. Please contact your local Sales Representative or Account Engineer for assistance.

### Condenser Fin and Coil Protection Options

Standard Fins Per Inch is 10. 8 FPI reduces the capacity of a model and 12 FPI and 14 FPI increase the capacity of a model.

Chandler Config Model	List Price Adders (\$US)						
	Fins Per Inch (FPI) Options				Coil Protection Options		
	8 FPI	10 FPI	12 FPI	14 FPI	Polyester Fin Protection	Bronz-Glow Coating	Copper Fin Coil
FNHD10F416	-4,256	Standard	4,256	8,512	14,781	35,117	87,644
FNHD12F317	-5,107	Standard	5,107	10,214	15,521	37,842	96,468
FNHD12F418	-5,107	Standard	5,107	10,214	17,741	38,776	107,119
<b>Models with 830 RPM (1.5HP) Motors - Single Row (1/2" Diameter)</b>							
FNLS01H321	-425	Standard	425	852	990	4,609	4,686
FNLS01H422	-425	Standard	425	852	1,309	4,643	6,694
FNLS02H223	-850	Standard	850	1,706	1,332	6,648	6,694
FNLS02H324	-852	Standard	852	1,703	1,596	7,540	11,259
FNLS02H425	-852	Standard	852	1,703	2,593	7,856	15,216
FNLS03H326	-1,277	Standard	1,277	2,553	2,944	10,471	18,259
FNLS03H427	-1,277	Standard	1,277	2,553	4,202	11,158	25,562
FNLS04H328	-1,703	Standard	1,703	3,404	4,440	13,973	26,781
FNLS04H429	-1,703	Standard	1,703	3,404	5,921	14,406	31,648
FNLS05H330	-2,128	Standard	2,128	4,256	5,542	16,623	32,866
FNLS05H431	-2,128	Standard	2,128	4,256	7,388	17,558	41,996
<b>Models with 830 RPM (1.5HP) Motors - Double Row (1/2" Diameter)</b>							
FNLD04H232	-1,700	Standard	1,700	3,412	2,659	13,295	13,998
FNLD04H333	-1,703	Standard	1,703	3,404	3,925	15,080	24,344
FNLD04H434	-1,703	Standard	1,703	3,404	5,186	15,710	33,475
FNLD06H335	-2,553	Standard	2,553	5,107	5,886	20,941	38,953
FNLD06H436	-2,553	Standard	2,553	5,107	8,403	22,315	54,212
FNLD08H337	-3,404	Standard	3,404	6,808	8,882	27,947	54,777
FNLD08H438	-3,404	Standard	3,404	6,808	11,841	28,812	65,429
FNLD10H339	-4,256	Standard	4,256	8,512	11,084	33,245	67,984
FNLD10H440	-4,256	Standard	4,256	8,512	14,781	35,117	87,644
<b>Models with 830 RPM (1.5HP) Motors - Single Row (5/8" Diameter)</b>							
FNLS03F321	-1,277	Standard	1,277	2,553	2,944	10,471	18,259
FNLS03F422	-1,277	Standard	1,277	2,553	4,202	11,158	25,562
FNLS04F323	-1,703	Standard	1,703	3,404	4,440	13,973	26,781
FNLS04F424	-1,703	Standard	1,703	3,404	5,921	14,406	31,648
FNLS05F325	-2,128	Standard	2,128	4,256	5,542	16,623	32,866
FNLS05F426	-2,128	Standard	2,128	4,256	7,388	17,558	41,996
FNLS06F327	-2,553	Standard	2,553	5,107	7,761	18,921	48,234
FNLS06F428	-2,553	Standard	2,553	5,107	8,870	19,356	51,125

## FN Fluid Coolers

## Coil Options Pricing - All Models

### Can't Find An Option?

Other options and accessories might be available on a custom order basis. Please contact your local Sales Representative or Account Engineer for assistance.

### Condenser Fin and Coil Protection Options

Standard Fins Per Inch is 10. 8 FPI reduces the capacity of a model and 12 FPI and 14 FPI increase the capacity of a model.

Chandler Config Model	List Price Adders (\$US)						
	Fins Per Inch (FPI) Options				Coil Protection Options		
	8 FPI	10 FPI	12 FPI	14 FPI	Polyester Fin Protection	Bronz-Glow Coating	Copper Fin Coil
<b>Models with 830 RPM (1.5HP) Motors - Double Row (5/8" Diameter)</b>							
FNLD06F331	-2,553	Standard	2,553	5,107	5,886	20,941	38,953
FNLD06F432	-2,553	Standard	2,553	5,107	8,403	22,315	54,212
FNLD08F333	-3,404	Standard	3,404	6,808	8,882	27,947	54,777
FNLD08F434	-3,404	Standard	3,404	6,808	11,841	28,812	65,429
FNLD10F335	-4,256	Standard	4,256	8,512	11,084	33,245	67,984
FNLD10F436	-4,256	Standard	4,256	8,512	14,781	35,117	87,644
FNLD12F337	-5,107	Standard	5,107	10,214	15,521	37,842	96,468
FNLD12F438	-5,107	Standard	5,107	10,214	17,741	38,776	107,119
<b>Models with 540 RPM (0.5HP) Motors - Single Row (1/2" Diameter)</b>							
FNQS01H341	-425	Standard	425	852	990	4,609	4,686
FNQS01H442	-425	Standard	425	852	1,309	4,643	6,694
FNQS02H243	-850	Standard	850	1,706	1,332	6,648	6,694
FNQS02H344	-852	Standard	852	1,703	1,596	7,540	11,259
FNQS02H445	-852	Standard	852	1,703	2,593	7,856	15,216
FNQS03H346	-1,277	Standard	1,277	2,553	2,944	10,471	18,259
FNQS03H447	-1,277	Standard	1,277	2,553	4,202	11,158	25,562
FNQS04H348	-1,703	Standard	1,703	3,404	4,440	13,973	26,781
FNQS04H449	-1,703	Standard	1,703	3,404	5,921	14,406	31,648
FNQS05H350	-2,128	Standard	2,128	4,256	5,542	16,623	32,866
FNQS05H451	-2,128	Standard	2,128	4,256	7,388	17,558	41,996
<b>Models with 540 RPM (0.5HP) Motors - Double Row (1/2" Diameter)</b>							
FNQD04H252	-1,700	Standard	1,700	3,412	2,659	13,295	13,998
FNQD04H353	-1,703	Standard	1,703	3,404	3,925	15,080	24,344
FNQD04H454	-1,703	Standard	1,703	3,404	5,186	15,710	33,475
FNQD06H355	-2,553	Standard	2,553	5,107	5,886	20,941	38,953
FNQD06H456	-2,553	Standard	2,553	5,107	8,403	22,315	54,212
FNQD08H357	-3,404	Standard	3,404	6,808	8,882	27,947	54,777
FNQD08H458	-3,404	Standard	3,404	6,808	11,841	28,812	65,429
FNQD10H359	-4,256	Standard	4,256	8,512	11,084	33,245	67,984
FNQD10H460	-4,256	Standard	4,256	8,512	14,781	35,117	87,644
<b>Models with 540 RPM (0.5HP) Motors - Single Row (5/8" Diameter)</b>							
FNQS03F341	-1,277	Standard	1,277	2,553	2,944	10,471	18,259
FNQS03F442	-1,277	Standard	1,277	2,553	4,202	11,158	25,562
FNQS04F343	-1,703	Standard	1,703	3,404	4,440	13,973	26,781

## FN Fluid Coolers

## Coil Options Pricing - All Models

### Can't Find An Option?

Other options and accessories might be available on a custom order basis. Please contact your local Sales Representative or Account Engineer for assistance.

### Condenser Fin and Coil Protection Options

Standard Fins Per Inch is 10. 8 FPI reduces the capacity of a model and 12 FPI and 14 FPI increase the capacity of a model.

Chandler Config Model	List Price Adders (\$US)						
	Fins Per Inch (FPI) Options				Coil Protection Options		
	8 FPI	10 FPI	12 FPI	14 FPI	Polyester Fin Protection	Bronz-Glow Coating	Copper Fin Coil
FNQS04F444	-1,703	Standard	1,703	3,404	5,921	14,406	31,648
FNQS05F345	-2,128	Standard	2,128	4,256	5,542	16,623	32,866
FNQS05F446	-2,128	Standard	2,128	4,256	7,388	17,558	41,996
FNQS06F347	-2,553	Standard	2,553	5,107	7,761	18,921	48,234
FNQS06F448	-2,553	Standard	2,553	5,107	8,870	19,356	51,125
<b>Models with 540 RPM (0.5HP) Motors - Double Row (5/8" Diameter)</b>							
FNQD06F351	-2,553	Standard	2,553	5,107	5,886	20,941	38,953
FNQD06F452	-2,553	Standard	2,553	5,107	8,403	22,315	54,212
FNQD08F353	-3,404	Standard	3,404	6,808	8,882	27,947	54,777
FNQD08F454	-3,404	Standard	3,404	6,808	11,841	28,812	65,429
FNQD10F355	-4,256	Standard	4,256	8,512	11,084	33,245	67,984
FNQD10F456	-4,256	Standard	4,256	8,512	14,781	35,117	87,644
FNQD12F357	-5,107	Standard	5,107	10,214	15,521	37,842	96,468
FNQD12F458	-5,107	Standard	5,107	10,214	17,741	38,776	107,119
<b>Models with VSEC Motors - Single Row (1/2" Diameter)</b>							
FNES01H361	-425	Standard	425	852	990	4,609	4,686
FNES01H462	-425	Standard	425	852	1,309	4,643	6,694
FNES02H263	-850	Standard	850	1,706	1,332	6,648	6,694
FNES02H364	-852	Standard	852	1,703	1,596	7,540	11,259
FNES02H465	-852	Standard	852	1,703	2,593	7,856	15,216
FNES03H366	-1,277	Standard	1,277	2,553	2,944	10,471	18,259
FNES03H467	-1,277	Standard	1,277	2,553	4,202	11,158	25,562
FNES04H368	-1,703	Standard	1,703	3,404	4,440	13,973	26,781
FNES04H469	-1,703	Standard	1,703	3,404	5,921	14,406	31,648
FNES05H370	-2,128	Standard	2,128	4,256	5,542	16,623	32,866
FNES05H471	-2,128	Standard	2,128	4,256	7,388	17,558	41,996
<b>Models with VSEC Motors - Double Row (1/2" Diameter)</b>							
FNED04H272	-1,700	Standard	1,700	3,412	2,659	13,295	13,998
FNED04H373	-1,703	Standard	1,703	3,404	3,925	15,080	24,344
FNED04H474	-1,703	Standard	1,703	3,404	5,186	15,710	33,475
FNED06H375	-2,553	Standard	2,553	5,107	5,886	20,941	38,953
FNED06H476	-2,553	Standard	2,553	5,107	8,403	22,315	54,212
FNED08H377	-3,404	Standard	3,404	6,808	8,882	27,947	54,777
FNED08H478	-3,404	Standard	3,404	6,808	11,841	28,812	65,429
FNED10H379	-4,256	Standard	4,256	8,512	11,084	33,245	67,984
FNED10H480	-4,256	Standard	4,256	8,512	14,781	35,117	87,644

### FN Fluid Coolers

### Coil Options Pricing - All Models

#### Can't Find An Option?

Other options and accessories might be available on a custom order basis. Please contact your local Sales Representative or Account Engineer for assistance.

#### Condenser Fin and Coil Protection Options

Standard Fins Per Inch is 10. 8 FPI reduces the capacity of a model and 12 FPI and 14 FPI increase the capacity of a model.

Chandler Config Model	List Price Adders (\$US)						
	Fins Per Inch (FPI) Options				Coil Protection Options		
	8 FPI	10 FPI	12 FPI	14 FPI	Polyester Fin Protection	Bronz-Glow Coating	Copper Fin Coil
<b>Models with VSEC Motors - Single Row (5/8" Diameter)</b>							
FNES03F361	-1,277	Standard	1,277	2,553	2,944	10,471	18,259
FNES03F462	-1,277	Standard	1,277	2,553	4,202	11,158	25,562
FNES04F363	-1,703	Standard	1,703	3,404	4,440	13,973	26,781
FNES04F464	-1,703	Standard	1,703	3,404	5,921	14,406	31,648
FNES05F365	-2,128	Standard	2,128	4,256	5,542	16,623	32,866
FNES05F466	-2,128	Standard	2,128	4,256	7,388	17,558	41,996
FNES06F367	-2,553	Standard	2,553	5,107	7,761	18,921	48,234
FNES06F468	-2,553	Standard	2,553	5,107	8,870	19,356	51,125
<b>Models with VSEC Motors - Double Row (5/8" Diameter)</b>							
FNED06F371	-2,553	Standard	2,553	5,107	5,886	20,941	38,953
FNED06F472	-2,553	Standard	2,553	5,107	8,403	22,315	54,212
FNED08F373	-3,404	Standard	3,404	6,808	8,882	27,947	54,777
FNED08F474	-3,404	Standard	3,404	6,808	11,841	28,812	65,429
FNED10F375	-4,256	Standard	4,256	8,512	11,084	33,245	67,984
FNED10F476	-4,256	Standard	4,256	8,512	14,781	35,117	87,644
FNED12F377	-5,107	Standard	5,107	10,214	15,521	37,842	96,468
FNED12F478	-5,107	Standard	5,107	10,214	17,741	38,776	107,119

## FN Fluid Coolers

## Shipped-Loose Accessories

### Can't Find An Option or Accessory?

Other options and accessories might be available on a custom order basis. Please contact your local Sales Representative or Account Engineer for assistance.

### Connection Manifold Kits

Fluid cooler manifolds are for converting standard two circuit fluid coolers to single circuit. Price includes all tube fittings for field brazing to inlet and outlet

Feeds	Part Number	List Price (\$US)	Inlet		Outlet	
			Qty	Size	Qty	Size
18	MANF18	1,695	2	2-1/8"	1	4-1/8"
28	MANF28	1,695	2	2-1/8"	1	4-1/8"
36	MANF36	1,695	2	2-1/8"	1	4-1/8"
42	MANF42	2,904	2	2-5/8"	1	4-1/8"
56	MANF56	2,904	2	2-5/8"	1	4-1/8"
84	MANF84	3,845	2	3-1/8"	1	4-1/8"
112	MANF112	3,845	2	3-1/8"	1	4-1/8"

### Small Fluid Coolers

### Overview



#### Product Description

Direct-drive fluid coolers, available in horizontal or vertical airflow, are ideal for commercial/industrial locations. Available in sizes 5 to 26 tons, these units are easy to install and maintain. Specifically engineered for outdoor installations, the cabinet is constructed of heavy gauge aluminum to resist corrosion in all climates.

#### Certifications



#### Standard Features

##### Ease of Installation & Service

- Completely assembled and tested at the factory
- All fan motor leads are wired to a weatherproof electrical enclosure for single-point field wiring

##### Reliable & Durable

- Cabinets are heavy-duty construction and designed for outdoor applications; tube sheets and all structural members are fabricated from galvanized steel
- Cabinet panels are fabricated from heavy-gauge aluminum for an attractive appearance and corrosion protection
- Coils are fabricated with corrugated aluminum fins with staggered copper tubes for optimum heat transfer; all units are pressure-tested, dehydrated and pressurized prior to shipment
- Balanced fans, featuring heavy gauge aluminium blades riveted to plated steel spiders
- Corrosion resistant fan blades and guards
- Fan guards are coated steel for optimum corrosion protection
- Wide fin spacing minimizes fouling from foreign materials
- Fan motors have thermal overload protection and permanently lubricated ball bearings

##### Performance

- Fully baffled fan sections provide structural strength and prevent fan wind-milling in the off cycle
- Coils are the patented cross-fin coil with staggered seamless copper tubes expanded into full collar aluminum fins for high heat transfer efficiency

##### Versatile

- Available in horizontal or vertical airflow
- Sizes available from 10 GPM through 160 GPM
- A wide selection of circuit options maximizes performance at minimal cost

#### Nomenclature

WGS	107
Product Line	Size
Direct Drive Fluid Cooler	Model

## Small Fluid Coolers

## Configurable Models & Options Pricing

### Configurable Models, Factory-Installed Options, & List Prices

- Specify model motor voltage and type at time of order. 208-230/1/60 motors may be field connected to 230/3/60 power.
- Standard Control Circuit Voltage is 230V unless otherwise specified. 24V & 115V are available at no additional cost. Specify control circuit voltage when ordering.
- Fan cycling pricing does not include control circuit transformer for 460V units. If needed, transformer can be ordered from ship-loose accessories.

Chandler Config Model	List Price (\$US)	Fan Config.	Factory-Installed Options List Price Adders (\$US)			
			Fan Cycling Options		Coil Coatings	
			1 PH Amb.	3 PH Amb.	Polyester Coated Fins	Bronz-Glow or ElectroFin
208-230/1/60 with PSC Motors						
WGS049	6,189	1x1	-	-	365	3,049
WGS080	7,817	1x1	-	-	582	3,049
WGS107	9,555	1x2	561	-	655	4,562
WGS123	10,730	1x2	561	-	722	4,562
WGS147	12,272	1x2	561	-	874	6,084
WGS165	13,450	1x2	561	-	1,069	6,972
WGS211	15,508	1x3	782	-	1,185	9,126
WGS225	15,946	1x3	782	-	1,350	9,126
WGS248	17,411	1x3	782	-	1,643	9,126
208-230/3/60 with Polyphase Motors						
WGS049	6,556	1x1	-	-	365	3,049
WGS080	8,103	1x1	-	-	582	3,049
WGS107	10,252	1x2	-	1,413	655	4,562
WGS123	11,305	1x2	-	1,413	722	4,562
WGS147	12,846	1x2	-	1,413	874	6,084
WGS165	14,026	1x2	-	1,413	1,069	6,972
WGS211	16,377	1x3	-	1,743	1,185	9,126
WGS225	16,812	1x3	-	1,743	1,350	9,126
WGS248	18,275	1x3	-	1,743	1,643	9,126
460/3/60 with Polyphase Motors						
WGS049	6,556	1x1	-	-	365	3,049
WGS080	8,103	1x1	-	-	582	3,049
WGS107	10,252	1x2	-	1,413	655	4,562
WGS123	11,305	1x2	-	1,413	722	4,562
WGS147	12,846	1x2	-	1,413	874	6,084
WGS165	14,026	1x2	-	1,413	1,069	6,972
WGS211	16,377	1x3	-	1,743	1,185	9,126
WGS225	16,812	1x3	-	1,743	1,350	9,126
WGS248	18,275	1x3	-	1,743	1,643	9,126

#### Notes:

- For selection or sizing assistance, use Heatcraft software tool, THE HUB or contact your local your Sales Representative or Account Engineer.
- Copper Fin Coils are available. Contact your Sales Representative or Account Engineer for more information.
- Must specify which coating at time of order entry.



### Small Fluid Coolers

### Shipped-Loose Accessories

#### Can't Find An Option or Accessory?

Other options and accessories might be available on a custom order basis. Please contact your local Sales Representative or Account Engineer for assistance.

Part Number	Description	Models Used On	List Price (\$US)	Notes
8990065	Expansion tank and mounting kit	ALL	693	12x24 horizontal tank, 12 gallon, 30 PSIG, non-ASME
R038253919	Control Circuit Transformer	ALL	618	-

## intelliGen™ Refrigeration Controller

## System Overview



### intelliGen Refrigeration Controller (iRC):

The iRC is a factory mounted electronic control solution for evaporators that provides automatic superheat, room temperature and intelligent defrost control capability for walk-in coolers and freezers. The iRC provides superior system performance and energy savings over traditional electro-mechanical controls commonly used on refrigeration equipment today.

### intelliGen Webserver Card (iWC):

The iWC is an Optional Component to the iRC and it enables local and remote control and monitoring of your refrigeration system on any smart device (Phone, Tablet, PC). You need only ONE iWC per system (Up to 8 Connected Evaporators, 1 Condensing Unit)

### intelliGen Integration Card (iIC):

The iIC is an Optional Component to the iRC and it enables connectivity to the Building Management system via BACnet or Modbus. You need ONE iIC per system (Up to 8 Connected Evaporators, 1 Condensing Unit)

### Eliminated Components:

- Liquid-line solenoid valve
- Room thermostat
- Thermal expansion valve
- Defrost time clock
- Defrost termination/fan delay switch
- Defrost and fan contactors

### Pricing (one Card Required PER SYSTEM):

Part Name	Part Number	List Price (\$US)
intelliGen Webserver Card (iWC)	28918301S	719
intelliGen Integration Card (iIC)	28918401S	409

## Beacon II™ Refrigeration System

## System Overview



### Product Description

Beacon II™ Refrigeration System is a patented, pre-assembled, factory-installed refrigeration control system featuring an integrated microcomputer-based electronic control board and an electric expansion valve at the heart of the system. With components factory mounted at both the condensing unit and evaporator, the Beacon II™ system can be used with single or multiple evaporator applications. While perfect for restaurants and convenience stores, the Beacon II™ system can be scaled up to meet the needs of larger refrigerated warehouses with optional system devices such as the Beacon II™ Smart Controller.

### Certifications



### Features and Benefits

#### Reduced Installation Time/Cost

- Factory mounted components, testing, and programming substantially reduces field assembly and fine tuning at the job site

#### Increased System Efficiency & Reliability

- Beacon II™ electronic control board and electric expansion valve more accurately controls the flow of refrigerant versus traditional thermal expansion and solenoid valves
- Preset factory superheat allowing the system to run more efficiently and reducing future adjustments

#### Reduced Energy & Operating Costs

- Reduce up to 75% of unnecessary defrosts per day versus traditional timer systems with the Beacon II™ Smart Defrost

#### Improved Product Integrity & Reduced Spoilage

- Precise temperature control improves product integrity while alarm notifications helps prevent small problems from turning into large problems

#### Strengthen Food Safety Compliance Programs

- Data-logging capability helps comply with FDA and USDA HACCP food safety requirements

#### Compatible with the Remote Refrigeration Control

- Web based remote monitoring and control service offering that provides instant access 24/7 to real time refrigeration system status and information

### Factory Mounted Components

#### Condensing Unit

- Wired for Beacon II™ control with all necessary relays, contactors, time delay, and terminal blocks
- Outdoor air temperature sensor

#### Evaporator

- Beacon II™ control board with easy to read alphanumeric LED display
- Three temperature sensors (defrost temp, suction temp, room temp)
- Electronic expansion valve that closes automatically on loss of power
- 24-volt transformer, 24-volt compressor contactor, low pressure time delay switch, and suction pressure transducer

### Eliminated Components

**These traditional components are not required with a Beacon II™ system:**

- Liquid-line solenoid valve
- Room thermostat
- Thermal expansion valve
- Defrost time clock
- Defrost termination/fan delay switch
- Defrost and fan contactors

### Optional Devices

- Beacon II™ Smart Controller
- Beacon II™ Smart Defrost

## Beacon II™ Refrigeration System

## Selection & Pricing

**STEP 1** : Determine the condensing unit and evaporator(s) needed for the heat load and application.

**STEP 2** : Price the Beacon II™ condensing unit model with options from the appropriate section in this product catalog.

**Note** : Defrost kits are not required since the Beacon II™ factory-installed components in the condensing unit include all the accessories necessary for defrost.

**STEP 3** : Price the evaporator(s) with the factory-installed Beacon II™ system option from the appropriate section in this product catalog.

**STEP 4** : Save more energy and further reduce operating costs by adding additional Beacon II™ system components from below.



### Beacon II™ Smart Controller

- Optional system monitoring and programming control device.
- Mount in a convenient location for easy access on site.
- Remote access capability via a web connection.
- Can program and control up to four condensing units with up to four evaporators on each system.

### Beacon II™ Smart Controller

Part Number	List Price (\$US)
89704304	2,635




### Beacon II™ Smart Defrost

- A patented algorithm included in the Beacon II™ Smart Controller.
- Predicts frost accumulation and initiate defrosts only when needed.
- Reduce up to 75% of unnecessary defrosts per day verses traditional timer systems.

**Beacon II™ must be ordered as a system!** When ordering a Beacon II™ system, please advise the box temperature, liquid temperature and refrigerant so that the proper evaporator nozzle can be installed. When applying an electric defrost coil in a medium temperature application, nozzle size is critical and must be evaluated. For assistance, please contact your local Sales Representative or Account Engineer.

## HyperCore™ Micro-Channel Coils



### Product Description

HyperCore™ microchannel condenser coils, a standard feature on the ½ - 6 HP air-cooled condensing units, are all-aluminum coils with multiple flat tubes containing small channels (microchannels) through which refrigerant flows. Heat transfer is maximized by the insertion of angled and louvered fins inbetween the flat tubes. These components are joined with two refrigerant manifolds using an aluminum-zinc alloy brazing material in a nitrogen-charged braze furnace to make the completed microchannel coil.

## General Information

### Features & Benefits

#### Improved Heat Transfer Performance

- 20-30% higher than traditional copper-aluminum round-tube plate fin (RTPF) coils with epoxy coating of the same size, enabling comparable capacity achievement with a smaller coil

#### Improved Corrosion Protection

- Monometal (aluminum) construction gives no opportunity for galvanic corrosion – HyperCore™ microchannel coils have been proven to last up to two times (2X) longer than standard RTPF coils in extended tests

#### Reduced Refrigerant Charge & Reduced Costs

- Condenser coil refrigerant charge may be reduced by up to 75%, leading to as much as a 40% reduction in system charge and reducing costs for end users

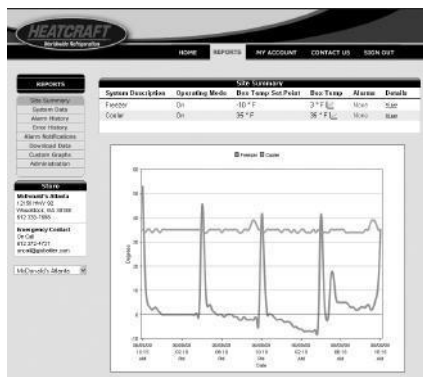
#### Improved Durability & Reduced Potential for Leaks

- Require only one manual braze operation versus 50-100 manually brazed joints for RTPF, significantly reducing the likelihood for leaks
- Flat tubes serve as a fin guard to help protect the fins from damage

#### Environmentally Friendly

- 100% recyclable
- Reduced refrigerant helps decrease the potential for ozone depletion and global warming

## Remote Refrigeration Control



### Product Description

The Remote Refrigeration Control, perfect for both foodservice and cold storage applications, is a web based remote monitoring and control service offering that provides instant access 24/7 to real time refrigeration system status and information. Heatcraft is proud to offer the most advanced commercial refrigeration system monitoring package available in the industry. The Remote Refrigeration Control is compatible with both the Beacon II™ Refrigeration System and the Mohave™ Advanced Hot Gas Defrost System.

## General Information

### Features and Benefits

#### Securely Manage Your Beacon II Refrigeration Systems From Any Web Enabled Device 24/7

- Monitor and control the Beacon II refrigeration system(s) at one or more sites through a single website
- Secure login with multiple user level profiles and access rights

#### Improve System Efficiency & Reliability

- Real-time system information and advanced reporting/graphing capabilities provide you the tools necessary to keep your system running at peak performance

#### Increase Product Integrity & Service Call Effectiveness

- System Alarm Alerts sent 24/7 via e-mail or SMS text message notify you promptly of refrigeration system alarm conditions
- Remote troubleshooting capability improves first call resolution by providing refrigeration system data to the user

#### Strengthen Food Safety Compliance Programs

- Data-logging, advanced reporting capabilities, and alarm notification capabilities help comply with FDA and USDA HACCP food safety requirements

#### A Service Package That Meets Your Needs


- Collect and display 40+ datapoints from your Beacon II refrigeration system in real-time

**For more information, please contact your local Sales Representative or Account Engineer.**

**RRC normally connects to all DHCP IP internet connections. If your site is Static IP, Mohave, or is highly secure, IT personnel may be required to be on site.**

## Lead Lag Temperature Controller

## General Information



### Product Description:

The Lead Lag Temperature Controller provides an integrated thermostat and staging control for cold rooms with multiple refrigeration systems. Lead Lag Temperature Controller are available for 2 to 4 systems and utilize predictive control algorithms to increase systems reliability and energy efficiency. The Lead Lag Temperature Controller is compatible with both conventional refrigeration systems and Mohave Advanced Hot Gas Defrost Systems.

### Features and Benefits

- Controls from 2 to 4 systems
- Integrated thermostat with multiple temperature sensor capability
- Controls both conventional and Mohave refrigeration systems
- Suitable for either 100% redundant or split load applications
- Alarm capability for High and Low Temperature, Controller Power Loss and Temperature Sensor Failure
- Predictive control algorithm utilizing Output Time or FIFO control strategies to equalize system run times
- Compressor run and staging timers
- User friendly interface
- Increased system reliability
- Energy efficient

Cat #	Number of Controlled Systems	List Price (\$US)
LLT42	2	5,183
LLT43	3	5,354
LLT44	4	5,525


Note: LLT units include one temperature sensor. Any additional sensors must be ordered as a separate item.

### Temperature Sensors

Cat #	List Price (\$US)
28988042	84

## Split System Controller

## General Information



### Product Description:

Heatcraft Worldwide Refrigeration introduces an innovative walk-in cooler controller solution to provide improved defrost control.

The new Split System Controller combines three mechanical components into one electronic solution to reduce defrost complexity; providing restaurant and business operators with a simple, reliable and flexible solution.

### Features and Benefits

- Replaces three mechanical components:
- Defrost termination switch
- Defrost timer
- Mounted thermostat
- Preprogrammed parameters suited to your environment
- One controller for all operating temperatures
- Wiring eliminated to condensing unit, reducing install time
- Easy to read LED display
- 66% reduction in required defrost components
- Built-in alarm and error code options


Cat #	Description	List Price (\$US)
21301701	115V & 208-230V Air Defrost	966
21301702	208-230V Electric Defrost	1,158
89905402	Field Kit- 115V Air Defrost	1,436
89905403	Field Kit- 208-230V Air Defrost	1,436
89905401	Field Kit- 208-230V Electric Defrost	1,660

Split System Controller is currently only offered for Low Profile unit coolers. For more information, please contact your local Sales Representative or Account Engineer.



### Air-Cooled Package Chillers

### Overview



#### Product Description

The ACC air-cooled process chiller product family is an important addition to the Heatcraft line of process cooling equipment. ACC chillers are designed to provide an efficient and reliable solution for a variety of process cooling applications. Units feature compact, high efficiency braze plate evaporators for improved heat transfer, advanced microprocessor controllers for optimized operation, and floating tube condenser coils for enhanced refrigerant leak protection. ACC air-cooled process chillers provide owners with dependable cooling for critical applications.

#### Standard Features

- Heated and insulated stainless steel braze plate evaporator.
- Floating Tube condenser coil design. Refrigerant carrying copper tubes do not contact any metal support sheets. Expanded anchor tubes support the coil and do not carry refrigerant. This coil design eliminates one of the major causes of leaks in chiller systems. Coil includes a 5 year leak warranty at tube sheets and center supports.
- Thermally protected condenser fan motors with permanently lubricated ball bearings
- Adjustable two valve head pressure control system with drain line check valve per circuit
- Liquid receiver with inlet and outlet service valves and pressure relief valve per circuit
- Suction accumulator per circuit
- Liquid line filter drier, moisture indicator/sight glass, solenoid valve and thermal expansion valve per circuit.
- Hot gas bypass capacity control system per circuit
- ETL listed control panel with microprocessor controller, 24V control transformer, compressor and condenser fan contactors and phase loss monitor

#### Models with Scroll Compressors (ACCZ Models)

- Scroll compressor with suction and discharge valves, and crankcase heater per circuit.

#### Models with Reciprocating Compressors (ACCR Models)

- Spring mounted semi-hermetic reciprocating compressor with suction and discharge service valves, suction and discharge vibration eliminators, and crankcase heater per circuit

#### Typical Applications Include:

Machining (Cutting, Welding)  
 Printing  
 Plastic Molding  
 Brewing  
 Concrete Mixing  
 Additional Industrial Processes

**For more information, please contact your local Sales Representative or Account Engineer.**

#### Nomenclature

ACC	Z	000	C	6	S	-
Model	Compressor Type	Nominal Capacity	Voltage	Refrigerant	Number of Compressors	Pump/Tank Options
Air-Cooled Chiller	Z = Scroll R = Reciprocating	005 - 080 = XXX tons	C = 208-230/3/60 D = 460/3/60 E = 575/3/60	6 = R-404A 7 = R-407C	S = Single D = Dual	Blank = Chiller Only P = Pump Only T = Pump/Integral Tank



## Screw Compressor Condensing Units

## Overview



### Product Description

The screw compressor condensing unit is an important addition to the Heatcraft air-cooled condensing unit product family, featuring innovative compact screw compressors and advanced microprocessor controls. The unit is designed to provide increased system reliability, reduced installation and operation costs, as well as, improved product integrity in commercial and industrial refrigeration applications.

### Increased Reliability

- Fewer moving parts result in improved durability
- Semi-hermetic motor design eliminates shaft seal and coupling concerns
- Integral oil system provides improved lubrication performance
- Factory-equipped microprocessor control system guarantees safe, reliable system performance
- Floating tube condenser coil design minimizes potential for refrigerant leaks

### Reduced Costs of Ownership

- More capacity per compressor reduces number of compressors on large projects
- Reduced installation time and cost savings
- Built-in features include soft starting, slide valve unloading and digital controls for minimized operating costs

### Improved Product Integrity

- Advanced digital controls and variable capacity capability maintain more precise temperature control
- Minimal temperature fluctuations result in maximum product integrity
- Advanced diagnostic, monitoring and data logging options allow for quick system recovery

**For more information, please contact your local Sales Representative or Account Engineer.**

### Nomenclature

S	S	V	000B	M	6	D
Number of Circuits	Compressor	Airflow	Equiv. HP	Temperature Range	Refrigerant	Voltage
S = Single D = Dual	S = Screw	V = Vertical	050B = 50 060B = 60 070B = 70 080B = 80 090B = 90 100B = 100 110B = 110 125B = 125 140B = 140	M = Medium H = High	6 = R-404A/507 7 = R-407	D = 460/3/60 E = 575/3/60

### Heatcraft Commercial Financing

### Overview



#### Commercial Financing

#### Financial Solutions Made Easy

What if you could bundle everything you need, including new energy efficient commercial refrigeration equipment, control systems, installation services, maintenance programs and extended warranties, into a convenient and affordable monthly payment in less than 24 hours? Heatcraft Commercial Financing provides greater financial convenience with custom-fit financing solutions to perfectly meet your company's purchasing needs.

When you finance through Heatcraft Commercial Financing, you also get these additional benefits:

- Easy, streamlined application process
- Fast approval process, with most decisions made within 2-6 business hours
- Financing for your entire commercial refrigeration purchase, from equipment and installation to monitoring and maintenance programs
- Deferred and structured payments to assist with financial planning and budgeting
- Tax incentives and rebates that you may qualify for when you finance/lease your purchase

Contact Heatcraft Commercial Financing today to learn more about financing options that work best for your short-term needs and long-term plans.

## Mohave™ Advanced Hot Gas Defrost System



### Product Description

Mohave™ Advanced Hot Gas Defrost System is a heat pump based design consisting of a vertical discharge condensing unit matched to one or two evaporators, medium profile or large unit coolers. Featuring a state-of-the-art electronic defrost controller, the system operates in all outdoor ambient temperatures (tested to -20°F) and uses a proprietary control scheme to automatically adjust to changing conditions so that the system continues to operate at its most optimal level. The Mohave™ Advanced Hot Defrost System is designed for simplicity and optimal performance for use in agricultural, process cooling, cold storage and warehouse applications. The energy efficiency of this line makes it qualified to be included in the **E Solutions™** product portfolio.

### Certifications



## 6 to 40 HP Split Systems

### Features & Benefits

#### Most Advanced

- The most sophisticated controller used for hot gas defrost applications
- Optimizes performance with changing conditions. There is no need to seasonally adjust settings!
- Sensors gather information and assess the condition of the system to defrost more efficiently

#### Most Versatile

- Performs exceptionally in all ambient conditions because the controller automatically adjusts to operate efficiently and effectively. Traditional systems often have to be adjusted by hand twice a year.
- Service switch, which allows the system to "sleep" until needed next, is perfect for seasonal agricultural applications.

#### Simplest to Use

- Control board is preset with factory settings optimized for model size and refrigerant type. No programming is required!
- Basic and expert menu modes allow for flexibility for various degrees of expertise

#### Lowest Maintenance

- No valves or times to adjust for seasonal conditions
- No water tank to maintain or check for leaks
- Advanced troubleshooting keeps you in the know all the time, with a minimal amount of effort.
- Special Evacuation Mode opens all necessary valves

#### Best Investment Protection

- Controller is customized to operate within the specified operation envelope, ensuring the safest and most efficient performance
- No guesswork is involved in the system settings, so you do not have to compromise the integrity of your product
- Detailed error and alarm codes greatly reduce troubleshooting time

#### Compatible With Heatcraft Remote Refrigeration Control

- Web based remote monitoring and control service offering that provides instant access 24/7 to real time refrigeration system status and information

### System Components

#### Electronic Control Board

- Controller completely manages timing and sequence of defrost
- Automatically compensates for changes in outdoor temperatures
- Monitors all pressures, temperatures, and set points in real time
- Easily programmable through a menu driven interface
- Conformal coated to handle the toughest conditions
- LED indication on the board clearly shows system status
- Remote alarm notification

#### Vertical Discharge Condensing Unit

- Available Models: 6-30 HP low temperature and 7-40 HP medium temperature
- Featuring Discuss semi-hermetic compressors

#### Evaporators

- One or two medium profile evaporators or large unit coolers per system

**For more information, please contact your local Sales Representative or Account Engineer.**

### Two Stage Condensing Units & Systems

5 to 30 HP



#### Product Description

Two stage condensing, units with Bitzer compressors, matched with 1 or 2 Medium Profile evaporators are designed for applications requiring a suction temperature below -40° F SST. The two stage system can operate down to -65° F SST which allows for room temperatures down to -50° F. These systems are ideal for blood, plasma, pharmaceutical, food and various other storage needs.

#### Certifications

ETL-508a listed control panel

#### Standard Features

##### Condensing Unit

- Bitzer two stage compressor
- Discharge and suction vibration eliminators
- Discharge muffler
- Encapsulated high pressure switch
- Adjustable low pressure switch with superhose
- Crankcase heater and crankcase pressure regulator
- Compressor contactor w/circuit breaker
- Floating Tube™ coil design
- Flooded head pressure controls
- Pressure fan cycling (multiple fan units)
- Oil separator - return line solenoid valve and time delay
- Mechanical subcooler
- Replaceable core liquid line filter drier
- Suction accumulator and replaceable core suction filter
- Defrost timer
- Defrost heater and evaporator fan contactors with fusing
- Phase monitor, anti short cycle timer, and pumpdown switch

##### Evaporator

- Thermo-Flex™ coil design
- Thermostatic expansion valve factory installed
- Liquid line solenoid valve factory installed
- Low temperature motors
- Double wall insulated drain pan
- Adjustable defrost termination and fan delay

**For more information, please contact your local Sales Representative or Account Engineer.**

## FlexPack™

## 5 to 18 HP



# FLEXPACK™

### Product Description

FlexPack™ multiple compressor condensing units offer the flexibility for a wide range of applications. The modular design accommodates up to three compressors (1/2 to 6 HP Hermetic or Scroll), is available in 230/1/60 or 230/3/60, and with R-407A/C/F, R-448A/R-449A and R-404A models for medium or low temperature applications. Perfect for restaurants and convenience stores where remote condenser circuits are needed for ice machines, drink dispensers, display cases and more, this product significantly reduces air conditioning energy costs by reducing the heat load in the space. Features of this line provide outstanding results for the refrigeration system and bottom line.

### Certifications



### Features and Benefits

#### Flexible Design

- Modular design accommodates up to 3 compressors (1/2 to 6 HP Hermetic or Scroll)
- System capacity range from 5 to 18 HP (dependent upon cabinet size)
- Small footprint
- Rooftop AC style appearance to blend with existing equipment

#### Reduced Installation Costs and Easy Serviceability

- Hinged access panels to refrigeration and electrical components
- Single roof penetration
- Single-point main power
- Clean and intuitive electrical and piping layout

#### Durable & Reliable

- 14-gauge galvanized steel frame
- Industrial grade, painted galvanized steel
- 1-year parts warranty
- 4-year optional compressor warranty

#### Increased Energy Efficiency & Reduced Sound

- Remote condenser circuits reduce heat load into space resulting in lower air conditioning energy costs
- Recessed, vertical-discharge, flush-mounted 18" fans with 1100 RPM motors reduce noise levels

### Components

- Fixed high pressure switch
- Fixed low pressure switch on medium and high temperature compressor modules
- Adjustable low pressure switch on low temperatures modules
- Suction service ports on all modules
- Suction accumulator (CS & CF extended temperature compressors)
- Vertical receiver in 6" x 12" or 6" x 27" sizes
- Sealed type liquid line drier and suction filter
- Head pressure control valve
- Aluminum fin coils
- Crank case heater
- Sight glass

### Options

- Beacon II Refrigeration System available
- Defrost timer (air or electric)
- Individual compressor circuit breakers or fuses
- Unit fused disconnect
- Copper finned coils
- Polyester coated fins
- Liquid line solenoid valve
- Adjustable low pressure switch on high and medium temperature compressors

**For more information, please contact your local Sales Representative or Account Engineer.**

### Air Handlers

### 03 to 75 Tons



#### Product Description

Air Handler units are available in sizes 03 through 75 tons in multiple cabinet styles. This equipment is engineered and built to fit your unique project requirements. Whether it is cooling, heating, or ventilation, multiple coil types and accessories are available to meet specific application needs.

#### Certifications



#### Standard Features

##### Basic Cabinet

- Fan section and a coil section with double wall drain pan.
- Galvanized steel with 1" - 3/4 pound density mat faced fiberglass insulation.
- All fan sections have hinged and latched access doors.

##### Fan Section

- Motors mount inside of cabinet.
- All units have a single fan design (either forward curved or airfoil)
- Single, double width, double inlet fan wheels for quiet performance and low energy consumption
- Fans are statically and dynamically balanced in fan section before the unit leaves the factory
- Fan bearings are ball bearing type selected for 200,000 hour average life.

##### Coil Section

- A wide variety of coil types to meet the load requirements of conditioned spaces including water, direct expansion, heat reclaim and steam coils.


##### Accessories

- Electric Heaters and remote control panels
- A wide variety of filter sections: flat, high capacity, and high efficiency
- Economizer sections
- Internal or external face and bypass damper section

**For more information, please contact your local Sales Representative or Account Engineer.**

### Refrigeration Racks

### Up to 320 HP



#### Product Description

Providing a high level of design flexibility, racks are offered for indoor and outdoor applications with up to 8 parallel-piped compressors. This equipment is commonly used in cold storage applications. It is engineered and built to fit your unique project requirements and can be used with air-cooled, water-cooled or evaporative-cooled condensers.

#### Certifications

ETL-508a listed control panel

#### Standard Features

##### Cabinet

- Larger capacity in a compact footprint
- 3-8 compressors on one frame

##### Compressor

- Optimum compressor sizing to meet project requirements
- Compressor combination up to 320 HP

##### Performance & Service

- Single point wiring and piping
- Designed for optimum energy savings, faster installation and reduced maintenance costs
- Controls up to 3 suction groups
- Total project capacity requirements in one unit
- Microprocessor control
- Defrost function flexibility

#### Applications

- Food processing plants
- Blast cooling and freezing applications
- Food and beverage distribution facilities
- Hydrocoolers for produce cooling

**For more information, please contact your local Sales Representative or Account Engineer.**



## Compressor Protection Plan

## Extended Warranty

### Condensing Unit Compressors

Warranty Item ID	Compressor Horsepower	List Price (\$US)
<b>Hermetic Compressors</b>		
ACH0	0.5-1.0	589
ACH1	1.1-1.9	653
ACH2	2.0-2.9	718
ACH3	3.0-5.0	793
<b>Semi-Hermetic Compressors (Discuss &amp; Reed)</b>		
ACA0	0.5-1.0	1,032
ACA1	1.1-1.9	1,056
ACA2	2.0-2.8	1,574
ACA3	2.9-3.9	1,794
ACA4	4.0-5.9	2,680
ACD5	6.0-6.9	3,214
ACD7	7.0-8.9	3,271
ACD11	9.0-11.9	4,238
ACD13	12.0-14.9	5,111
ACD15	15.0-15.9	6,522
ACD21	20.0-22.0	8,104
ACD25	25.0-27.0	9,961
ACD30	30.0-30.9	10,672
ACD35	35.0-35.9	11,125
ACD40	40.0-40.9	11,651

Warranty Item ID	Compressor Horsepower	List Price (\$US)
<b>Scroll Compressors</b>		
AZL1	1.0-1.9	1,095
AZL2	2.0-2.9	1,112

Warranty Item ID	Compressor Horsepower	List Price (\$US)
AZL3	3.0-3.9	1,438
AZL5	4.0-5.9	1,501
AZL6	6.0-6.9	1,548
AZL7	7.0-8.9	2,572
AZL11	9.0-11.9	2,754
AZL13	12.0-14.9	3,279
AZL15	15.0	3,353
<b>Scroll Compressors LG Model</b>		
AZG1	1.0-1.9	1,095
AZG2	2.0-2.9	1,112
AZG3	3.0-3.9	1,438
AZG5	4.0-5.9	1,501
AZG6	6.0-6.9	1,548
<b>Bitzer Compressors</b>		
BCSL4	3-4	1,589
BCSM5	5	1,742
BCSM9	6-10	1,812
BCSM12	12	2,450
BCSL13	13	2,986
BCSM15	15	2,913
BCSM20	20	3,337
BCSM22	22	3,489
BCSM25	25	4,244
BCSM30	30-33	4,438
BCSM35	35	4,945
BCSM40	40	5,649
BCSM50	50	6,097

Warranty Item ID	Compressor Horsepower	List Price (\$US)
<b>Bitzer MT Screw Compressors</b>		
BCS50	50	11,183
BCS60	60	11,925
BCS70	70	12,760
BCS80	80	13,930
BCS90	90	15,182
BCS100	100	16,797
BCS110	110	22,776
BCS125	125	23,755
BCS140	140	25,615
<b>Bitzer LT Screw Compressors</b>		
BSCL40	40	33,444
BSCL50	50	36,165
BSCL60	60	37,820
BSCL70	70	39,870

### PRO<sup>3</sup> Compressors

Warranty Item ID	Model	List Price (\$US)
WARCH0-3	PT*019-031L6, PST034L6 PT*024-072M6, PST066M6 PT*026-076H6, PST070H6	415
WARCH1-3	PT*044-052L6, PST051- 057L6 PT*099M6, PST086M6 PT*104H6, PST090H6	422
WARCH2-3	PT*069L6, PST077L6 PT*128M6, PST124-141M6 PT*133H6, PST131-147H6	497

### Term of Extended Compressor Warranty:

Heatcraft Refrigeration Products LLC (herein after referred to as "Heatcraft") hereby warrants the covered parts and equipment for a period of five (5) years from the date the standard Heatcraft Product Warranty became effective, all as defined below. This warranty shall become effective upon the expiration of the standard Heatcraft Product Warranty applicable to the parts or equipment. As a PRO3 systems and systems with InterLink compressors, the warranty shall be effective for a period of three (3) years following expiration of the standard warranty. As to all other Heatcraft traditional products, this warranty shall be effective for a period of four (4) years following expiration of the stand warranty.

### Covered Parts and Equipment:

Covered parts and equipment shall include only the motor-compressor assembly (the "Assembly") consisting of the rotor, eccentric rod, piston, wrist pin, suction valve, discharge valve and the housing in which these parts are enclosed. The warranty does not apply to any other parts or equipment, and, without limitation, specifically excludes any equipment to which the Assembly is connected (such as cooling coils, temperature controls, refrigerant, metering devices, etc.), and any other parts, such as the condenser, receiver, connecting tubing, and electric controls such as relays, capacitors, pressure control or fan and motor assemblies.

### Statement of Warranty:

If, during the term of this Warranty, any Assembly is found to be defective in material or factory workmanship under normal use and regular service, Heatcraft will reimburse to the original Purchaser-user, named above, the cost of a replacement Assembly or replacement parts, as applicable, less the fair exchange value of the part found to be defective. A determination of defectiveness shall be made by the nearest compressor wholesaler to which the part shall be delivered for inspection by the Purchaser-user. The amount of such reimbursement shall not include any charges for freight or for labor of any kind (including, but not limited to, the labor associated with the disassembly, reassembly, repair or other work performed on the equipment), nor for any other expense in connection with such exchange, repair or replacement. Purchaser-user shall establish the amount of reimbursement due by submitting to Heatcraft a true and correct copy of the wholesaler's net invoice and credits for the replacement Assembly or parts. Notwithstanding anything to the contrary herein, in no event shall Purchaser-user be entitled to total reimbursement hereunder exceeding the "limit of Liability" amount reflected below.

### Warranty Limitations:

This Warranty applies only to the original Purchaser-user, within the boundaries of the United States of America, its Territories and Possessions, and Canada, and is not assignable. The Purchaser-user is that person, persons, association or corporation for whom the assembly is originally purchased and installed. This Warranty does not apply to damage to the Assembly: occurring during transit, caused by alterations to the parts or equipment, or caused by fire, accidents, fluctuating electrical currents (such as those resulting from running the equipment on a generator), Acts of God, misuse, abuse, failure to properly service and maintain the equipment pursuant to the manufacturer's instructions, or use of non-approved refrigerants in the equipment. This Warranty is void if the covered equipment is moved from its original installation site, or if the serial number on the Assembly is altered, defaced, or removed.

**Heatcraft makes no express warranties other than the warranty specified in its standard Warranty and, to the extent applicable, the Warranty as contained in the extended warranty. All implied warranties, including the implied warranties of merchantability and fitness for a particular purpose are excluded to the extent legally permissible. Heatcraft shall have not liability for incidental or consequential damages (including, without limitation, claims for loss of income or profits).**



### Extended Service Agreements

### General Information

#### Product Description

Today's commercial refrigeration equipment is high-tech. An equipment failure can result in tremendous expense, if it includes repairs, replacement parts, and labor expenses. Equipment owners can potentially save hundreds and even thousands of dollars with a Heatcraft Extended Service Agreement.\*

\*Limitations Apply. Subject to Service Net terms and conditions. Risk management is provided by Service Net.

#### Features and Benefits

##### Complete Peace of Mind

- Covered repair bills will be paid throughout the term of the agreement\*
- Choose the type of coverage required with no deductible to worry about

##### Buy Tomorrow's Repair Costs at Today's Prices

- Due to outside influences, such as price increases and inflation, repair costs may not remain the same in the future. With an Extended Service Agreement from Heatcraft, equipment owners will have one less worry

##### Extend Our Manufacturer's Warranty

- Standard coverage is one-year parts. With Heatcraft's Extended Service Agreement, you can extend our manufacturer's warranty for up to five years on parts and labor

##### What's Covered?

- All Heatcraft evaporators, condensing units, and PRO3 Packaged Systems
- New equipment for up to 5 years. Heatcraft's Extended Service Agreements can be transferred to a new equipment owner for a nominal fee

**For more information, please contact your local Sales Representative or Account Engineer.**

## Terms of Sale

**ORDER ACCEPTANCE:**

All orders must be in writing and are subject to acceptance by SELLER at its principal office.

**PAYMENT:**

Payment is due net thirty (30) days from date of invoice.

**PRICES:**

Prices are based on products made to SELLER'S standard manufacturing tolerances. Prices of products are subject to change prior to shipment. SELLER reserves the right to change prices on Buyer's orders to those prices in effect at time of shipment.

**FREIGHT ALLOWANCE:**

Prices are Ex-Works SELLER's dock, freight allowed on any single purchase order of \$10,000 or more (if the order is solely for parts or if the order is solely for products consisting of equipment and accessories), via lowest common carrier to nearest freight station within continental U.S.A. In addition, Prices are Ex-Works SELLER's dock, freight allowed for multiple orders of less than \$10,000 (if the orders are solely for parts or if the orders are solely for products consisting of equipment and accessories) for which the Buyer schedules consolidation into one shipment equal to or greater than \$10,000 on the same day to one freight station within continental U.S.A. If special routing is requested for such a purchase order of \$10,000 or greater (contract haul, requested flatbed delivery, appointment to meet a crane, etc.), Buyer will be assessed a charge for the difference between such routing and normal minimum freight charge to such point. A purchase order less than \$10,000 or which doesn't meet the \$10,000 criteria or a purchase order that meets the \$10,000 criteria but with shipments to multiple ship-to locations will be shipped Ex-Works SELLER's dock, no freight allowed. Buyer will pay ALL costs associated with the shipment of parts and any orders that are shipped via air freight or expedited delivery. Shipments to destinations outside of the continental U.S.A. will incur charges for the additional cost of transport beyond the U.S.A. border.

**DELIVERY:**

Any delivery dates which may be indicated herein are estimates only and are not guaranteed.

Unless otherwise agreed, delivery shall be Ex-Works SELLER's dock. As to those products for which SELLER maintains manufacturing facilities in different locations, the point of manufacture will be at SELLER's discretion. SELLER shall be excused for any delay in deliveries or other performance failures due to acts beyond its control, including, but not restricted to, Acts of God or of the public enemy, acts of the Government of the United States or another country, including any preference priority or allocation order, or of any state, territory or possession thereof of any political subdivision or authority or representative of any of them, strikes, lockouts or labor troubles, embargoes, fires, floods, epidemics, quarantine restrictions, explosions, sabotage or other catastrophes or serious accidents, freight embargoes, unusually severe weather, and delays of a subcontractor or supplier due to any such causes.

**CREDIT APPROVAL:**

If, during the performance hereof, the financial responsibility of Buyer is determined at the sole discretion of SELLER's Credit Department to be unacceptable or if Buyer fails to make any payments in accordance with the terms hereof, then in any such event, SELLER may defer or decline to make any shipments hereunder except upon receipt of satisfactory security or cash payments in advance or SELLER may terminate this order without further obligations of SELLER to Buyer.

**TAXES:**

Any direct or excise tax which may now or hereafter be imposed by any governmental unit upon the manufacture, sale, or delivery of the goods covered by these terms and conditions may be added by SELLER to the purchase price of such goods, and if so added, shall be paid by the Buyer.

**PATENTS:**

If any product shall be manufactured and/or sold by SELLER to meet Buyer's particular specifications or requirements, and is not part of SELLER's standard line offered by SELLER to the trade generally, Buyer agrees to indemnify SELLER and hold it harmless from liability, as well as from all costs and expenses, in the event of any claim of patent infringement, whether direct or contributory, arising out of the manufacture of sale of such product, so long as the infringement or claimed infringement does not arise from the combination of the product with anything not provided by SELLER and Buyer promptly notifies SELLER of any such claim and fully cooperates with SELLER.

**CANCELLATION OF ORDER:**

Partial or total cancellations of this order by Buyer may be made only upon SELLER's written consent and on condition that SELLER shall be promptly paid an amount determined by SELLER to reimburse it for the costs, losses and expenses resulting from such cancellation. In addition, if Buyer does not release products for shipment within a reasonable time after the date of their manufacture or assembly, SELLER may cancel the order and Buyer agrees to promptly pay SELLER an amount determined by SELLER as liquidated damages and not a penalty, up to twenty percent of the price of the products, to reimburse SELLER for its costs and losses.

**RETURN GOODS:**

No products shall be returned without SELLER's written permission. Products authorized in writing for return shall be subject to handling and restocking charges determined by SELLER and transportation costs, which Buyer agrees to promptly pay.

**PRODUCT CHANGES:**

SELLER reserves the right to change specifications, design and material in the interest of product improvement, without incurring obligation to the Buyer.

The terms and conditions of an order, which shall include these terms of sale, shall constitute the sole and exclusive agreement between SELLER and Buyer. No waiver of any provision hereof shall constitute a waiver of any other breach or of such provision. Buyer shall comply with all applicable laws, including all export-related laws. The internal laws of the State of Georgia, USA, shall apply.

**CLAIMS:**

Risk of loss or damage shall in every case pass to Buyer at SELLER's dock. SELLER shall have no responsibility for any claimed shortages or damages. Buyer must (I) notify SELLER of shortages or damages within ten (10) days after receipt of the product; (II) notify agent or carrier within such time of shortage or damage; and (III) file claim with the carrier for the damage or shortage claimed.

**WARRANTIES:**

SELLER's standard published catalog products warranty ("Warranty"), which is subject to the exclusions and limitations stated in the Warranty, applies to the products and is incorporated into these terms of sale and SELLER's performance of the Warranty is the exclusive remedy of BUYER. SELLER MAKES NO OTHER WARRANTY, EXPRESS OR IMPLIED, ORAL OR WRITTEN, RELATED TO THE GOODS, INCLUDING ANY WARRANTY OF MERCHANTABILITY OR FITNESS FOR A PARTICULAR PURPOSE. SELLER SHALL HAVE NO LIABILITY FOR ANY INDIRECT, SPECIAL, CONSEQUENTIAL, OR PUNITIVE DAMAGES, INCLUDING ANY LOSS OF PROFIT, AND SELLER'S LIABILITY FOR DIRECT DAMAGES IS LIMITED TO THE AMOUNT PAID BY THE BUYER FOR THE PARTICULAR ITEM OR PART INVOLVED. SELLER OFFERS A NON-TRANSFERABLE OPTIONAL EXTENDED 3- OR 4-YEAR EXTENDED COMPRESSOR WARRANTY IN THE US AND CANADA FOR AN ADDITIONAL COST.

## Terms and Conditions

1. All orders must be in writing. Manufactured-to-order production will not commence unless a written order is provided.
2. Tax Exemption Certificates must be provided for ship-to designated states, or applicable taxes will be added to invoice.
3. Three or Four-Year Extended Compressor Warranty (Optional and subject to terms):
  - Available within the boundaries of the United States of America, its Territories and Possessions, and Canada, and is not assignable.
  - Replacements through authorized compressor distributors only.
    - within the period of the Warranty - warranty by distributor.
    - three or four years after end of period of the Warranty - supply proof-of-purchase of new compressor to Heatcraft Refrigeration Products Warranty Claims for reimbursement.

## Orders In-Warranty Replacement

In those instances where it is necessary for our customers to place in-warranty orders, some standard information must be provided when the order is placed with the Customer Service Specialist, or with Warranty Claims personnel.

- Complete model and serial number of unit involved.
- Original purchaser of equipment, original invoice number or acknowledgment number. If information is not available, further research will be necessary to validate warranty.
- Start-up date of the equipment involved.
- Failure date of the part which is being replaced.

In those instances where the defective item was a stock replacement, the model and serial number of the original unit are not required. Service parts for products out-of-original warranty are warranted for a period of one (1) year from date of original installation or eighteen (18) months from date of shipment by SELLER.

At the time the order is placed with the Customer Service Specialist, a determination will be made if the defective material should be returned.

An invoice will be issued to the customer for the replacement material with a notation concerning if the material can be "field scrapped" or if return to the plant of manufacture is required.

Warranty Claims will process a credit memo offsetting the amount of the invoice, plus any surface freight charges. The warranty in effect for equipment and/or parts does not cover the cost of special freight terms.

## Service Policy and In-Warranty Field Repair

### Service Policy

The following outline of the Service Policy of SELLER is a complete explanation as to the purpose and administration of the policy.

Field Service Engineers are available for troubleshooting problems related to SELLER's manufactured products only. All requests for on-site assistance in diagnosing service problems will be scheduled at the discretion of the Service Department and only after previous attempts to diagnose equipment problems through direct communications with the installing or servicing agencies have failed.

Advance notice will usually be required to arrange an on-site inspection of the equipment installation by a Field Service Engineer, if SELLER determines that is needed, and the scheduling of the on-site inspection will be subject to the Field Service Engineer's availability. A purchase order from the original customer will be requested and must be on file with the SELLER's Service Department prior to scheduling of the Field Service Engineer. If the Field Service Engineer's inspection indicates the problem is due to installation, service, misapplication, or any situation that is beyond Heatcraft Refrigeration Products' control, the SELLER will invoice the customer against this purchase order at the rate established annually by SELLER (currently, \$740.00 per day) with a two (2) day minimum charge plus all related travel, lodging, sustenance, and incidental expenses. However, should the inspection reveal that the problem is due to deficiencies in material or workmanship by SELLER, no charges will be owed.

In the event that a Field Service Engineer is dispatched to a job site, it is mandatory that a representative of the customer and/or contractor be present at all times while the Service Engineer is on-site. Additionally, all actual service work must be performed by a qualified licensed refrigeration service technician equipped with the appropriate tools and test instruments. Advance arrangements should be made between the customer and SELLER and communicated to all of the appropriate parties. If this condition is not met, it is at SELLER's discretion as to whether the Field Service Engineer will continue with the job site inspection.

## In-Warranty Field Repair

In some cases where the SELLER believes the customer may be better served, on-the-job repair may be authorized in writing at actual cost for appropriate repair. Specific information must be provided to the Service Department including the complete model and serial number of the equipment involved along with the actual start-up date of the equipment and the name of the original customer and a breakdown of estimated costs to repair. When authorization is given by SELLER personnel, a Field Repair Authorization Number will be issued for an approved, qualified licensed technician to conduct the repairs. This number will reference the estimated costs of repairs plus all pertinent information concerning the equipment. After completion of the repairs, the original service invoice should be sent to SELLER's Field Sales Representative, along with copies of any additional documentation required. The invoice must be complete, showing SELLER as the customer, with a brief description of all work performed, an itemized breakdown of labor and material, along with the model and serial number of the equipment. The Field Repair Authorization Number should also be noted.

When warranty coverage for repairs is expected from SELLER, the repairs should never be performed without prior written authorization from the Service Department (except during periods of extenuating circumstances which may preclude prior contact). In those instances when field labor is performed without the Service Department's prior written approval, reimbursement may, or may not be allowed. Our normal policy for reimbursement is by credit memo to the original purchaser. Repair or replacement of the product in these instances shall be the sole responsibility of the customer in each case. Repairs to products determined to be beyond the Standard Warranty period will be at the discretion of the customer or end user.

## Recap of Returned Goods Policy for Field Distribution

### Returned Goods Policy

- **Contact your Sales Representative or the Warranty Claims Department for prior authorization. No product will be accepted for credit without a properly completed authorization tag. The Return Material Authorization (RMA) Number must be marked clearly on the outside of the carton and a copy of the RMA should accompany the returned material.**
- **MANUFACTURED-TO-ORDER (NON-STOCK) UNITS ARE NOT ELIGIBLE FOR RETURN.**
- Goods requested to be returned for restock to Heatcraft Refrigeration Products' inventory must be in a new, unused, and salable condition, in the original cartons, and less than one year from the original invoice date.
- If an item has been field scrapped, no RMA is needed.
- Warranted units and/or parts found to be defective upon Seller's examination will be repaired or replaced. Heatcraft Refrigeration Products will require the following:
  - Complete model and serial number of the unit.
  - Start-up date of unit and failure date of unit.
  - Original invoice or acknowledgment number along with the original equipment purchaser's name.
- If an advance replacement is needed, contact your Customer Service Specialist.
- Goods must be returned prepaid (unless authorized otherwise) within 60 days of date on RMA. Failure to return goods within sixty (60) days may result in:
  1. Refusal of materials.
  2. Loss of credit.

## Standard Warranty:

Seller warrants to its direct purchasers that Products, including Service Parts, shall be of a merchantable quality, free of defects in material or workmanship, under normal use and service for a period of one (1) year from date of original equipment start-up, or eighteen (18) months from date of shipment by Seller, whichever first occurs. This warranty runs to only the original purchaser of equipment or part. Any Products covered by this warranty found to Seller's satisfaction to be defective upon examination at Seller's factory will at Seller's option, be repaired or replaced and returned to Buyer via lowest common carrier Ex-Works Seller's dock. This is buyer's sole and exclusive remedy and, except as provided in the next sentence, seller's sole and exclusive liability in connection with the warranty. Or Seller may, at its sole option, grant Buyer a credit for the purchase price of the defective Product. Buyer must prepay all costs for transportation of Products to Seller's factory.

Seller shall have no liability for expenses incurred for repairs made by Buyer except by prior, written authorization. Any claim under this warranty shall be made to Seller in writing within the warranty period specified above – otherwise such claim shall be deemed waived. Seller shall have no warranty obligation whatsoever if its products have been subjected to alteration, misuse, negligence, free chemicals in system, corrosive atmosphere, accident, or if operation is contrary to Seller's or manufacturer's recommendations, or if the serial number has been altered, defaced, or removed.

THIS WARRANTY IS IN LIEU OF ALL OTHER WARRANTIES, EXPRESSED, IMPLIED OR STATUTORY, INCLUDING, BUT NOT LIMITED TO ANY WARRANTY OF MERCHANTABILITY OR FITNESS, AND ALL OTHER OBLIGATIONS OR LIABILITIES OF SELLER ARE HEREBY DISCLAIMED.

## Additional Warranties:

The Standard Warranty specified above applies to all Products and Service Parts unless modified by the following:

### THERMO-FLEX™ OR FLOATING TUBE™ DESIGN COIL

Seller warrants the Thermo-Flex/Floating Tube Design Coil of the "BM", "BH", "CM", "CH", "HM", "HH", "MM", "ML" or "LH" series of Unit Coolers; coil section of the "BLV", "BDVS", "BBV", "JLD", "JDDS", "JBD", "BDT", "BDN", "BDS", "BDB", "BZT", "BZN", "BZS", "BZB", "CDD", "CDDS", "CDT", "CDN", "CDS", "CZT", "CZN", "CZS", "HDD", "HDDS", "HDT", "HDN", "HDS", "HZN", "HZS", "LDV", "LDVS", "LDD", "LDDS", "LDT", "LDN", "LDS", "LZT", "LZN", "LZS" condensing units; and coil section of the "BN", "CN", "HN" or "LN" models of Air-cooled Condensers for a period of five (5) years from shipping date, in the event of any documented and verified (by Seller's representative) leaks in the coil tubes containing refrigerant at the point of and caused by tube contact with the end or center coil support sheets.

Seller will also reimburse the replacement cost of lost refrigerant for a period of five years from the date of shipment from leaks specifically caused by the reasons stated above. The replacement cost will be limited to one full system charge. The warranty specifically excludes leaks at header and weld joints, split tubes or leaks caused by failure to operate the product in accordance with published guidelines for operation and installation of equipment. The cost of replacement refrigerant will be limited to Seller's indexed nationwide average of refrigerant cost per pound. The warranty excludes any fines/fees related to refrigerant leaks.

### Air-cooled CONDENSERS "BN", "CN", "HN", "LN" or "NRG" Models

Seller warrants Air-cooled Condensers "BN", "CN", "HN", "LN" or "NRG" Models for a period of two (2) years from date of original installation, or 30 months from the date of shipment by Seller, whichever first occurs.

### Optional EC Condenser Fan Motors EC Motors

Five (5) Blade motor assemblies - for a period of three (3) years from date of original installation, or forty-two (42) months from date of shipment by Seller, whichever first occurs.

### Unit Cooler EC Fan Motors

Seller warrants EC Motors for a period of two (2) years from date of original installation, or thirty (30) months from date of shipment by Seller, whichever first occurs.

### Beacon II™ CONTROL SYSTEMS, Quick Response Controller (QRC) & IntelliGen™ Controller

Seller warrants the Beacon II™ Control System, Quick Response Controller and IntelliGen™ Controller parts for a period of three (3) years from the date of original installation, or forty-two (42) months from the date of shipment by Seller, whichever first occurs.

### PRO3 PACKAGED REFRIGERATION SYSTEM:

Seller warrants the PRO3 Packaged Refrigeration System for a period of two (2) years from date of original installation, or thirty (30) months from date of shipment by Seller, whichever first occurs.

**HYPERCORE™ Microchannel Coil**

Seller warrants the Hypercore™ Microchannel Condenser Coil for a period of two (2) years from date of original installation, or thirty (30) months from date of shipment by Seller, whichever first occurs.

**SMART DEFROST KIT™**

Seller warrants the Smart Defrost Kit™ for a period of two (2) years from date of original installation, or thirty (30) months from date of shipment by Seller, whichever first occurs.

**LG Scroll Compressors** Seller warrants the LG Scroll Compressors for a period of two (2) years from date of original installation, or thirty (30) months from date of shipment by Seller, whichever first occurs.

**MOTOR COMPRESSORS:**

Motor compressor replacements or exchanges shall be made through the nearest authorized wholesaler of the motor compressor manufacturer (not at Seller's factory) and no freight shall be allowed for transportation of the motor compressor to and from the wholesaler. The replacement motor compressor shall be identical to the model of the motor compressor being replaced. Additional charges which may be incurred throughout the substitution of other than identical replacements are not covered by this warranty. An optional, non-assignable, three (3) or four (4) year extended compressor warranty may be purchased for extra cost within the boundaries of the United States of America, its territories and possessions, and Canada. With this extended compressor warranty, replacements are administered by an authorized compressor distributor only. Replacements within the time period of the standard Warranty (as modified in some instances as stated above) are available through the distributor; for the remaining years, the purchaser must submit a proof-of-purchase of a compressor and supply it to Heatcraft Warranty Claims for reimbursement.

**THIS WARRANTY SHALL NOT APPLY:**

1. When this equipment or any part thereof is damaged by accident, fire, flood, act of God, alteration, abuse, misuse, tampering, when the original model and serial number plate has been altered, defaced, or removed or used other than the recommended application by Seller.
2. When this equipment or any part thereof is subject to operation on low, high or improper voltages. Low and high voltage is defined as more than a 5% drop below or 10% higher than name plate voltage ratings for single phase equipment or more than 10% drop below or 10% higher than name plate voltage for three phase equipment. NOTE: Proper field supply voltage to the equipment is the responsibility of the owner (end user).
3. To equipment with final destinations unknown to seller as indicated on the original sales order.
4. To labor cost for repair or replacement of parts.
5. To special or expedited freight or shipping charges or to customs duties to any country.
6. If the Warranty holder fails to comply with all the provisions, terms and conditions of this Warranty.

Parts replaced under this Warranty are warranted only through the remainder of the original Warranty.

Extended Service Agreements are provided by a third party not affiliated with Seller. The services provided by the third party are subject to the terms and conditions of the Extended Service Agreements and Seller is not responsible for those services or the third party's performance of its obligations.

IT IS EXPRESSLY UNDERSTOOD AND AGREED THAT SELLER SHALL NOT BE LIABLE TO BUYER, OR ANY CUSTOMER OF BUYER, FOR INDIRECT, SPECIAL, INCIDENTAL, CONSEQUENTIAL OR PUNITIVE DAMAGES, INCLUDING LOSS OF PROFITS, ADDITIONAL LABOR COSTS, LOSS OF REFRIGERANTS OR FOOD PRODUCT, OR ANY INJURY TO PERSON OR PROPERTY CAUSED BY DEFECTIVE MATERIAL OR PARTS OR FOR ANY DELAY OR MISPERFORMANCE IN THE PERFORMANCE DUE TO CAUSES BEYOND ITS CONTROL OR FOR ANY EXPENSES INCURRED BY REASON OF THE USE OR MISUSE BY BUYER OR THIRD PARTIES OF THE PRODUCTS. SELLER'S MAXIMUM LIABILITY FOR DIRECT DAMAGES IS LIMITED TO THE AMOUNT PAID BY THE BUYER FOR THE PARTICULAR ITEM OF EQUIPMENT OR PART INVOLVED.

NOTE: IN THE CONSTANT EFFORT TO IMPROVE OUR PRODUCTS, WE RESERVE THE RIGHT TO CHANGE AT ANY TIME SPECIFICATIONS, DESIGN, OR PRICES WITHOUT INCURRING OBLIGATION.

**Q: What is Heatcraft Refrigeration's standard warranty?**

A: All units sold by Heatcraft Refrigeration Products are covered under the standard catalog warranty. The basic terms of the standard catalog warranty is as follows: Products warranted for one year from date of original installation, or eighteen (18) months from date of original shipment, from Heatcraft Refrigeration Products, whichever occurs first.

Replacement parts used on equipment past warranty terms are warranted for 1 year from date of installation

View Catalog Products Warranty section for more detailed information

**Q: How do I know if my Heatcraft Refrigeration unit is in warranty?**

A: Contact Heatcraft Refrigeration Product's warranty department at (800) 537-7775 with the model and serial number of the equipment that was serviced along with the equipment's original installation date

**Q: How do I submit a warranty claim?**

A: Warranty claims should be submitted to the original purchaser of your Heatcraft Refrigeration Products equipment. If assistance is needed to identify the equipment's original purchaser you can contact Heatcraft Refrigeration Product's warranty department at (800) 537-7775 with the model and serial number of the equipment that was serviced.

**Q: How do I get a warranty claim form?**

A: Heatcraft Refrigeration Product currently does not have a warranty claim form. Instead, all warranty claims for Heatcraft equipment are processed through the original purchaser of the equipment serviced.

**Q: How do I return material (defective/new and unused)?**

A: The original purchaser must receive written permission from Heatcraft Refrigeration Products to return the product. Contact the Heatcraft Field Sales Representative or a Heatcraft Refrigeration Product's warranty representative at (800) 537-7775.

**Q: Who do I contact to service my Heatcraft Refrigeration equipment?**

A: Heatcraft Refrigeration Products does not have authorized service contractors. A qualified refrigeration service contractor of your choice is permitted to service Heatcraft equipment as needed. All service contractors should contact Heatcraft Refrigeration Products warranty department to confirm warranty status prior to beginning any service related work

**Q: How do I get an "in-warranty" replacement part?**

A: You can contact Interlink Parts for in-warranty replacements using one of the following:

By phone at (800) 686-7278 between the hours of 7:30 AM to 4:30 PM Central Time or by email at [interlinkparts@heatcrafttrpd.com](mailto:interlinkparts@heatcrafttrpd.com)

**Q: How do I locate an authorized Heatcraft Refrigeration wholesaler?**

A: You can locate authorized Heatcraft Refrigeration Products parts wholesalers in your area by using one of the following:

By contacting a Heatcraft Refrigeration Products Customer Service Representative at (800) 537-7775 between the hours of 8:00 AM to 5:30 PM Eastern Time or by clicking one of the various wholesaler links found on Heatcraft Refrigeration Products Warranty Webpage

**Q: How can I check the status of a warranty claim once submitted?**

A: You can contact Heatcraft Refrigeration Product's warranty department at (800) 537-7775. Make sure to have your Heatcraft equipment serial number handy for reference purposes.





2175 West Park Place Blvd. • Stone Mountain, GA 30087

Phone: 800.537.7775 • Fax: 770.465.5990