



*Slim Contour Unit Cooler*  
with Modular Cassette Design  
ULA/ULE Models



**BOHN**

# ULA/ULE - Slim Contour Unit Cooler

## Maximized Storage, Minimized Energy

The Slim Contour, an innovative unit cooler with a space-saving design, offers enhanced serviceability and maximum cooling performance for food service and food retail markets.

The Slim Contour unit cooler is ideal for applications where maximizing storage capacity in a walk-in cooler or freezer is critical, without sacrificing performance. At less than 11 inches in height, this unit cooler has a 30% reduction in unit height compared to traditional unit coolers in the market today.

The unit comes standard with energy efficient EC (Electronically Commutated) motors, and can be paired with the Heatcraft Beacon II™ Refrigeration System for additional energy efficiency and performance gains.



### Application

- Air Defrost/medium temperature walk-in cooler
- Electric Defrost/low temperature walk-in freezer

### Coil

- Refrigerant optimized small diameter coil pattern

### Air Mover

- Energy efficient EC motors standard
- Backward curved centrifugal fan for optimal air flow and more uniform temperatures

### Cabinet

- Hybrid design of metal and a ABS resin

### Factory Mounted Options

- Heatcraft Beacon II™ Refrigeration System
- Quick Response Controller
- Mounted Thermostat
- Mounted Solenoid Valve
- Mounted Thermostatic Expansion Valve (TXV)



MODULAR CASSETTE DESIGN

### Reduced Profile for Added Walk-In Storage

#### 30% Slimmer Unit Height

- Slimmer unit height allows for improved storage space

### Reduced Drain Line Height

#### Angled Drain Line Design

- Minimal drain line height increases product storage
- Reduced drain line damage

### Ease of Service

#### Removable, Modular Fan Cassettes

- Allows for easy access to all components for cleaning
- Serviceable outside of walk-in in a warmer environment

#### Removable Fan Guard

- Easily removed, attached with two screws
- Made from durable polymer that is dishwasher safe

#### Mechanical and Electrical Access on Same Side

- Allows for easier unit service

### Energy Efficiency & Sustainability

#### Energy Efficient Motors

- EC Motors come standard on all models

#### Optimized Coil for Reduced Refrigerant Charge

- Up to a 40% reduction in refrigerant charge

# Heatcraft Unit Cooler Portfolio



**Low Profile**

The industry standard for walk-in cooler applications.

Offering the broadest capacity range, from 4,000 to 37,000 BTUH, the low profile unit cooler is designed for maximum air flow and cooling capacity inside a walk-in cooler.

- Optimized for air and electric defrost applications, the Slim Contour unit cooler is ideally suited for installations where storage space is critical and a higher pull down capability is desired.



**Slim Contour**



**Center Mount**

- Available in air or electric defrost, the Center Mount unit is ideal for tight storage situations due to its height of less than 9".
- The center mount design provides a moderated, evenly distributed air flow throughout the box.

## More Space Where You Need It Most



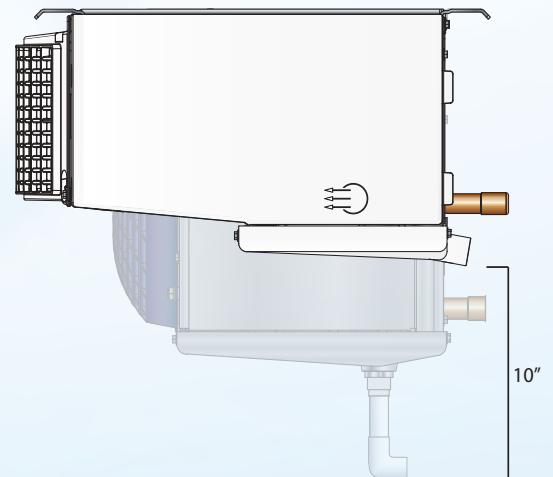
### THE CHALLENGE

Traditional unit coolers take up valuable space within a walk-in cooler. The drain line also extends another 6" beneath the unit; making it prone to damage and further reducing storage space.

- Servicing the unit is also a challenge as the coil and drain pan cannot be easily accessed for cleaning.

### THE SOLUTION

- The Slim Contour unit cooler is optimized for applications where space, performance, and serviceability cannot be compromised.
- The slim 11" height, coupled with modular, removable fan cassettes and a rear swept drain maximize storage space while improving serviceability.





# The Most Serviceable Unit Cooler Available

The Slim Contour units are a hybrid design, made from high strength polymer ABS resin and metal, while fans are modular and are easily removed to fully expose the coil and drain pan for easy cleaning.



## Modular, removable air mover cassette

- Allows for easy access to components for thorough cleaning
- Modular cassettes allow for service in warmer environments



## Removable fan guards

- Fan guards are easily removed and easily cleaned
- Made from durable polymer that is dishwasher safe



## Mechanical and electrical service access on same side

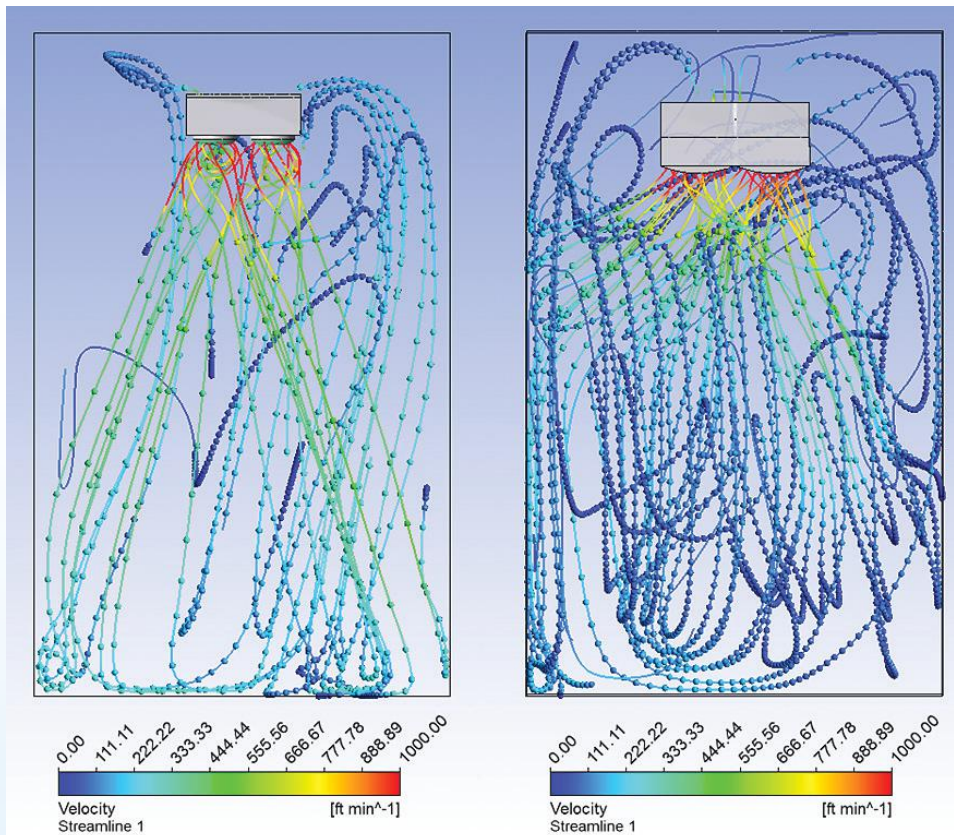
- Allows for easier, faster service and installation with access to all critical electrical and mechanical components on one side



# Improved Air Coverage Over Traditional Unit Coolers

Traditional Unit Cooler

Slim Contour Unit Cooler

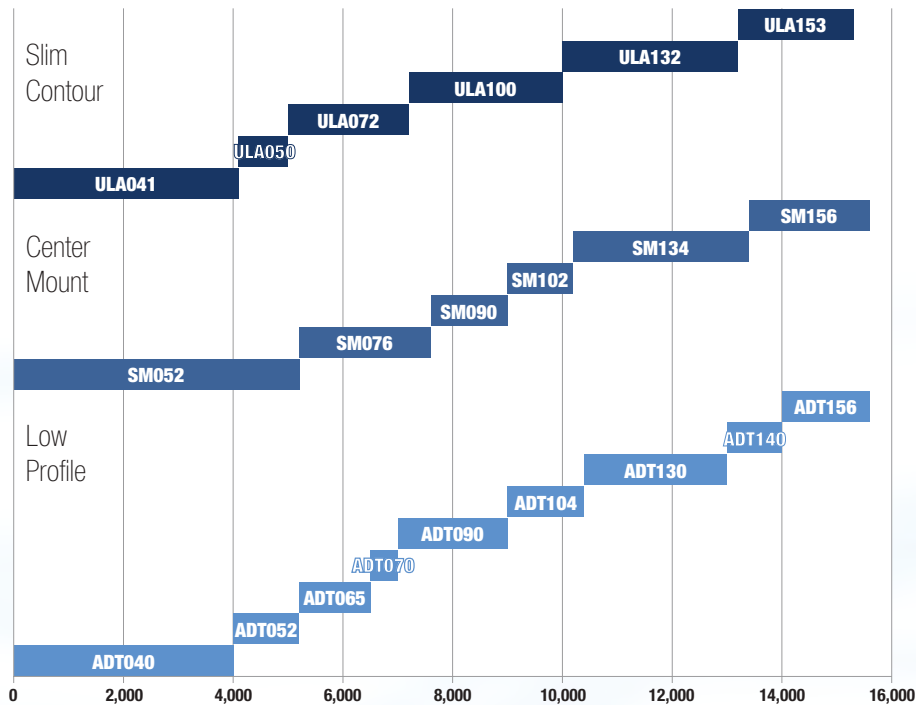


The Slim Contour unit cooler circulates air using a centrifugal fan design, allowing air to circulate at higher velocities for more uniform temperatures in foodservice walk-in coolers and freezers.

# Exceptional Cooling Performance

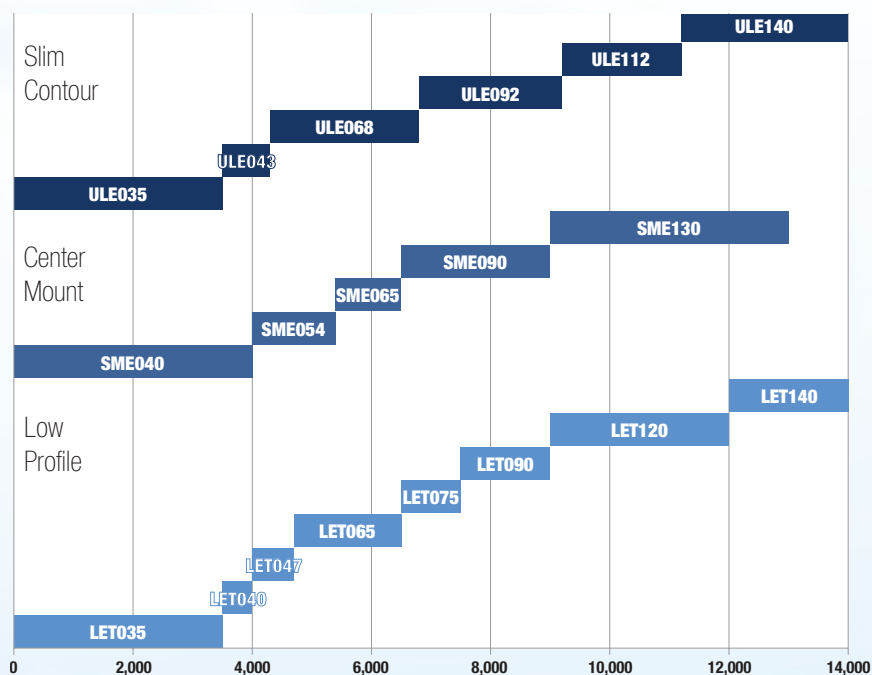
The Slim Contour features a capacity range that mirrors that of the existing unit coolers in the Heatcraft unit cooler portfolio.

## Capacity Comparison - Air Defrost Models



Only 1-3 Fan units shown. Center Mount Available in 1-5 Fans & Low Profile Available in 1-6 fan models.

## Capacity Comparison - Electric Defrost Models



Only 1-3 Fan units shown. Center Mount Available in 1-5 Fans & Low Profile Available in 1-6 fan models.

## Nomenclature

UL	A	041	A	E	A
Model Series	Defrost Type	Capacity	Electrical Code	Motor Code	Vintage
UL = Slim Contour	A = Air Defrost E = Electric Defrost	# BTUH x 100 (R-404A)	A = 115v/1/60Hz B = 208-230v/1/60Hz	E = EC Motor	

## Performance Data

### Model ULA - Air Defrost | 50 Hz\* / 60 Hz

Model	Capacity				Fan Data		
	R-404A		R-407A/C/F, R-448A/R-449A				
	10°F TD 25°F SST	6°C TD -4°C SST	10°F TD 25°F SST	6°C TD -4°C SST	No.	CFM	m³H
	BTUH	Watts	BTUH	Watts			
ULA041	4,100	1,200	4,700	1,380	1	530	900
ULA050	5,000	1,460	5,800	1,700	1	530	900
ULA072	7,200	2,110	8,200	2,400	2	1,090	1,852
ULA100	10,000	2,930	11,600	3,400	2	1,090	1,852
ULA132	13,200	3,870	15,300	4,490	3	1,675	2,846
ULA153	15,300	4,480	17,700	5,200	3	1,675	2,846

\*For EC motors, use 60 Hz capacity and airflow values (Units with EC motors operating at 50 Hz will not see a reduction in performance due to the electronic control of the motor)

### Model ULE - Electric Defrost | 60 Hz

Model	Capacity				Fan Data		
	R-404A		R-407A/C/F, R-448A/R-449A				
	10°F TD -20°F SST	6°C TD -29°C SST	10°F TD -20°F SST	6°C TD -29°C SST	No.	CFM	m³H
	BTUH	Watts	BTUH	Watts			
ULE035	3,500	1,030	3,900	1,130	1	530	900
ULE043	4,300	1,260	4,800	1,410	1	530	900
ULE068	6,800	1,990	7,800	2,270	2	1,090	1,852
ULE092	9,200	2,700	10,300	3,020	2	1,090	1,852
ULE112	11,200	3,280	12,800	3,740	3	1,675	2,846
ULE140	14,000	4,100	16,000	4,680	3	1,675	2,846

### Capacity Correction Factors - Electric Defrost

Standard Suction Temperature °F	Multiply Capacity By
20	1.15
-10	1.04
-20	1.00

## Specifications

Model	HP	EC Motors				Defrost Heaters	
		115/1/60		208-230/1/60		208-230/1/60	
		Amps	Watts	Amps	Watts	Amps	Watts
ULA041	1/15	1.2	72	0.6	72	-	-
ULA050	1/15	1.2	72	0.6	72	-	-
ULA072	1/15	2.4	144	1.2	144	-	-
ULA100	1/15	2.4	144	1.2	144	-	-
ULA132	1/15	3.6	216	1.8	216	-	-
ULA153	1/15	3.6	216	1.8	216	-	-
ULE035	1/15	-	-	0.6	72	3.5	800
ULE043	1/15	-	-	0.6	72	3.5	800
ULE068	1/15	-	-	1.2	144	6.3	1450
ULE092	1/15	-	-	1.2	144	6.3	1450
ULE112	1/15	-	-	1.8	216	9.4	2150
ULE140	1/15	-	-	1.8	216	9.4	2150

## Physical Data

Model	No. of Fans	Coil Data			Condensate Drain (NPS)	Defrost Type	Approx. Weight (lbs)
		FPI	Coil Inlet (OD)	Coil Outlet (OD)			NET
ULA041	1	7	1/2"	5/8"	3/4"	Air	36
ULA050	1	7	1/2"	7/8"	3/4"	Air	40
ULA072	2	7	1/2"	7/8"	3/4"	Air	64
ULA100	2	7	1/2"	7/8"	3/4"	Air	68
ULA132	3	7	1/2"	7/8"	3/4"	Air	93
ULA153	3	7	1/2"	7/8"	3/4"	Air	98
ULE035	1	7	1/2"	5/8"	3/4"	Electric	40
ULE043	1	7	1/2"	7/8"	3/4"	Electric	44
ULE068	2	7	1/2"	7/8"	3/4"	Electric	68
ULE092	2	7	1/2"	7/8"	3/4"	Electric	72
ULE112	3	7	1/2"	7/8"	3/4"	Electric	98
ULE140	3	7	1/2"	7/8"	3/4"	Electric	102

## Replacement Parts

### Right source. Right parts. Right now.

InterLink™ Commercial Refrigeration Parts by Heatcraft Worldwide Refrigeration is your link to a complete line of dependable and certified commercial refrigeration parts, accessories and innovative electronic controls for all Heatcraft equipment. With InterLink, we provide our wholesalers with a comprehensive selection of product solutions and innovative technologies for the installed customer base. And every product is built to ensure the same high performance standards with which all Heatcraft Worldwide Refrigeration brands are built — backed by a dedicated team to serve every customer need, delivering at the best lead times in the industry.

### Dependable. Versatile. Courteous.

Finally, one simple source for all your replacement needs from a brand you can trust.

For parts, please contact (800) 686-7278 or visit [heatcrafttrpd.com](http://heatcrafttrpd.com)



## Replacement Parts

Part Number	Description
Drain Pans	
55563501	Drain Pan - 1 Fan
55563601	Drain Pan - 2 Fan
55563701	Drain Pan - 3 Fan
Heaters	
24799801	Coil Heater - 1 Fan
24799802	Coil Heater - 2 Fan
24799803	Coil Heater - 3 Fan
24799901	Drain Pan Heater - 1 Fan
24799902	Drain Pan Heater - 2 Fan
24799903	Drain Pan Heater - 3 Fan

Part Number	Description
Motor/Motor Assemblies	
25322001	115v Motor
25322101	208/230v Motor
89956801	Motor Cassette - 115v
89956802	Motor Cassette - 208/230v
22919301	Motor Blower
Panels	
89956301	Non-Service End Panel
89955501	Service End Panel
37001101	Fan Guard

## Nozzle Selections

Model	Distributor Tube (in.)		No. of Circuits	R-404A, R-507A	R-407A, R-407F, R-407C	R-448A, R-449A	R-22 Nozzle*
	OD	Length					
ULA041	5/32	10	3	L-1/4	L-1/4	L-1/2	L-1/4
ULA050	5/32	10	4	L-1/3	L-1/3	L-1/2	L-1/4
ULA072	5/32	10	4	L-1/2	L-1/2	L-3/4	L-1/3
ULA100	5/32	10	8	L-3/4	L-3/4	L-1	L-1/2
ULA132	5/32	10	6	L-1	L-1	L-1-1/2	L-3/4
ULA153	5/32	10	8	L-1	L-1	L-1-1/2	L-3/4
ULE035	5/32	10	3	L-1/2	L-1/3	L-1/2	L-1/4
ULE043	5/32	10	4	L-1/2	L-1/2	L-3/4	L-1/3
ULE068	5/32	10	4	L-3/4	L-3/4	L-1	L-1/2
ULE092	5/32	10	8	L-1	L-1	L-1-1/2	L-3/4
ULE112	5/32	10	6	L-1-1/2	L-1-1/2	L-2	L-3/4
ULE140	5/32	10	8	L-1-1/2	L-1-1/2	L-2	L-1

### NOTE:

Nozzles sized for 90-100°F liquid temperature at expansion valve.

Contact Application Engineering for guidance if

- Liquid temperature is not 90-100°F
- Evaporator TD is not 10°-15°F (room temperature – saturated suction temperature)
- Electric defrost and hot gas models with a saturated suction temperature of 10°F or higher

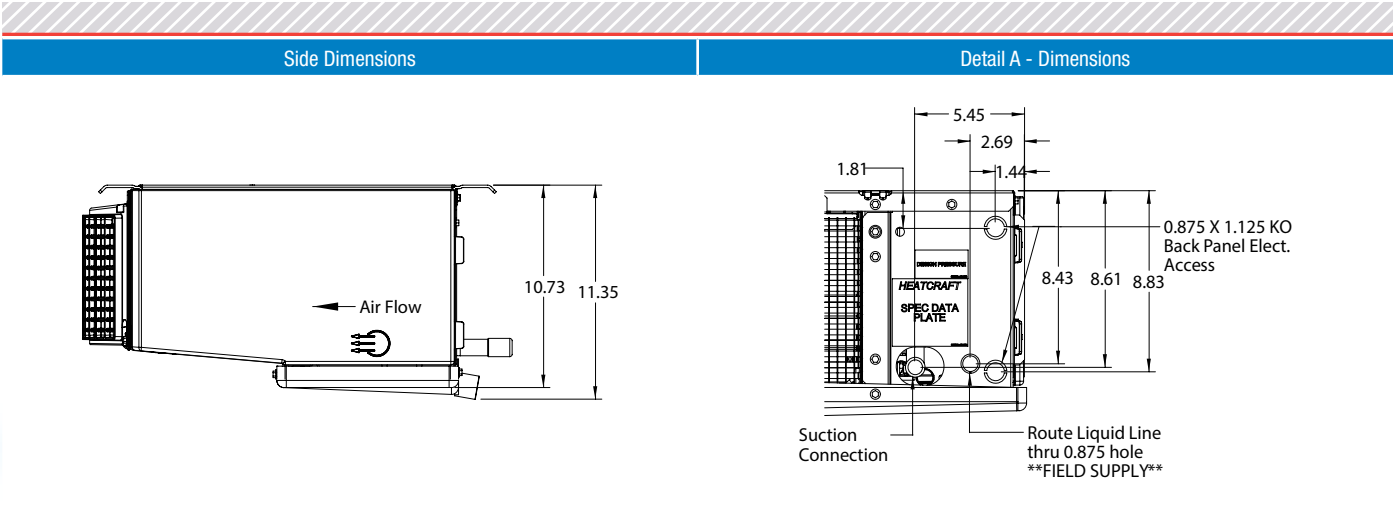
**Caution:** Refrigeration system will not perform properly without correct nozzle!

\*R-22 Nozzles for informational purposes only. Not included with stocking evaporators

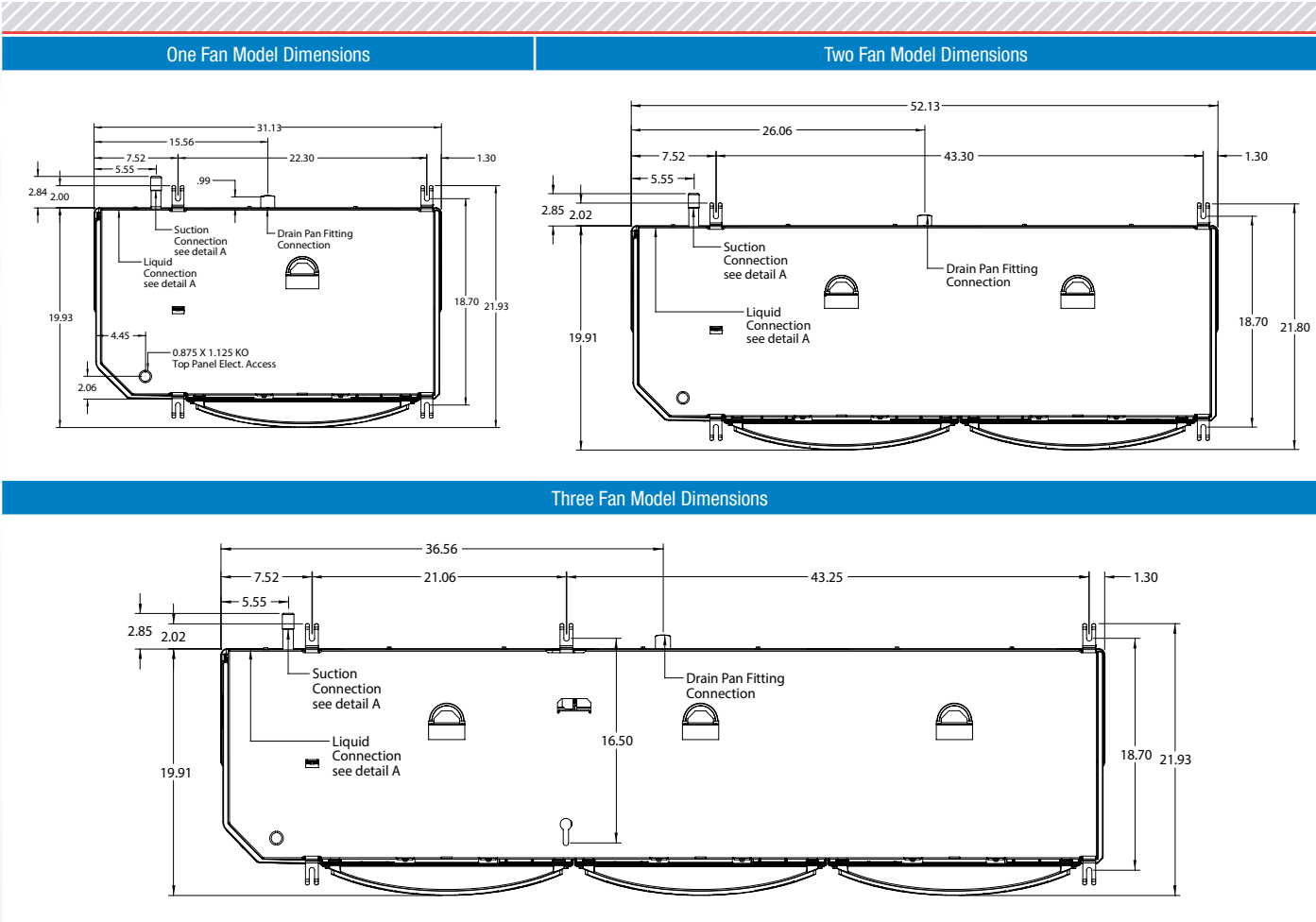


# Dimensional Information

## Dimensions - Non-Model Specific



## Dimensions - Model Specific



## Notes

This image shows a full page of blank handwriting practice paper. It features horizontal ruling lines spaced evenly down the page. The background has alternating white and very light blue horizontal bands, creating a guide for letter height. There are no margins, text, or other markings on the page.

## Notes

This image shows a full page of blank, lined notebook paper. The paper features horizontal ruling lines spaced evenly down its length. The background consists of alternating light blue and white horizontal bands, creating a striped effect. There are no margins, text, or other markings on the page.



2175 West Park Place Blvd. · Stone Mountain, GA 30087  
Phone: 800.537.7775 · Fax: 770.465.5900  
[heatcrafttrpd.com](http://heatcrafttrpd.com)



**BOHN**

Since product improvement is a continuing effort, we reserve the right to make changes in specifications without notice.

BN-SLIM-0418 | Version 000